

Click [here](#) to show toolbars of the Web Online Help System: [show toolbars](#)

[\[ Team LiB \]](#)

NEXT ►



- [Table of Contents](#)
- [Index](#)
- [Reviews](#)
- [Reader Reviews](#)
- [Errata](#)

### Cocoa in a Nutshell

By [Michael Beam](#), [James Duncan Davidson](#)

START READING

Publisher: O'Reilly

Date  
Published : May 2003

ISBN: 0-596-00462-1

Pages: 566

*Cocoa in a Nutshell* begins with a complete overview of Cocoa's object classes. It provides developers who may be experienced with other application toolkits the grounding they'll need to start developing Cocoa applications. A complement to Apple's documentation, it is the only reference to the classes, functions, types, constants, protocols, and methods that make up Cocoa's Foundation and Application Kit frameworks, based on the Jaguar release (Mac OS X 10.2).

[\[ Team LiB \]](#)

NEXT ►

[This HTML Help has been published using the chm2web software.](#)

Click [here](#) to show toolbars of the Web Online Help System: [show toolbars](#)

**Brought to You by**

Like the book? Buy it!

The logo for Team LiB features the text "Team LiB" in a bold, yellow, sans-serif font with a thick black outline. The text is centered within a blue, swoosh-like shape that resembles a stylized arrow or a dynamic underline. The background of the entire page is a repeating pattern of this logo in a light gray, semi-transparent color.

**Team LiB**

---

[This HTML Help has been published using the chm2web software.](#)

Click [here](#) to show toolbars of the Web Online Help System: [show toolbars](#)

[\[ Team LiB \]](#)

◀ PREVIOUS

NEXT ▶



- [Table of Contents](#)
- [Index](#)
- [Reviews](#)
- [Reader Reviews](#)
- [Errata](#)

## Cocoa in a Nutshell

By [Michael Beam](#), [James Duncan Davidson](#)

START READING

Publisher: O'Reilly

Date  
Published : May 2003

ISBN: 0-596-00462-1

Pages: 566

[Copyright](#)

[Preface](#)

[What Is Cocoa?](#)

[How This Book Is Organized](#)

[Conventions Used in This Book](#)

[How the Quick Reference Was Generated](#)

[Comments and Questions](#)

[Acknowledgments](#)

## Part I: Introducing Cocoa

### Chapter 1. Objective-C

Section 1.1. Objects

Section 1.2. Messaging

Section 1.3. Classes

Section 1.4. Creating Object Instances

Section 1.5. Memory Management

Section 1.6. Deallocating Objects

Section 1.7. Categories

Section 1.8. Naming Conventions

### Chapter 2. Foundation

Section 2.1. Data

Section 2.2. Key-Value Coding

Section 2.3. Working with Files

Section 2.4. Bundles and Resource Management

Section 2.5. Archiving Objects

Section 2.6. User Defaults

Section 2.7. Notifications

Section 2.8. Operating System Interaction

Section 2.9. Threaded Programming

### Chapter 3. The Application Kit

Section 3.1. AppKit Design Patterns

Section 3.2. Nibs

Section 3.3. Application Architecture

Section 3.4. Controls

Section 3.5. Menus

Section 3.6. Sheets

Section 3.7. Drawers

Section 3.8. Toolbars

Section 3.9. Event Handling

Section 3.10. Document-Based Applications

### Chapter 4. Drawing and Imaging

[Section 4.1. The Role of Quartz](#)

[Section 4.2. Coordinate Systems](#)

[Section 4.3. Graphics Contexts](#)

[Section 4.4. Working with Paths](#)

[Section 4.5. Drawing Text](#)

[Section 4.6. Working with Color](#)

[Section 4.7. Working with Images](#)

[Section 4.8. Transformations](#)

## [Chapter 5. Text Handling](#)

[Section 5.1. Text System Architecture](#)

[Section 5.2. Assembling the Text System](#)

## [Chapter 6. Networking](#)

[Section 6.1. Hosts](#)

[Section 6.2. URL Resources](#)

[Section 6.3. Rendezvous Network Services](#)

[Section 6.4. Sockets](#)

[Section 6.5. NSFileHandle](#)

## [Chapter 7. Interapplication Communication](#)

[Section 7.1. NSPipe](#)

## [Chapter 8. Other Frameworks](#)

[Section 8.1. AddressBook](#)

[Section 8.2. The Message Framework](#)

[Section 8.3. Disc Recording Frameworks](#)

[Section 8.4. Third-Party Frameworks](#)

## [Part II: API Quick Reference](#)

### [Chapter 9. Foundation Types and Constants](#)

[Section 9.1. Data Types](#)

[Section 9.2. Enumerations](#)

[Section 9.3. Global Variables](#)

[Section 9.4. Constants](#)

[Section 9.5. Exceptions](#)

## Chapter 10. Foundation Functions

[Section 10.1. Assertions](#)

[Section 10.2. Bundles](#)

[Section 10.3. Byte Ordering](#)

[Section 10.4. Decimals](#)

[Section 10.5. Java Setup](#)

[Section 10.6. Hash Tables](#)

[Section 10.7. HFS File Types](#)

[Section 10.8. Map Tables](#)

[Section 10.9. Object Allocation](#)

[Section 10.10. Objective-C Runtime](#)

[Section 10.11. Path Utilities](#)

[Section 10.12. Points](#)

[Section 10.13. Ranges](#)

[Section 10.14. Rects](#)

[Section 10.15. Sizes](#)

[Section 10.16. Uncaught Exceptions](#)

[Section 10.17. Zones](#)

## Chapter 11. Application Kit Types and Constants

[Section 11.1. Data Types](#)

[Section 11.2. Enumerations](#)

[Section 11.3. Global Variables](#)

[Section 11.4. Exceptions](#)

## Chapter 12. Application Kit Functions

[Section 12.1. Accessibility](#)

[Section 12.2. Applications](#)

[Section 12.3. Events](#)

[Section 12.4. Fonts](#)

[Section 12.5. Graphics: General](#)

[Section 12.6. Graphics: Window Depth](#)

[Section 12.7. Interface Styles](#)

[Section 12.8. OpenGL](#)

[Section 12.9. Panels](#)

[Section 12.10. Pasteboards](#)

[Section 12.11. System Beep](#)

## [Chapter 13. Foundation Classes](#)

[NSAppleEventDescriptor](#)

[NSAppleEventManager](#)

[NSAppleScript](#)

[NSArchiver](#)

[NSArray](#)

[NSAssertionHandler](#)

[NSAttributedString](#)

[NSAutoreleasePool](#)

[NSBundle](#)

[NSCalendarDate](#)

[NSCharacterSet](#)

[NSClassDescription](#)

[NSCloneCommand](#)

[NSCloseCommand](#)

[NSCoder](#)

[NSConditionLock](#)

[NSConnection](#)

[NSCountCommand](#)

[NSCountedSet](#)

[NSCreateCommand](#)

[NSData](#)

[NSDate](#)

[NSDateFormatter](#)

[NSDecimalNumber](#)

[NSDecimalNumberHandler](#)

[NSDeleteCommand](#)

[NSDeserializer](#)

[NSDictionary](#)

[NSDirectoryEnumerator](#)

[NSDistantObject](#)

[NSDistantObjectRequest](#)

[NSDistributedLock](#)

[NSDistributedNotificationCenter](#)

[NSEnumerator](#)

[NSException](#)

[NSExistsCommand](#)

[NSFileHandle](#)

[NSFileManager](#)

[NSFormatter](#)

[NSGetCommand](#)

[NSHost](#)

[NSIndexSpecifier](#)

[NSInvocation](#)

[NSKeyedArchiver](#)

[NSKeyedUnarchiver](#)

[NSLock](#)

[NSLogicalTest](#)

[NSMachBootstrapServer](#)

[NSMachPort](#)

[NSMessagePort](#)

[NSMessagePortNameServer](#)

[NSMethodSignature](#)

[NSMiddleSpecifier](#)

[NSMoveCommand](#)

[NSMutableArray](#)

[NSMutableAttributedString](#)

[NSMutableCharacterSet](#)

[NSMutableData](#)

[NSMutableDictionary](#)

[NSMutableSet](#)

[NSMutableString](#)

[NSNameSpecifier](#)

[NSNetService](#)

[NSNetServiceBrowser](#)

[NSNotification](#)

[NSNotificationCenter](#)

[NSNotificationQueue](#)

[NSNull](#)



[NSNumber](#)  
[NSNumberFormatter](#)  
[NSObject](#)  
[NSPipe](#)  
[NSPort](#)  
[NSPortCoder](#)  
[NSPortMessage](#)  
[NSPortNameServer](#)  
[NSPositionalSpecifier](#)  
[NSProcessInfo](#)  
[NSPropertyListSerialization](#)  
[NSPropertySpecifier](#)  
[NSProtocolChecker](#)  
[NSProxy](#)  
[NSQuitCommand](#)  
[NSRandomSpecifier](#)  
[NSRangeSpecifier](#)  
[NSRecursiveLock](#)  
[NSRelativeSpecifier](#)  
[NSRunLoop](#)  
[NSScanner](#)  
[NSScriptClassDescription](#)  
[NSScriptCoercionHandler](#)  
[NSScriptCommand](#)  
[NSScriptCommandDescription](#)  
[NSScriptExecutionContext](#)  
[NSScriptObjectSpecifier](#)  
[NSScriptSuiteRegistry](#)  
[NSScriptWhoseTest](#)  
[NSSerializer](#)  
[NSSet](#)  
[NSSetCommand](#)  
[NSSocketPort](#)  
[NSSocketPortNameServer](#)  
[NSSpecifierTest](#)  
[NSSpellServer](#)

[NSString](#)  
[NSTask](#)  
[NSThread](#)  
[NSTimer](#)  
[NSTimeZone](#)  
[NSUnarchiver](#)  
[NSUndoManager](#)  
[NSUniqueIDSpecifier](#)  
[NSURL](#)  
[NSURLHandle](#)  
[NSUserDefaults](#)  
[NSValue](#)  
[NSWhoseSpecifier](#)

#### Chapter 14. Foundation Protocols

[NSCoding](#)  
[NSComparisonMethods](#)  
[NSCopying](#)  
[NSDecimalNumberBehaviors](#)  
[NSKeyValueCoding](#)  
[NSLocking](#)  
[NSMutableCopying](#)  
[NSObjCTypeSerializationCallback](#)  
[NSObject](#)  
[NSScriptingComparisonMethods](#)  
[NSScriptKeyValueCoding](#)  
[NSScriptObjectSpecifiers](#)  
[NSURLHandleClient](#)

#### Chapter 15. Application Kit Classes

[NSActionCell](#)  
[NSAffineTransform](#)  
[NSApplication](#)  
[NSBezierPath](#)  
[NSBitmapImageRep](#)  
[NSBox](#)

[NSBrowser](#)  
[NSBrowserCell](#)  
[NSButton](#)  
[NSButtonCell](#)  
[NSCachedImageRep](#)  
[NSCell](#)  
[NSClipView](#)  
[NSColor](#)  
[NSColorList](#)  
[NSColorPanel](#)  
[NSColorPicker](#)  
[NSColorWell](#)  
[NSComboBox](#)  
[NSComboBoxCell](#)  
[NSControl](#)  
[NSCursor](#)  
[NSCustomImageRep](#)  
[NSDocument](#)  
[NSDocumentController](#)  
[NSDrawer](#)  
[NSEPSImageRep](#)  
[NSEvent](#)  
[NSFileWrapper](#)  
[NSFont](#)  
[NSFontManager](#)  
[NSFontPanel](#)  
[NSForm](#)  
[NSFormCell](#)  
[NSGlyphInfo](#)  
[NSGraphicsContext](#)  
[NSHelpManager](#)  
[NSImage](#)  
[NSImageCell](#)  
[NSImageRep](#)  
[NSImageView](#)  
[NSInputManager](#)

[NSInputServer](#)  
[NSLayoutManager](#)  
[NSMatrix](#)  
[NSMenu](#)  
[NSMenuItem](#)  
[NSMenuItemCell](#)  
[NSMenuView](#)  
[NSMovie](#)  
[NSMovieView](#)  
[NSMutableParagraphStyle](#)  
[NSNibConnector](#)  
[NSNibControlConnector](#)  
[NSNibOutletConnector](#)  
[NSOpenGLContext](#)  
[NSOpenGLPixelFormat](#)  
[NSOpenGLView](#)  
[NSOpenPanel](#)  
[NSOutlineView](#)  
[NSPageLayout](#)  
[NSPanel](#)  
[NSParagraphStyle](#)  
[NSPasteboard](#)  
[NSPDFImageRep](#)  
[NSPICTImageRep](#)  
[NSPopUpButton](#)  
[NSPopUpButtonCell](#)  
[NSPrinter](#)  
[NSPrintInfo](#)  
[NSPrintOperation](#)  
[NSPrintPanel](#)  
[NSProgressIndicator](#)  
[NSQuickDrawView](#)  
[NSResponder](#)  
[NSRulerMarker](#)  
[NSRulerView](#)  
[NSSavePanel](#)

[NSScreen](#)  
[NSScroller](#)  
[NSScrollView](#)  
[NSSecureTextField](#)  
[NSSecureTextFieldCell](#)  
[NSSimpleHorizontalTypesetter](#)  
[NSSlider](#)  
[NSSliderCell](#)  
[NSSound](#)  
[NSSpellChecker](#)  
[NSSplitView](#)  
[NSStatusBar](#)  
[NSStatusItem](#)  
[NSStepper](#)  
[NSStepperCell](#)  
[NSTableColumn](#)  
[NSTableHeaderCell](#)  
[NSTableHeaderView](#)  
[NSTableView](#)  
[NSTabView](#)  
[NSTabViewItem](#)  
[NSText](#)  
[NSTextAttachment](#)  
[NSTextAttachmentCell](#)  
[NSTextContainer](#)  
[NSTextField](#)  
[NSTextFieldCell](#)  
[NSTextStorage](#)  
[NSTextTab](#)  
[NSTextView](#)  
[NSToolbar](#)  
[NSToolbarItem](#)  
[NSTypesetter](#)  
[NSView](#)  
[NSWindow](#)  
[NSWindowController](#)

[NSWorkspace](#)

## [Chapter 16. Application Kit Protocols](#)

[NSAccessibility](#)

[NSChangeSpelling](#)

[NSColorPickingCustom](#)

[NSColorPickingDefault](#)

[NSComboBoxCellDataSource](#)

[NSComboBoxDataSource](#)

[NSDraggingDestination](#)

[NSDraggingInfo](#)

[NSDraggingSource](#)

[NSIgnoreMisspelledWords](#)

[NSInputServerMouseTracker](#)

[NSInputServiceProvider](#)

[NSMenuItem](#)

[NSMenuValidation](#)

[NSNibAwaking](#)

[NSOutlineViewDataSource](#)

[NSServicesRequests](#)

[NSTableDataSource](#)

[NSTextAttachmentCell](#)

[NSTextInput](#)

[NSTextStorageScripting](#)

[NSToolbarItemValidation](#)

[NSToolTipOwner](#)

[NSUserInterfaceValidations](#)

[NSValidatedUserInterfaceItem](#)

[NSWindowScripting](#)

## [Method Index](#)

[A](#)

[B](#)

[C](#)

[D](#)

[E](#)

[E](#)  
[G](#)  
[H](#)  
[I](#)  
[J](#)  
[K](#)  
[L](#)  
[M](#)  
[N](#)  
[O](#)  
[P](#)  
[Q](#)  
[R](#)  
[S](#)  
[T](#)  
[U](#)  
[V](#)  
[W](#)  
[XYZ](#)

## [Part III: Appendix](#)

### [Appendix A. Appendix: Resources for Cocoa Developers](#)

[Section A.1. Apple Documentation](#)

[Section A.2. Related Books](#)

[Section A.3. Web Sites](#)

[Section A.4. Mailing Lists](#)

[Section A.5. Partnering with Apple](#)

[Colophon](#)

[Index](#)

[\[ Team LiB \]](#)

[◀ PREVIOUS](#) [NEXT ▶](#)

---

[This HTML Help has been published using the chm2web software.](#)

Click [here](#) to show toolbars of the Web Online Help System: [show toolbars](#)

[\[ Team LiB \]](#)

◀ PREVIOUS    NEXT ▶

Copyright © 2003 O'Reilly & Associates, Inc.


Printed in the United States of America.

Published by O'Reilly & Associates, Inc., 1005 Gravenstein Highway North, Sebastopol, CA 95472.

O'Reilly & Associates books may be purchased for educational, business, or sales promotional use. Online editions are also available for most titles (<http://safari.oreilly.com>). For more information, contact our corporate/institutional sales department: (800) 998-9938 or [corporate@oreilly.com](mailto:corporate@oreilly.com).

Nutshell Handbook, the Nutshell Handbook logo, and the O'Reilly logo are registered trademarks of O'Reilly & Associates, Inc. Many of the designations used by manufacturers and sellers to distinguish their products are claimed as trademarks. Where those designations appear in this book, and O'Reilly & Associates, Inc. was aware of a trademark claim, the designations have been printed in caps or initial caps. The association between the image of an Irish setter and the topic of Cocoa is a trademark of O'Reilly & Associates, Inc.

Apple Computer, Inc. boldly combined open source technologies with its own programming efforts to create Mac OS X, one of the most versatile and stable operating systems now available. In the same spirit, Apple has joined forces with O'Reilly & Associates to bring you an indispensable collection of technical publications. The ADC logo indicates that the book has been technically reviewed by Apple engineers and is recommended by the Apple Developer Connection.

Apple, the Apple logo, AppleScript, AppleTalk, AppleWorks, Carbon, Cocoa, ColorSync, Finder, FireWire, iBook, iMac, iPod, Mac, Mac logo, Macintosh, PowerBook, QuickTime, QuickTime logo, Sherlock, and WebObjects are trademarks of Apple Computer, Inc., registered in the United States and other countries. The "keyboard" Apple logo () is used with permission of Apple Computer, Inc.

While every precaution has been taken in the preparation of this book, the publisher and authors assume no responsibility for errors or omissions, or for damages resulting from the use of the information contained herein.

[\[ Team LiB \]](#)

◀ PREVIOUS    NEXT ▶

[This HTML Help has been published using the chm2web software.](#)



Click [here](#) to show toolbars of the Web Online Help System: [show toolbars](#)

[\[ Team LiB \]](#)

[\[SYMBOL\]](#) [\[A\]](#) [\[B\]](#) [\[C\]](#) [\[D\]](#) [\[E\]](#) [\[F\]](#) [\[G\]](#) [\[H\]](#) [\[I\]](#) [\[J\]](#) [\[K\]](#) [\[L\]](#) [\[M\]](#) [\[N\]](#) [\[O\]](#) [\[P\]](#) [\[Q\]](#) [\[R\]](#) [\[S\]](#) [\[T\]](#) [\[U\]](#) [\[V\]](#) [\[W\]](#) [\[Z\]](#)

[\[ Team LiB \]](#)

---

[This HTML Help has been published using the chm2web software.](#)

Click [here](#) to show toolbars of the Web Online Help System: [show toolbars](#)

[\[ Team LiB \]](#)

◀ PREVIOUS    NEXT ▶

## Preface

It's practically impossible to know Cocoa inside and out. There was once a discussion between two programmers about Cocoa's large APIs: one was a veteran Perl programmer, the other a Cocoa programmer. The Perl programmer grumbled about the intimidating and verbose Cocoa APIs, saying there was simply too much to remember. Bemused, the Cocoa programmer retorted: "You don't *remember* Cocoa; you look it up!"

The point the Cocoa programmer was trying to impress upon the Perl programmer was that understanding object-oriented programming (OOP) concepts and the architecture of the frameworks is more important than remembering the wordy and numerous method and class names in the Cocoa frameworks.

This book is a compact reference that will hopefully grow worn beside your keyboard. Split into two parts, *Cocoa in a Nutshell* first provides an overview of the frameworks that focuses on both common programming tasks and how the parts of the framework interact with one another. The second part of the book is an API quick reference that frees you from having to remember method and class names so you can spend more time hacking code. This book covers the Cocoa frameworks—Foundation and Application Kit (AppKit)—as of Mac OS X 10.2 (Jaguar).

[\[ Team LiB \]](#)

◀ PREVIOUS    NEXT ▶

---

[This HTML Help has been published using the chm2web software.](#)

Click [here](#) to show toolbars of the Web Online Help System: [show toolbars](#)

[\[ Team LiB \]](#)

◀ PREVIOUS    NEXT ▶

## What Is Cocoa?

Cocoa is a complete set of classes and application programming interfaces (APIs) for building Mac OS X applications and tools. With over 240 classes, Cocoa is divided into two essential frameworks: the Foundation framework and the Application Kit.

The Foundation framework provides a fundamental set of tools for representing fundamental data types, accessing operating system services, threading, messaging, and more. The Application Kit provides the functionality to build graphical user interfaces (GUI) for Cocoa applications. It provides access to the standard Aqua interface components ranging from menus, buttons, and text fields—the building blocks of larger interfaces—to complete, prepackaged interfaces for print dialogs, file operation dialogs, and alert dialogs. The Application Kit also provides higher-level functionality to implement multiple document applications, text handling, and graphics.

Classes are not the only constituents of the Cocoa frameworks. Some programming tasks, such as sounding a system beep, are best accomplished with a simple C function. Cocoa includes a number of functions for accomplishing tasks such as manipulating byte orders and drawing simple graphics. Additionally, Cocoa defines a number of custom data types and constants to provide a higher degree of abstraction to many method parameters.

## The Cocoa Development Environment

Project Builder and Interface Builder are the two most important applications used in Cocoa development. *Project Builder* is the interactive development environment (IDE) for Mac OS X used to manage and edit source files, libraries, frameworks, and resources. Additionally, it provides an interface to the Objective-C compiler, *gcc*, and the GNU debugger, *gdb*.

*Interface Builder* is used to create GUIs for Cocoa applications by allowing developers to manipulate UI components (such as windows and buttons) graphically using drag and drop. It provides assistance for laying out components by providing visual cues that conform to Apple's Aqua Human Interface Guidelines. From an inspector panel, the behavior and appearance of these components can be tweaked in almost every way the component supports. Interface Builder provides an intuitive way to connect objects by letting the user drag wires between objects. This way, you set up the initial network of objects in the interface. In addition, you can interface without having to compile a single bit of code.

Interface components are not the only objects that can be manipulated with Interface Builder. You can subclass any Cocoa class and create instances of the subclasses. More importantly, you can give these classes instance variables, known as *outlets*, and methods, called *actions*, and hook them up to user interface components. Interface Builder can then create source files for these subclasses, complete header files, and an implementation file including stubs for the action methods. There is much more to Interface Builder and Project Builder than we can cover in this book, but as you can begin to imagine, the tight integration of these two applications create a compelling application development environment.

# Cocoa Design Patterns

Cocoa uses many design patterns. *Design patterns* are descriptions of common object-oriented programming practices. Effective application development requires that you know how and where to use patterns in Cocoa. *Cocoa in a Nutshell* discusses these patterns in the context in which they are used. Here is a brief list of the design patterns you will encounter in the book:

## *Delegation*

In this pattern, one object, the delegate, acts on behalf of another object. Delegation is used to alter the behavior of an object that takes a delegate. The developer's job is to implement any number of methods that may be invoked in the delegate. Delegation minimizes the need to subclass objects to extend their functionality.

## *Singleton*

This pattern ensures that only one object instance of a class exists in the system. A singleton method is an object constructor that creates an instance of the class and maintains a reference to that object. Subsequent invocations of the singleton constructor return the existing object, rather than create a new one.

## *Notification*

Notifications allow decoupling of message senders from multiple message receivers. Cocoa implements this pattern in the notification system used throughout the frameworks. It is discussed in [Chapter 2](#).

## *Model-View-Control*

The Model-View-Controller (MVC) pattern is used extensively in the Application Kit to separate an application into logically distinct units: a model, which knows how to work with application data, the view, which is responsible for presenting the data to the user, and the controller, which handles interaction between the model and the view. [Chapter 3](#) discusses MVC in more detail.

## *Target/action*

The target/action pattern decouples user-interface components, such as buttons and menu items, with the objects (the targets) that implement their actions. In this pattern, an activated control sends an action message to its target. [Chapter 3](#) discusses this topic further.

## *Responder chain*

The responder chain pattern is used in the event handling system to give multiple objects a chance to respond to an event. This topic is discussed in [Chapter 3](#).

## *Key-value coding*

Key-value coding provides an interface for accessing an object's properties indirectly by name.

[Chapter 2](#) covers key-value coding more thoroughly.

## Benefits

These days, application developers expect a lot from their tools, and users expect a lot from any application they use. Any application or application toolkit that neglects these needs is destined for failure. Cocoa comes through grandly by providing the features needed in applications now and in the future, including:

### *Framework-based development*

Cocoa development is based on its frameworks: the Foundation framework and the Application Kit. With framework-based programming, the system takes a central role in the life of an application by calling out to code that you provide. This role allows the frameworks to take care of an application's behind-the-scene details and lets you focus on providing the functionality that makes your application unique.

### *"For free" features*

Cocoa provides a lot of standard application functionality "for free" as part of the frameworks. These features not only include the large number of user-interface components, but larger application subsystems such as the text-handling system and the document-based application architecture. Because Apple has gone to great lengths to provide these features as a part of Cocoa, developers can spend less time doing the repetitive work that is common between all applications, and more time adding unique value to their application.

### *The development environment*

As discussed earlier, Project Builder and Interface Builder provide a development environment that is highly integrated with the Cocoa frameworks. Interface Builder is used to quickly build user interfaces, which means less tedious work for the developer.

Cocoa's most important benefit is that it lets you develop applications dramatically faster than with other application frameworks.

## Languages

Cocoa's native language is Objective-C. The Foundation and Application Kit frameworks are implemented in Objective-C, and using Objective-C provides access to all features of the frameworks. [Chapter 1](#) covers Objective-C in depth.

Objective-C is not, however, the only language through which you can access the Cocoa frameworks. Through the Java Bridge, Apple provides a way to access the Cocoa frameworks using the Java language. The Java Bridge does not provide a complete solution since many of Cocoa's advanced features, such as the distributed objects system, are not available with Java. This book will not discuss Cocoa application development with Java.

Another option for working with Cocoa is AppleScript. AppleScript has traditionally been associated with simple scripting tasks, but with Mac OS X, Apple enabled AppleScript access to the Cocoa frameworks via AppleScript Studio. AppleScript Studio provides hooks into the Cocoa API so scripters can take their existing

knowledge of AppleScript, write an application in Project Builder, and use Interface Builder to give their applications an Aqua interface—all without having to learn Objective-C. This exposes Cocoa to a completely new base of Macintosh developers, who know enough AppleScript to build simple task-driven applications for solving common problems. For more information about AppleScript Studio, see <http://www.apple.com/applescript/studio>.

[\[ Team LiB \]](#)

◀ PREVIOUS

NEXT ▶

---

[This HTML Help has been published using the chm2web software.](#)

Click [here](#) to show toolbars of the Web Online Help System: [show toolbars](#)

[\[ Team LiB \]](#)

◀ PREVIOUS    NEXT ▶

## How This Book Is Organized

This book is split into two parts: the overview of Cocoa familiarizes developers with Cocoa's structure, and the API quick reference contains method name listings and brief descriptions for all Foundation and Application Kit framework classes.

[Part I](#) is divided into the following eight chapters:

### [Chapter 1, Objective-C](#)

This chapter introduces the use of Objective-C language. Many object-oriented concepts you may be familiar with from other languages are discussed in the context of Objective-C, which lets you leverage your previous knowledge.

### [Chapter 2, Foundation](#)

This chapter discusses the Foundation framework classes that all programs require for common programming tasks such as data handling, process control, run loop management, and interapplication communication.

### [Chapter 3, The Application Kit](#)

This chapter introduces the Application Kit and details larger abstractions of the Application Kit, such as how events are handled with responder chains, the document-based application architecture, and other design patterns that are important in Cocoa development.

### [Chapter 4, Drawing and Imaging](#)

This chapter discusses Cocoa's two-dimensional (2D) graphics capabilities available in the Application Kit.

### [Chapter 5, Text Handling](#)

This chapter details the architecture of Cocoa's advanced text-handling system, which provides a rich level of text-handling functionality for all Cocoa developers.

### [Chapter 6, Networking](#)

This chapter summarizes networking technologies, such as Rendezvous and URL services, that are accessible from a Cocoa application.

## [Chapter 7, Interapplication Communication](#)

This chapter discusses interapplication communication techniques, including distributed objects, pipes, and distributed notifications.

## [Chapter 8, Other Frameworks](#)

This chapter provides information about the many Objective-C frameworks that can be used in conjunction with Cocoa. These frameworks include those that are part of Mac OS X, such as AddressBook and DiscRecording, as well as frameworks supplied by third-party developers.

[Part II](#) contains Foundation and AppKit framework references and, as such, makes up the bulk of the book. First, there's an explanation of the organization of chapters in [Part II](#) and how class information is referenced. The rest of the section is divided into eight chapters and a method index. Each chapter focuses on a different part of the Cocoa API.

## [Chapter 9, Foundation Types and Constants](#)

This chapter lists the data types and constants defined by the Foundation framework.

## [Chapter 10, Foundation Functions](#)

This chapter lists the functions defined by the Foundation framework.

## [Chapter 11, Application Kit Types and Constants](#)

This chapter lists the data types and constants defined by the Application Kit.

## [Chapter 12, Application Kit Functions](#)

This chapter lists the functions defined by the Application Kit.

## [Chapter 13, Foundation Classes](#)

This chapter contains the API quick-reference Foundation framework classes.

## [Chapter 14, Foundation Protocols](#)

This smaller chapter covers the handful of protocols declared as part of the Foundation framework.

## [Chapter 15, Application Kit Classes](#)

This chapter provides the API quick reference for Application Kit classes.



## [Chapter 16, Application Kit Protocols](#)

This chapter provides reference to the protocols defined and used in the AppKit.

## [Chapter 17, Method Index](#)

This index contains an alphabetical listing of every method in the Foundation framework and Application Kit. Each method name in the index has a list of classes that implement that method.

Unlike the rest of the book's sections, there is but one short appendix in [Part III](#). Regardless of your experience level as a Mac developer, this section contains valuable resources for Cocoa programmers, including details on how you can partner with Apple to market your application.

## [Appendix A](#)

This appendix lists vital resources for Cocoa developers, including Apple developer documentation, web sites, mailing lists, books, and details on how to partner with Apple to gain exposure for your applications.

[\[ Team LiB \]](#)

◀ PREVIOUS

NEXT ▶

---

[This HTML Help has been published using the chm2web software.](#)

Click [here](#) to show toolbars of the Web Online Help System: [show toolbars](#)

[\[ Team LiB \]](#)

◀ PREVIOUS

NEXT ▶

## Conventions Used in This Book

This book uses the following typographical conventions:

### *Italic*

Used to indicate new terms, URLs, filenames, file extensions, directories, commands, options, and program names, and to highlight comments in examples. For example, a filesystem path will appear as */Applications/Utilities*.

### Constant width

Used to show the contents of files or output from commands.

### Constant-width bold

Used in examples and tables to show commands or other text that the user should type literally.

### Constant-width italic

Used in examples and tables to show text that should be replaced with user-supplied values, and also to highlight comments in code.

### Menus/navigation

Menus and their options are referred to in the text as File  $\longrightarrow$  Open, Edit  $\longrightarrow$  Copy, etc. Arrows will also signify a navigation path in window options—for example, System Preferences  $\longrightarrow$  Screen Effects  $\longrightarrow$  Activation means that you would launch System Preferences, click on the icon for the Screen Effects preferences panel, and select the Activation pane within that panel.

### Pathnames

Pathnames show the location of a file or application in the filesystem. Directories (or folders for Mac and Windows users) are separated by a forward slash. For example, if you see something like, "... launch the Terminal application (*/Applications/Utilities*)" in the text, you'll know that the Terminal application can be found in the Utilities subfolder of the Applications folder.

### %, #

The percent sign (%) shows the user prompt for the default *tcsh* shell; the hash mark (#) is the

prompt for the root user.

## Menu symbols

When looking at the menus for any application, you will see symbols associated with keyboard shortcuts for a particular command. For example, to open a document in Microsoft Word, go to the File menu and select Open (File → Open), or issue the keyboard shortcut, ⌘-O.

[Figure P-1](#) shows the symbols used in various menus to denote a shortcut.

### Figure P-1. Keyboard accelerators for issuing commands



You'll rarely see the Control symbol used as a menu command option; it's more often used in association with mouse clicks or for working with the *tcsh* shell.



Indicates a tip, suggestion, or general note.



Indicates a warning or caution.

Click [here](#) to show toolbars of the Web Online Help System: [show toolbars](#)

[\[ Team LiB \]](#)

◀ PREVIOUS    NEXT ▶

## How the Quick Reference Was Generated

You'd have to be a madman to write this book's quick reference by hand. Madmen we are not, so following the example of David Flanagan, author of O'Reilly's *Java in a Nutshell*, Mike wrote a program that would take care of most of the tedious work.

The idea is to attack the problem in two stages. In the first stage, the code enumerates each header file of each Framework that is to be ripped (Foundation and AppKit) and runs each line of each header through a parser. This parser would look for key elements that identify parts of the header, such as `@interface`, `+` for class methods, `-` for instance methods, and so forth. Every discovered element was assembled into a cross-linked hierarchy of framework names, class names, or method names. When all headers had been processed, the hierarchy was output into a property list file, which, at the end of the day, weighed in at just over 41,500 lines of text!

Stage two involved reading the contents of this file and running it through several formatting routines that output the XML-formatted text required by the O'Reilly production team.

Each class has a little class hierarchy figure. These figures were autogenerated by drawing into a view (using `NSBezierPath`) and saving the PDF representation of the view contents to a file. The input data for the program that did all of the drawing was the same property list used to create the API quick reference entries.

[\[ Team LiB \]](#)

◀ PREVIOUS    NEXT ▶

---

[This HTML Help has been published using the chm2web software.](#)

Click [here](#) to show toolbars of the Web Online Help System: [show toolbars](#)

[\[ Team LiB \]](#)

◀ PREVIOUS

NEXT ▶

## Comments and Questions

Please address comments and questions concerning this book to the publisher:

O'Reilly & Associates, Inc.  
1005 Gravenstein Highway North  
Sebastopol, CA 95472  
800-998-9938 (in the United States or Canada)  
707-829-0515 (international or local)  
707-829-0104 (fax)

There is a web page for this book, which lists errata, examples, or any additional information. You can access this page at:

<http://www.oreilly.com/catalog/cocoaian>

To comment or ask technical questions about this book, send email to:

[bookquestions@oreilly.com](mailto:bookquestions@oreilly.com)

For more information about books, conferences, Resource Centers, and the O'Reilly Network, see the O'Reilly web site at:

<http://www.oreilly.com>

[\[ Team LiB \]](#)

◀ PREVIOUS

NEXT ▶

---

[This HTML Help has been published using the chm2web software.](#)

Click [here](#) to show toolbars of the Web Online Help System: [show toolbars](#)

[\[ Team LiB \]](#)

◀ PREVIOUS    NEXT ▶

## Acknowledgments

The authors would like to acknowledge the many people who helped make this book possible.

### From Mike

Writing this book has been quite an experience, and it was made possible only by the efforts and support of the people I worked with. My editor, Chuck Toporek, put in a lot of time on this book and kept this first-time author on course and in the right frame of mind with his kind words of encouragement and level-headed advice. He has become a good friend over the past year that we've worked together on this project.

I am grateful to Duncan for his efforts in helping me shape up the book and for contributing the material on Objective-C. Duncan is quite a person to work with, and I look forward to working with him on this book in the future. Any success of this book is due in no small part to both Chuck and Duncan. These two make a great team, and I am fortunate to have the opportunity to work with them.

Thanks to the tech reviewers: Scott Anguish, Sherm Pendley, and the engineers and technical writers at Apple who were kind enough to take time out of their busy lives to review the book. Special thanks go to Malcolm Crawford for going above and beyond the call of duty by providing in-depth comments and suggestions and working closely with us to give the book its final polish. His upbeat attitude and British charm helped us all bring this book to completion.

Derrick Story at the O'Reilly Network took an amazing chance with me by letting me write about Cocoa for [www.macdevcenter.com](http://www.macdevcenter.com), which gave me the opportunity to get my foot in the door when I was least expecting it. Why he did this baffles me to this day, but I am grateful for it and for his encouragement over the past two years.

Ryan Dionne introduced me to Macs when we were freshman at UT Austin, and he quickly changed my attitude about them (I was a switcher before switching was fashionable). Shortly after that, John Keto of the University of Texas, my teacher and employer, was tricked, by some of the grad students I worked with, into believing that I was some sort of Linux and C guru; let's just say that I quickly became one! I suppose that if either of these things hadn't happened, you wouldn't be reading this acknowledgment. Life's funny sometimes.

All remaining thanks, and all that I am, go to my family and my friends: Mom and Dad, for the love, encouragement, and support during the whole process; my sisters Kristin and Jennifer; and my future parents-in-law, Bill and Lauren, for their love and support; Ryan, Paige, and Tommy for putting up with me and my antisocial behaviors during the past year, and for always having an eye on me and knowing when I needed to get some lunch. As always, my love and appreciation to my fiancée, Heather, (until July 2003!) for being incredibly patient, supportive, and caring during the past year.

### From Duncan

I'd like to thank Mike and Chuck for letting me contribute [Chapter 1](#) to the book. They were both very patient and attentive to all of the feedback I contributed to the rest of the book, even when they must have become annoyed by all my suggestions. Chuck, you're a great editor and you've helped me develop as an author, a skill that I never thought I'd have. Mike, I'm honored to have helped you with this book, and I look forward to working with you on it again in the future.

mmalcolm Crawford provided an invaluable service by checking the Objective-C chapter, as well as the rest of the book, in detail, and he really helped shape it into the what you see today. His dinner table discussions, and plenty of red ink stemming from many years of experience, have illuminated several areas of Cocoa and Objective-C for me. This book would not be the book it is without his valuable help.

Finally, thanks to my family and friends who put up with me disappearing during the crunch time leading up to the production of this book. You guys know who you are.

[\[ Team LiB \]](#)

◀ PREVIOUS

NEXT ▶

---

[This HTML Help has been published using the chm2web software.](#)

Click [here](#) to show toolbars of the Web Online Help System: [show toolbars](#)

[\[ Team LiB \]](#)

◀ PREVIOUS

NEXT ▶

## Part I: Introducing Cocoa

This part of the book provides a series of chapters that provide a general overview of Cocoa, helping you to quickly come up to speed. The chapters in this part of the book include:

[Chapter 1](#), *Objective-C*

[Chapter 2](#), *Foundation*

[Chapter 3](#), *The Application Kit*

[Chapter 4](#), *Drawing and Imaging*

[Chapter 5](#), *Text Handling*

[Chapter 6](#), *Networking*

[Chapter 7](#), *Interapplication Communication*

[Chapter 8](#), *Other Frameworks*

[\[ Team LiB \]](#)

◀ PREVIOUS

NEXT ▶

[This HTML Help has been published using the chm2web software.](#)



Click [here](#) to show toolbars of the Web Online Help System: [show toolbars](#)

[\[ Team LiB \]](#)

◀ PREVIOUS    NEXT ▶

## Chapter 1. Objective-C

Objective-C is a highly dynamic, message-based *object-oriented* language. Consisting of a small number of additions to ANSI C, Objective-C is characterized by its deferral of many decisions until runtime, supporting its key features of dynamic dispatch, dynamic typing, and dynamic loading. These features support many of the *design patterns* Cocoa uses, including delegation, notification, and Model-View-Controller (MVC).

Because it is an extension of C, existing C code and libraries, including those based on C++, [\[1\]](#) can work with Cocoa-based applications without losing any of the effort that went into their original development.

<sup>[1]</sup> For more information on using C++ with Objective-C, see the Objective-C++ documentation contained in `/Developer/Documentation/ReleaseNotes/Objective-C++.html`.

This chapter is an overview of Objective-C's most frequently used features. If you need more detail about these features or want to see the full language specification, read through Apple's document, *The Objective-C Programming Language*, which is installed as part of the Developer Tools in `/Developer/Documentation/Cocoa/ObjectiveC`.

[\[ Team LiB \]](#)

◀ PREVIOUS    NEXT ▶

[This HTML Help has been published using the chm2web software.](#)

Click [here](#) to show toolbars of the Web Online Help System: [show toolbars](#)

[\[ Team LiB \]](#)

◀ PREVIOUS    NEXT ▶

## 1.1 Objects

The base unit of activity in all object-oriented languages is the *object*—an entity that associates data with operations that can be performed on that data. Objective-C provides a distinct data type, `id`, defined as a pointer to an object's data that allows you to work with objects. An object may be declared in code as follows:

```
id anObject;
```

For all object-oriented constructs of Objective-C, including method return values, `id` replaces the default C `int` as the default return data type.

### 1.1.1 Dynamic Typing

The `id` type is completely nonrestrictive. It says very little about an object, indicating only that it is an entity in the system that can respond to messages and be queried for its behavior. This type of behavior, known as *dynamic typing*, allows the system to find the class to which the object belongs and resolve messages into method calls.

### 1.1.2 Static Typing

Objective-C also supports *static typing*, in which you declare a variable using a pointer to its class type instead of `id`, for example:

```
NSObject *object;
```

This declaration will turn on some degree of compile time checking to generate warnings when a type mismatch is made, as well as when you use methods not implemented by a class. Static typing can also clarify your intentions to other developers who have access to your source code. However, unlike other languages' use of the term, static typing in Objective-C is used only at compile time. At runtime, all objects are treated as type `id` to preserve dynamism in the system.



There are no class-cast exceptions like those present in more strongly typed languages, such as Java. If a variable declared as a `Dog` turns out to be a `Cat`, but responds to the messages called on it at runtime, then the runtime won't complain.

[\[ Team LiB \]](#)

◀ PREVIOUS    NEXT ▶



Click [here](#) to show toolbars of the Web Online Help System: [show toolbars](#)

[\[ Team LiB \]](#)

◀ PREVIOUS    NEXT ▶

## 1.2 Messaging

Objects in Objective-C are largely autonomous, self-contained, opaque entities within the scope of a program. They are not passive containers for state behavior, nor data and a collection of functions that can be applied to that data. The Objective-C language reinforces this concept by allowing any *message*—a request to perform a particular action—to be passed to any object. The object is then expected to respond at runtime with appropriate behavior. In object-oriented terminology, this is called *dynamic binding*.

When an object receives a message at runtime, it can do one of three things:

- Perform the functionality requested, if it knows how.
- Forward the message to some other object that might know how to perform the action.
- Emit a warning (usually stopping program execution), stating that it doesn't know how to respond to the message.

A key feature here is that an object can forward messages that it doesn't know how to deal with to other objects. This feature is one of the significant differences between Objective-C and other object-oriented languages such as Java and C++.

Dynamic binding, as implemented in Objective-C, is different than the *late binding* provided by Java and C++. While the late binding provided by those languages does provide flexibility, it comes with strict compile-time constraints and is enforced at link time. In Objective-C, binding is performed as messages are resolved to methods and is free from constraints until that time.

### 1.2.1 Structure of a Message

Message expressions in Objective-C are enclosed in square brackets. [\[2\]](#)

<sup>[2]</sup> This convention is known as *infix syntax*; it is borrowed from Smalltalk.

The expression consists of the following parts: the object to which the message is sent (the receiver), the message name, and optionally any arguments. For example, the following message can be verbalized as "send a **play** message to the object identified by the **iPod** variable":

```
[iPod play];
```

Any arguments in a message expression appear after colons in a message name. For example, to tell the **iPod** object to set the volume, send it the following message:

```
[iPod setVolume: 11];
```

If a message contains multiple arguments, the arguments are typically separated in the message name and follow colons after the corresponding component of the message. For example:

```
[iPod usePlaylist:@"Techno" shuffle:YES];
```

The name of this message is `usePlaylist:shuffle:`. The colons are part of the method name. If you aren't familiar with this syntax, it may appear a bit odd at first. However, experience shows that structuring messages this way helps code be more self-documenting than in languages such as Java or C++ where parameters are lumped together without appropriate labeling.

### 1.2.1.1 Nested messages

Messages can be nested so the return value from one message can become the receiver or parameter for another. For example, to assign the playlist for an iPod to play to the value of an iTunes playlist name without an intermediate variable, use the following:

```
[iPod usePlaylist:[iTunes currentPlaylist]];
```

### 1.2.1.2 Messaging nil

Messaging an uninitialized (or *cleared*) object variable (i.e., one with a value of `nil`) is not an error. If a message doesn't have a return value, nothing will happen. If the message returns an object pointer, it will return `nil`. If the message returns a scalar value such as an `int`, it will return `0`. Otherwise, the return value is unspecified.

## 1.2.2 How Messages Are Resolved into Methods

When a message is sent to an object, a search determines the implemented method that should be called. The logic of this search is:

1. The runtime inspects the message's target object to determine the object's class.
2. If the class contains an instance method with the same name as the message, the method is executed.
3. If the class does not have a method, the search is moved to the *superclass*. If a method with the same name as the message is found in the superclass, it is executed. This search is continued up the inheritance tree until a match is found.
4. If no match is found, the receiver object is sent the `forwardInvocation:` message. If the object implements this method, it has the dynamic ability to resolve the problem. This method's default implementation in `NSObject` simply announces (with an error) that the object doesn't handle the message.

### 1.2.3 Selectors

While user-friendly names refer to methods in source code, the runtime uses a much more efficient mechanism. At compile time, each method is given a unique value of type `SEL` called a *selector*. When the

runtime performs the message dispatch described in the previous section, it resolves the message to a selector, which is then used to execute the method.

You can use selectors to indicate which method should be called on an object. The following example shows how to use the `@selector` declaration to get a selector and perform its method on an object:

```
SEL playSelector = @selector(play);  
[iPod performSelector:playSelector];
```

A selector identifies a method and is not associated with any particular class. Assuming that a `Child` class is defined and implements a `play` method, the following would be valid:

```
[aChild performSelector:playSelector];
```

Using selectors directly can be helpful when you want to execute the same action on a collection of objects. For example, a case of iPod objects, held in an array, could all be told to play by sending the following message to the array:

```
[iPodArray makeObjectsPerformSelector:playSelector];
```

You will also see selectors in the Cocoa framework used in the Target/Action paradigm. For more information about using selectors to call methods on objects, see the `NSInvocation` class documentation in [Chapter 14](#).

[\[ Team LiB \]](#)

◀ PREVIOUS    NEXT ▶

---

[This HTML Help has been published using the chm2web software.](#)

## 1.3 Classes

Objects in Objective-C are defined in terms of a *class*. New classes of objects are specializations of a more general class. Each new class is the accumulation of the class definitions that it inherits from and can expand on that definition by adding new methods and instance variables or redefining existing methods to perform new or expanded functionality. Like Java and Smalltalk, but unlike C++, Objective-C is a *single inheritance language*, meaning that a class can inherit functionality only from a single class.

A class is not just a blueprint for building objects; it is itself an object in the runtime that knows how to build new objects. These new objects are *instances* of the class.

### 1.3.1 The Root Class

Every class hierarchy begins with a *root class* that has no superclass. While it is possible to define your own root class in Objective-C, the classes you define should inherit, directly or indirectly, from the **NSObject** class provided by the Foundation framework. The **NSObject** class defines the behavior required for an object to be used by the Cocoa framework and provides the following functionality:

- Defines the low-level functionality needed to handle object initialization, duplication, and destruction.
- Provides mechanisms to aid Cocoa's memory management model.
- Defines functionality for an object to identify its class membership and provide a reasonable description of the object.

### 1.3.2 Defining a Class

In Objective-C, classes are defined in two parts, usually separated into two different files:

- An *interface*, which declares a class's methods and instance variables, and names its superclass. The interface is usually specified in a file with the *.h* suffix typical of C header files.
- An *implementation*, which contains the code that defines the class's methods. By convention, files containing the implementation of a class have a *.m* suffix.

#### 1.3.2.1 The interface

To declare a class and give all the information other classes (and other programs) need to use it, an interface file needs to contain the following information:

- The class that is being inherited from
- The instance variables, if any, that the class adds
- A list of method declarations, if any, indicating what methods the class adds or modifies significantly

[Example 1-1](#) shows simple header file, saved by convention as *Song.h*, containing the interface for the **Song** class.

### Example 1-1. A simple header file for the **Song** class

```
#import <Cocoa/Cocoa.h> // 1
@interface Song : NSObject { // 2
    id title; // 3
}
- (id)title; // 4
- (void)setTitle:(id)aTitle; // 5
@end; // 6
```

Each line is defined as follows:

1. Imports the definitions for the Cocoa frameworks. This line is similar to the **#include** directive in C, except the compiler ensures that it doesn't include a header file more than once.
2. Declares the name of the class, **Song**, and specifies **NSObject** as its superclass.
3. Declares an instance variable named **title**. The **id** type indicates that the variable is an object. If we wanted the compiler to enforce type checking for us, we could declare its type as **NSString \***.
4. Declares an instance method named **title** that returns an object. The - (minus sign) before the method name indicates that the method is an instance method.
5. Declares an instance method named **setTitle** that takes an object argument and doesn't return anything.
6. The **@end;** statement indicates to the compiler the end of the **Song** class interface.

#### 1.3.2.2 Scoping instance variables

The object-oriented principle of *encapsulation* means that other programmers shouldn't need to know a class's instance variables. Instead, they need to know only the messages that can be sent to a class. The inclusion of instance variables in the interface file, while required by C, would seem to break encapsulation.

To give a class the ability to enforce encapsulation even though the variables are declared in the header file, the compiler limits the scope of the class's instance variables to the class that declares them and its subclasses. This enforcement can be changed by using the following set of compiler directives:

```
@private
```

These instances are accessible within the class from which they are declared. Subclasses will not be able to access them.



## @protected

These instances are available within the class that declares them and within classes that inherit from them. This is a variable's default scope.

## @public

These instances are available to any class and can be used by code as if they were a field in a C structure. However, the directive should not be used except when absolutely necessary, because it defeats the purpose of encapsulation.

For example, to ensure that subclasses of the `Song` class could not directly access the `title` instance variable, use the `@private` directive as shown in [Example 1-2](#).

### Example 1-2. Constraining a variable's scope

```
#import <Cocoa/Cocoa.h>

@interface Song : NSObject {
    @private
        id title;
}

- (id)title;
- (void)setTitle: (id)aTitle;

@end;
```

#### 1.3.2.3 The implementation

To define how the class works, an implementation file needs to contain implementations of the methods defined in the interface file. [Example 1-3](#) shows the implementation, contained in the source file `Song.m` by convention, of the `Song` class.

### Example 1-3. Implementation of the `Song` class

```
#import Song.h // 1

@implementation Song // 2

- (id)title { // 3
    return title;
}

- (void)setTitle: (id)aTitle { // 4
    [title autorelease];
    title = [aTitle retain];
}

@end // 5
```

Here is a detailed explanation of each part of this code:

1. Imports the header file that contains the interface for the file. Every implementation must **import** its own interface.
2. Declares that what follows is the **implementation** of the **Song** class.
3. Implementation of the **title** method. This method simply returns the **title** variable's value. The contents of a method are defined, like C functions, between a pair of braces. Also, the class's instance variables are in the scope of the method and can be referred to directly.
4. Implementation of the **setTitle** method. This method sets the **title** variable to the **aTitle** argument after performing some steps, using the **retain** and **autorelease** messages required for proper memory management. For more information about memory management, see [Section 1.5](#), later in this chapter.
5. Indicates to the compiler the end of the **Song** class implementation.

Notice that the implementation doesn't need to repeat the superclass name or the instance variable declarations.

### 1.3.3 Special Variables

In addition to a class's instance variables, several other instance variables are defined within the scope of instance methods. These variables are:

#### **isa**

Defined by the **NSObject** class, the **isa** variable contains a pointer to the class object. This lets an object introspect itself. It is also what lets the runtime determine what kind of object it is when it resolves messages to methods.

#### **self**

A variable set by the runtime to point at the object the action is performed on—the receiver object of the message. This allows the functionality within a method to send messages to the object on which the method acts.

#### **super**

A variable set by the runtime that behaves similarly to **self**, except that the resolution of message to method starts with the object's superclass. This allows you to call the functionality of superclasses.

#### **\_cmd**

The selector used to call the current method.

## 1.3.4 Class Methods

Since classes are objects, you can define methods that will act when messages are sent to a class. Class methods are defined in the same way as instance methods, except you use a plus symbol (+) at the beginning of the method declaration instead of a hyphen or minus sign (-). For example, if the `Song` class keeps track of the number of songs created, a `numberOfSongs` class method could be provided, as shown in [Example 1-4](#).

### Example 1-4. Defining a class method

```
#import <Cocoa/Cocoa.h>

@interface Song : NSObject {
    id title;
}

+ (int)numberOfSongs;
- (id)title;
- (void)setTitle:(id)aTitle;

@end;
```

Similarly, this method's implementation is placed between the `@implementation` and `@end` directives in the implementation (`.m`) file. Since a class method operates on the class object, the `isa`, `self`, `super`, and `_cmd` variables are defined the same way as instance variables.



There is no *class variable* concept in Objective-C. However, you can achieve much the same effect by declaring a C-style `static` variable in the same file as the class implementation. This limits the scope of the variable to the `.m` file that contains it.

## 1.3.5 Overriding Superclass Methods

When a new class is defined, a method can be implemented with the same name as a method in one of the superclasses up the inheritance hierarchy. This new method overrides the original when messages with the method name are sent to the derived class's object. When overriding methods, you can access the superclass's method functionality by sending a message to the special variable `super`.

For example, if the class of `iPod` inherits from a more generic `MP3Player` class that also defines the `play` method, the subclass's `play` method may require that the superclass functionality is executed. [Example 1-5](#) shows how this could be achieved by using the `super` variable.

### Example 1-5. Overriding a superclass method

```
- (void)play {
    [self setPlayIndicator: YES];
    [super play];
}
```

}

When a superclass method is overridden, the method doesn't need to be declared again in the interface (.h) file. By convention, an overridden method is listed in the interface file only if you significantly change the way the method works.



Even though you can override methods of a superclass, you cannot override an inherited variable by declaring a new one with the same name. The compiler will complain if you try.

[\[ Team LiB \]](#)

◀ PREVIOUS

NEXT ▶

[This HTML Help has been published using the chm2web software.](#)

Click [here](#) to show toolbars of the Web Online Help System: [show toolbars](#)

[\[ Team LiB \]](#)

◀ PREVIOUS    NEXT ▶

## 1.4 Creating Object Instances

One of the principal functions of a class object is to serve as a factory for creating new instances. When new objects are created, memory is allocated and its instance variables are initialized. This is accomplished by using the `alloc` method, defined by the `NSObject` class, as follows:

```
Song song = [song alloc];
```

The `alloc` class method dynamically allocates memory, sets the `isa` variable to a pointer to the class's class object, sets all other variables to 0, and then returns the new object instance. This takes care of the system level tasks that need to be performed when an object is created, but doesn't allow the object to properly initialize itself. To give an opportunity for object-specific initialization, the `NSObject` class provides the `init` instance method. To fully create an instance of the `Song` class, use the following code:

```
Song song = [[song alloc] init];
```

The `init` method can be overridden in a subclass to assign defaults to instance variables and to take care of other tasks that need to be performed before an object is used.



You can call the `alloc` and `init` methods by using separate lines of code. However, since object allocation and initialization are interlinked, calling both methods with one line of code is good practice.

When you override the `init` method, the superclass's `init` method (or designated initializer, as covered in the next section) should always be called to ensure that the superclass is initialized properly. Initialization methods should also return `self`, the object being initialized. [Example 1-6](#) shows an `init` method for the `Song` class.

### Example 1-6. An initialization method for the `Song` class

```
- (id)init {                               // 1
    self = [super init];                   // 2
    // ... Song-specific initialization code
    return self;                            // 3
}
```

The code shown in [Example 1-6](#) performs the following tasks:

1. Declares the `init` method, which returns an object of type `id`. The returned object is the newly

initialized object.

2. Calls the `init` method of the superclass (`super`) to let it properly configure its state. The `self` variable is set to the return value of the `init` method because it might return a different instance than the one currently being worked with.
3. Returns the object using the `self` variable.

Initialization methods return an object of type `id` so an initialization method can actually return a different object of a different type, if necessary. For example, if a class needs to return a more specialized subtype to better take advantage of a system's runtime configuration, it can release the object originally created, create a new one of the subtype, and return it. This is why programs need to use the object returned by the `init` method and not the object returned by the `alloc` method, and why you should make sure that `self` is set to the `init` method's return value.



The ability for an initialization method to return a subtype allows for a programming pattern known as *class clusters*. This allows for a large amount of functionality to be exposed behind a small and easy to understand public class definition. For example, there are many different string classes that are represented by the public `NSString` class.

### 1.4.1 Designated initializers

A class can provide multiple initialization methods to allow varying levels of customization. When you have multiple initializers, only the *designated initializer* should call the superclass' initializer method. All other initializers must call the designated initializer. This will ensure that your classes always behave properly.

For example, if an `initWithTitle:` method is defined for the `Song` class, the more general `init` method would first need to be called to allow proper initialization of both the `Song` class and its parent classes before proceeding with specific initialization. [Example 1-7](#) shows an example.

#### Example 1-7. Calling a designated initializer

```
-(id)initWithTitle:(NSString *)aTitle {
    self = [self init];
    [self setTitle:aTitle];
    return self;
}
```

[\[ Team LiB \]](#)

◀ PREVIOUS    NEXT ▶

[This HTML Help has been published using the chm2web software.](#)

## 1.5 Memory Management

To properly manage memory, Cocoa provides a *reference counting* mechanism, supported by the `NSObject` and `NSAutoreleasePool` classes. As its name suggests, reference counting maintains a count of how many references there are to an object—indicating how many other objects are interested in keeping the object around. Reference counting is not automatic; the compiler has no way to determine an object's lifetime. Therefore, the following `NSObject` reference counting methods must be called to indicate the level of interest in an object to the memory management system:

### retain

Increments the object's reference count by **1**. When you want to register interest in an object that you did not create or copy, indicate interest in it by calling this method.

### release

Decrements the object's reference count by **1**. This message is sent to objects created with the `alloc` method or sent a `retain` message when you are no longer interested in using them. If this causes the retain count to reach **0**, the runtime deallocates the object.

### autorelease

Adds the object to the current *autorelease pool*. This allows you to release your interest in an object without immediately causing the retain count to reach **0**. When the autorelease pool is itself released, it sends the `release` message to every object it contains. This is most useful when you want to pass the object to another object as a return value and won't have the opportunity to release the object later by yourself.

The following set of rules will help you perform accurate reference counting and avoid either leaking memory or prematurely destroying objects:

- Objects created by `alloc` or `copy` have a retain count of **1**.
- If you want to keep an object received from another mechanism, send it a `retain` message.
- When you are done with an object created by `alloc` or `copy`, or retained by the `retain` message, send it a `release` message.
- When you add an object to a collection, such as an array or dictionary (described in [Chapter 2](#)), the collection retains it. You are no longer responsible for the object, and you may safely release any interest in it.
- If you need to release interest in an object but need to ensure that it is not immediately destroyed, send an `autorelease` message so the object is put in the autorelease pool for later release.



Once you have released interest in an object, you shouldn't send any messages to it. If an object is deallocated because its retain count reached **0**, sending a message to the object will cause an error.

## 1.5.1 Retaining Objects in Accessor Methods

Accessor methods require a bit of caution, especially those where an object's instance variables are set. Because an object passed to a set method may already be held, you must be careful about how memory management is performed. Releasing an object before retaining it can lead to unfortunate side effects and can be the source of much frustration. To ensure that memory management is performed correctly, send the **autorelease** method to an old object reference before replacing it with a new reference. [Example 1-8](#) shows how this rule is applied in the **Song** class's **setTitle:** method.

### Example 1-8. Memory management in accessor methods

```
- (void)setTitle: (NSString *)aTitle {
    [title autorelease];
    title = [aTitle retain];
}
```

Another way to ensure proper memory management and further increase encapsulation is to make a copy of the parameter, as shown in [Example 1-9](#). This ensures that even if a mutable subtype of **NSString** were given, any modifications to that parameter would not change the contents of the **title** variable.

### Example 1-9. Copying a parameter to enforce encapsulation

```
- (void)setTitle: (NSString *)aTitle {
    [title autorelease];
    title = [newTitle copy];
}
```

These practices ensure proper memory management in almost all situations you are likely to encounter. However, some fringe cases require care in handling. For more details, see <http://www.stepwise.com/Articles/Technical/2002-06-11.01.html>.



Click [here](#) to show toolbars of the Web Online Help System: [show toolbars](#)

[\[ Team LiB \]](#)

◀ PREVIOUS    NEXT ▶

## 1.6 Deallocating Objects

When an object is ready to be destroyed (as determined by the reference counting mechanism), the system will give the object an opportunity to clean up after itself by calling the `dealloc` method defined by `NSObject`. If the object has created or retained any other objects' reference by its instance variables, it must implement this method and perform the appropriate tasks to maintain integrity of the reference counting system.

In [Example 1-8](#), the `Song` class retains the `title` instance variable in the `setTitle:` method. To properly implement memory management, you need to balance this retain with a release. [Example 1-10](#) shows the release performed in the `Song` class's `dealloc` method.

### Example 1-10. Implementing a dealloc method

```
- (void) dealloc {  
    [title release];  
    [super dealloc];  
}
```

This provides proper balance in the reference counting mechanism.



You should never call the `dealloc` method yourself. Always let the memory management methods do it.

[\[ Team LiB \]](#)

◀ PREVIOUS    NEXT ▶

[This HTML Help has been published using the chm2web software.](#)

Click [here](#) to show toolbars of the Web Online Help System: [show toolbars](#)

[\[ Team LiB \]](#)

◀ PREVIOUS    NEXT ▶

## 1.7 Categories

Inheritance is not the only way to add functionality to a class. With an Objective-C language construct called a *category*, you can add methods to an existing class, thereby extending its functionality—and the functionality of its subclasses.

A category interface declaration looks like a class interface declaration, with one exception: the category name is listed in parentheses after the class name, and the superclass is not mentioned. For example, if you wanted to add a `rot13` method to the `NSString` class to get the `rot13` version of any string, the category interface would be defined as shown in [Example 1-11](#).

### Example 1-11. Defining a category interface

```
#import "NSString.h"

@interface NSString (Obfuscation)

- (NSString *)rot13;

@end
```

The category's implementation looks like the implementation of a class itself. [Example 1-12](#) shows an interface implementation.

### Example 1-12. Implementation of a category

```
#import "Obfuscation.h"

@implementation NSString (Obfuscation)

- (NSString *)rot13 {
    NSString * rot13string;

    // Perform logic to shift each character by 13
    return rot13string;
}

@end
```

Remember that a category can't declare new instance variables for a class; it can only add methods to an existing class.



A category is not a substitute for a subclass. You should not redefine methods already in a class or a class's superclass—add only new methods to the class.

## 1.7.1 Protocols

Class and category interfaces define the methods that belong to a particular class. However, you might want many different classes, otherwise unrelated to one another, to perform the same set of methods. Objective-C does not support multiple inheritance, but because of the language's dynamic nature, its support for *protocols* (declaration of a group of methods under a name) fills the need. A protocol defines the methods that a class is expected to implement in order to function appropriately while leaving the implementation of those methods to the class.

Like classes and categories, protocols are defined in interface header (.h) files. To define a set of methods that apply to objects controlled by a media player, define the protocol as shown in [Example 1-13](#).

### Example 1-13. Defining a protocol

```
@protocol Playable
- (void) play;
- (void) stop;
@end
```

A class adopts a protocol by listing the protocols in the file's interface declaration. [Example 1-14](#) shows the syntax used in the interface declaration to indicate that the `Song` class conforms to the `Playable` protocol.

### Example 1-14. Conforming to a protocol in a class interface

```
#import <Cocoa/Cocoa.h>
#import "Playable.h"

@interface Song : NSObject <Playable> {
    id title;
}

- (id) title;
- (void) setTitle: (id) aTitle;

@end;
```

A class or category that adopts a protocol must implement all methods defined by that protocol. The compiler issues a warning if this requirement is not satisfied. Additionally, you can check whether or not objects conform to a particular protocol. If a media player wants to make sure that the `Song` class conforms to the `Playable` protocol, the check in [Example 1-15](#) could be used.

### Example 1-15. Checking to see if an object conforms to a protocol

```
if ([song conformsTo:@protocol(Playable)]) {
```

```
    [song play];  
} else {  
    // Issue a warning or do something else reasonable here  
}
```

[\[ Team LIB \]](#)

◀ PREVIOUS

NEXT ▶

---

[This HTML Help has been published using the chm2web software.](#)

Click [here](#) to show toolbars of the Web Online Help System: [show toolbars](#)

[\[ Team LiB \]](#)

◀ PREVIOUS

NEXT ▶

## 1.8 Naming Conventions

Several naming conventions have become widespread within the Objective-C community. To create code that your peers can maintain more easily, try to use the following conventions:

- Always capitalize class names.
- Begin variable and method names with lowercase letters. If a variable or method name consists of multiple words, capitalize the first letter of the second and any following words. This practice is known as *camelcase*.
- Begin accessor methods that set an instance variable value with the word "set," and make sure the instance variable name follows in camelcase.
- Give accessor methods that return the value of an instance variable the same name as the variable. It is also acceptable—though uncommon—to prefix the variable name with the word "get" and have the instance variable name follow in camelcase.
- Do not begin method names that you create with an underscore. By convention, Apple uses underscores to implement system level private functionality.

We've implemented these conventions throughout the book.

[\[ Team LiB \]](#)

◀ PREVIOUS

NEXT ▶

[This HTML Help has been published using the chm2web software.](#)

Click [here](#) to show toolbars of the Web Online Help System: [show toolbars](#)

[\[ Team LiB \]](#)

◀ PREVIOUS

NEXT ▶

## Chapter 2. Foundation

The Foundation framework provides support for a variety of basic functionalities and data types, including the following:

- Strings, numbers, and collections
- Dates and time
- Binary data
- Means of working with files, including accessing data and working with bundles
- Distributed event notification
- Operating system interaction
- Threading

This chapter discusses these subjects and provides several short examples that demonstrate of the most common methods of the key classes.

[\[ Team LiB \]](#)

◀ PREVIOUS

NEXT ▶

[This HTML Help has been published using the chm2web software.](#)

Click [here](#) to show toolbars of the Web Online Help System: [show toolbars](#)

[\[ Team LiB \]](#)

◀ PREVIOUS    NEXT ▶

## 2.1 Data

The Foundation framework provides many classes and protocols that extend the capabilities of the Objective-C language to represent and work with basic data types, such as strings and numbers, in an object-oriented fashion. Additionally, the Foundation framework provides *application programming interfaces* (APIs) for working with more complex data types, such as dates and collections.

### 2.1.1 Immutable Versus Mutable Classes

Classes such as `NSString` and `NSArray` are *immutable* classes; instances of these classes cannot be altered after they are initialized. Each immutable class, however, has a *mutable* subclass: for example, `NSString` has the mutable subclass `NSMutableString`, and `NSArray` has the subclass `NSMutableArray`. Mutable subclasses extend their superclass's functionality to allow modification after initialization. Immutable classes are more efficient, but mutable classes are more flexible.

### 2.1.2 Basic Types

Two of the most basic data types in an application are *strings* and *numbers*. The Foundation framework provides object abstractions in the form of `NSString` and `NSNumber`, and an extensive API to manipulate them.

#### 2.1.2.1 Strings

Foundation's primary class used to represent and manipulate strings is `NSString`. Instances of `NSString` can be considered, at their core, an immutable array of Unicode characters, and can represent characters from the alphabets of nearly every written language, past and present. In fact, `NSString` is a class cluster, which shields the developer from a number of underlying implementation details that make string handling more efficient. This abstraction is generally relevant only when subclassing `NSString`, so it will not be considered further here.

Objective-C provides a syntax shortcut to create strings in code that is of the form `@"..."`. In code, this looks like:

```
NSString *str = @"Hello";
```

When interpreted by the compiler, this syntax translates into an `NSString` object that is initialized with the 7-bit ASCII encoded string between the quotes. This string object is created at compile-time and exists for the life of the application. While you may send `retain` and `release` messages to an `NSString` object created from the literal syntax, such an object will never be deallocated. [Example 2-1](#) shows several `NSString` methods. For more information on using `printf`-style formatting, see [/Developer/Documentation/Cocoa/TasksAndConcepts/ProgrammingTopics/DataFormatting/iFormatStrings.html](#).

## Example 2-1. Creating instances of, and working with, NSString

```
// The literal syntax for an NSString object
NSString *str = @"Hello";

// Create one string from another string
NSString *str2 = [NSString stringWithString: str];

// You can also create a string using printf style formatting
str = [NSString stringWithFormat:@"%d potatoes", 10];

// The contents of a text file may be used to initialize a string
str = [NSString stringWithContentsOfFile:@"%path/to/file"];

// C character arrays may be used to create a string as well
char *cStr = "Hello again";
str = [NSString stringWithCString: cStr];

// How to get a C string from an NSString
char cStr = [str UTFString];

// Determine the length of a string, which is a count of the
// number of Unicode characters in the string
unsigned int strLength = [str length];

// Append one NSString to another
// str2 = "Hello, World!"
str2 = [str stringByAppendingString:@", World!"];

// Append a format to an NSString
// str3 = "Hello, World! 2003"
NSString *str3 = [str2 stringByAppendingFormat:@"%d", 2003];

// Extract substrings; returns characters 6 to the end
// subStr = @"World! 2003"
NSString *subStr = [str3 substringFromIndex7];

// Returns characters from beginning to character 5
// subStr = @"Hello"
subStr = [str3 substringToIndex: 5];

// Returns 6 characters starting at index 7;
// Also see the comment that accompanies NSRange
// subStr = @"World!"
subStr = [str3 substringWithRange: NSMakeRange(7, 6)];

// Case conversion; returns capitalization: "Hello, World"
NSString *firstcaps = [str2 capitalizedString];

// Case conversion; returns lowercase: "hello, world!"
NSString *lower = [str2 lowercaseString];

// Case conversion; returns uppercase: "HELLO, WORLD!"
NSString *upper = [str2 uppercaseString];
```



```
// Searching for substrings; returns NSRange {0, 2}
NSRange loc = [str2 rangeOfString:@"He"];

// Searching for substrings; returns NSRange {NSNotFound, 0}
loc = [str2 rangeOfString:@"and"];

// Checking whether a string is a prefix or suffix of another
BOOL r = [str2 hasPrefix:@"Hello, W"]; // Returns YES
BOOL r = [str2 hasSuffix:@"What?"]; // Returns NO
```



**NSRange** is a Foundation data type used to specify a portion of a series. **NSRange** is defined as:

```
typedef struct _NSRange {
    unsigned int location;
    unsigned int length;
} NSRange;
```

The location is the starting index of the portion, and the length is the number of elements of the series in the range. Methods that return **NSRanges** set the location of the range to **NSNotFound** to indicate an invalid range in the context of the operation.

To initialize an **NSString** from Unicode characters, first assemble a C array of the Unicode character codes, which are of the type **uni char**. [Example 2-2](#) shows how to use hexadecimal character codes to specify the Unicode characters for the string "αβγδ€":

## Example 2-2. Working with Unicode strings and NSString objects

```
// Create the unichar string "αβγδ€"
unichar uc[5] = {0x03b1, 0x03b2, 0x03b3, 0x03b4, 0x03b5};

// Initialize an NSString with a Unicode string
NSString *uStr = [NSString stringWithCharacters:&uc length:5];

// Copy the Unicode characters into a buffer
unichar uc2[5] = [uStr characterAtIndex:0];
```



The entire Unicode character set catalog is available at <http://www.unicode.org>. This site offers a way for you to find the hexadecimal code for any character. In addition, Mac OS X also provides the Character Palette utility, found in the Input Menu, which can be used to look up character codes of any Unicode character. In [Example 2-2](#), the Unicode characters were specified by their hexadecimal code because the default text encoding of source files (*Mac OS Roman* or another 8-bit encoding) doesn't allow direct representation of Unicode characters. However, Project Builder lets you specify *Unicode (UTF-16 and UTF-8)* as the text encoding for a source file, which would let you enter the Unicode characters directly into source strings with the Character Palette. The file encoding is specified globally in the Project Builder preferences, or on a per-file basis in the file's Project Builder info panel.

`NSString` includes a method used to break a string apart into components, based on a given separator character or string. This might be useful if you need to parse a record line from a text file whose fields are delimited by a character or string. [Example 2-3](#) shows how this works for a string with colon-separated fields.

### Example 2-3. Breaking a string up into its components

```
// A sample record from some record set
NSString *rec = @"John:Doe:Austin:TX:etc";

// Break the string into components separated by colons
// Returns the array {John, Doe, Austin, TX, etc}
NSArray *fields = [str componentsSeparatedByString:@":"];

// NSArray can be used to rejoin the components into one string
// Returns "John*Doe*Austin*TX*etc"
NSString *rec2 = [fields componentsJoinedByString:@"*"];
```

`NSMutableString` extends `NSString`'s functionality to support in-place modification. This additional flexibility is provided at the expense of decreased efficiency. [Example 2-4](#) illustrates several commonly used methods in `NSMutableString`.

### Example 2-4. Using NSMutableString

```
// Create a mutable string from an immutable string
NSString *str = @"Hello, World";
NSMutableString *ms = [NSMutableString stringWithString:str];

// Append one string to another, ms is now "Hello, World!"
[ms appendString:@"!"];

// Insert strings within a string
// ms is now "He_garbage_llo, World!"
[ms insertString:@"_garbage_" atIndex:2];

// Delete part of a string, ms is now "Hello, World!"
[ms deleteCharactersInRange:NSMakeRange(2, 9)];
```

```
// Replace part of a string with another string
// ms is now "Hello, World."
[ms replaceCharactersInRange:NSMakeRange(12, 1) withString:@"."];

// Replace the contents of a string with another string
[ms setString:@"That's all for now."];
```

### 2.1.2.2 Comparing strings

`NSString` provides several methods for comparing strings and testing equality. `NSObject` declares the method `isEqual:` to test general object equality. This method works with `NSString` objects, but the `NSString` method `isEqualToString:` more efficiently tests the equality of two objects known to be strings. Using it returns **YES** if the `ids` of the two strings are equal (which implies that the variables point to the same object) or if the result of a lexical comparison between the strings is `NSOrderedSame`.

A comparison that determines the lexical ordering of two strings is carried out with any of several methods, each of which provides varying degrees of control over the scope of the comparison. The method that provides the greatest amount of control is `compare:options:range:`. The `options:` argument takes one or both of the following two constants (both can be used with the C bitwise OR operator, `|`):

#### `NSCaseInsensitiveSearch`

Makes the comparison case insensitive.

#### `NSLiteralSearch`

Compares the two strings on a byte-by-byte, rather than character-by-character, basis. This comparison can improve speed for some operations, but differing literal sequences may not match when they otherwise would. For example, accented characters may be represented by a composite character (e.g., `é`), or a combined sequence of two Unicode characters (e.g., `e` and `´`).

The `range:` argument restricts the comparison to a substring of the receiver. If you want to compare only the first two string characters, specify an `NSRange` of `(0, 2)` in the `range:` argument.

Two other related methods are `compare:options:` and `compare:`. The first method passes `options:` to `compare:options:range:` and makes the range equal to the entire length of the receiver. The second, `compare:`, passes no options, and again uses the full extent of the receiver as the range. [Example 2-5](#) shows different ways to compare strings.

### Example 2-5. Comparing strings

```
NSString *a = @"Right";

// Test for equality; returns YES
BOOL v = [a isEqualToString:@"Right"];

// Determine lexical order of two strings; returns NSOrderedSame
NSComparisonResult r = [a compare:@"Right"];
```

```
// Returns NSOrderedDescending; light comes before Right
r = [a compare:@"light"];

// Returns NSOrderedAscending; sight comes after Right
r = [a compare:@"sight"];

// Literal, case-insensitive comparison by setting options
r = [a compare:@"right"
      options:NSCaseInsensitiveSearch | NSLiteralSearch];

// Easier case-insensitive comparison; returns NSOrderedSame
r = [@"next" caseInsensitiveCompare:@"NeXT"];
```

### 2.1.2.3 Attributed strings

`NSAttributedString` provides an API for text strings that contain information about graphical attributes of the text, such as its font, color, size, and kerning. Attributes can be applied to individual characters, ranges of characters, or to the entire length of the string. Like `NSString`, `NSAttributedString` is an immutable class with a mutable subclass, `NSMutableAttributedString`.

The functionality of `NSAttributedString` as it exists in the Foundation framework is fairly basic. Foundation's functionality is limited to keeping track of the string contents, as well as the various sets of attributes that apply to different ranges of the string. The Application Kit provides most functionality of `NSAttributedString` related to drawing and displaying text, and is covered more in [Chapter 3](#) and [Chapter 4](#).

### 2.1.2.4 Working with strings: character sets and scanners

In addition to a rich abstraction for strings, Foundation includes two classes that support string processing: `NSScanner` and `NSCharacterSet`.

### 2.1.2.5 NSCharacterSet

An `NSCharacterSet` represents a collection of Unicode characters. A number of sets are predefined and accessible through class methods, including:

- `alphanumericCharacterSet`
- `capitalizedLetterCharacterSet`
- `controlCharacterSet`
- `decimalDigitCharacterSet`
- `letterCharacterSet`
- `punctuationCharacterSet`
- `whitespaceAndNewlineCharacterSet`
- `whitespaceCharacterSet`

You can also create a new character set from a string, using `characterSetWithCharactersInString:`, load in a set from a file with `characterSetWithContentsOfFile:`, or invert an existing set with `invertedSet:`.

`NSCharacterSet`'s mutable subclass, `NSMutableCharacterSet`, allows you to, amongst other modifications, add or remove string characters to or from a set and form a union or intersection with another set. Mutable

character sets are, however, less efficient than immutable character sets. If you do not need to change a character set after establishing it, create an immutable copy with `copy`, and use that.

You would typically use `NSCharacterSets` to group characters, to let you find part of a particular set when searching an `NSString` object. You might use `NSString`'s `rangeOfCharacterFromSet:options:range:` method (or a variant thereof) to find the range in the receiver of the first (or in the case of a backwards search, last) character found from the set argument. `NSCharacterSets` are also used extensively with `NSScanner`.

### 2.1.2.6 NSScanner

An `NSScanner` object lets you search an `NSString` object for string and number values, with options for scanning up to or past characters from a given set or string. You would usually initialize a scanner with the string to scan, using `scannerWithString:` or `initWithString`. You can configure it to be case-sensitive, or not, with `setCaseSensitive;` establish a starting point with `setScanLocation:`; or set its locale with `setLocale:`. A scanner's locale affects the way it interprets values from the string. In particular, a scanner uses the locale's decimal separator to distinguish the integer and fractional parts of floating-point representations.

After it is configured, a scanner can read numeric values from its string into a variable, using methods such as `scanInt:`, `scanFloat:`, and `scanDecimal:` (the first two methods read scalars; `scanDecimal:` creates an `NSNumber` object). You can search for particular strings or characters by using any of the following methods:

- `scanString:intoString:`
- `scanUpToString:intoString:`
- `scanCharactersFromSet:intoString:`
- `scanUpToCharactersFromSet:intoString:`

All of these methods return a Boolean value to indicate the operation's success. Pass a pointer to the variable as the argument to these methods, or pass `nil` to skip a value. Finally, check whether you have reached the end of the input string with the `isAtEnd` method. For example, assume a file, `~/scannerTest.txt`, of the form:

```
EmpId: 7830480 FirstName: Jo LastName: Wong
EmpId: 67567456 FirstName: Toni LastName: Jones
EmpId: 546776 FirstName: Dylan LastName: Blimp
```

[Example 2-6](#) shows how the file may be parsed with `NSScanner`.

### Example 2-6. Using NSScanner and NSCharacterSet

```
NSCharacterSet *letterSet, *whiteSet;
letterSet = [NSCharacterSet letterCharacterSet];
whiteSet = [NSCharacterSet whitespaceAndNewlineCharacterSet];

NSString *filePath, *fileString;
NSScanner *scanner;

filePath = [@"~/scannerTest.txt" stringByExpandingTildeInPath];
```

```

fileString = [NSString stringWithContentsOfFile:filePath];
scanner = [NSScanner scannerWithString:fileString];

while ( ![scanner isAtEnd] ) {
    NSString *fName, *lName;
    int empId;

    if ( [scanner scanString:@"EmpID: " intoString:nil] ) {

        [scanner scanInt:&empId];

        [scanner scanString:@"FirstName: " intoString:nil];
        [scanner scanCharactersFromSet:letterSet intoString:&fName];

        [scanner scanString:@"LastName: " intoString:nil];
        [scanner scanCharactersFromSet:letterSet intoString:&lName];

        NSLog(@"%@ %@, EmpID: %d", fName, lName, empId);

        [scanner scanCharactersFromSet:whiteSet intoString:nil];
    }
}

```

The code in [Example 2-6](#) produces the following output:

```

Jo Wong, EmpID: 7830480
Toni Jones, EmpID: 67567456
Dylan Blimp, EmpID: 546776

```

### 2.1.2.7 Numbers

For many numerical operations dealing with calculations, using C's primitive numerical data types is the easiest and most efficient way to represent numerical data. However, you might need to treat a number as an object to store it in a collection or to store a number in the user defaults database. For such situations, the Foundation framework provides the class `NSNumber`, which is an Objective-C wrapper class for the standard numeric data types in C. You can initialize instances of `NSNumber` with a scalar and retrieve a scalar value from a number object. [Example 2-7](#) shows many of the methods used to work with `NSNumber`s.

#### Example 2-7. Working with NSNumber

```

// NSNumber can contain any primitive C type
NSNumber *iN = [NSNumber numberWithInt:1];
NSNumber *fN = [NSNumber numberWithFloat:50.5f];
NSNumber *dN = [NSNumber numberWithDouble:100.45];
NSNumber *cN = [NSNumber numberWithChar:100];
NSNumber *lN = [NSNumber numberWithLong:100];
NSNumber *usN = [NSNumber numberWithUnsignedShort:30];

// Access the value of an NSNumber object
int i = [iN intValue]; // Returns 1
float f = [fN floatValue]; // Returns 50.5
double d = [dN doubleValue]; // Returns 100.45

```

```

char c = [cN charValue];           // Returns 100
long l = [lN longValue];           // Returns 100
unsigned short us = [usN unsignedShortValue]; // Returns 30

// Test for equality of two numbers; returns YES
BOOL b = [nc isEqualToNumber:nl];

// Determine how one number compares to another in order
NSComparisonResult r = [nc compare:nus]; // NSOrderedDescending
r = [nus compare:ns]; // NSOrderedAscending

```

`NSDecimalNumber` extends the capabilities of `NSNumber` with APIs to perform base-10 arithmetic, and it provides methods to initialize an instance in terms of the number's basic components. [Example 2-8](#) shows how to work with `NSDecimalNumber`.

## Example 2-8. Working with `NSDecimalNumber`

```

// Planck's Constant (1.04e-34)
NSDecimalNumber *h = [NSDecimalNumber
                    decimalNumberWithMantissa:104
                    exponent:-36
                    isNegative:NO];

// NSDecimalNumber has methods for returning commonly used numbers
NSDecimalNumber *one = [NSDecimalNumber one]; // 1.0
NSDecimalNumber *zero = [NSDecimalNumber zero]; // 0.0

// NSNumbers that represent system limits
NSDecimalNumber *max = [NSDecimalNumber maximumDecimalNumber];
NSDecimalNumber *min = [NSDecimalNumber minimumDecimalNumber];

// Methods to operate on the numbers
NSDecimalNumber *n;
n = [one decimalNumberByAdding:zero]; // n = 1.0
n = [one decimalNumberBySubtracting:zero]; // n = 1.0
n = [h decimalNumberByMultiplyingBy:c]; // n = 3.16e-26
n = [h decimalNumberByDividingBy:one]; // n = 1.05e-34
n = [c decimalNumberByRaisingToThePower:2]; // n = 9.0e16

```

Each method has corresponding methods that let you determine how to handle rounding and errors (typically by using instances of `NSDecimalNumberHandler`), which is known as the number's *behavior*. Numbers round to the nearest integer by default; an exception is raised if there is division by zero, or if the result of a calculation exceeds the maximum or minimum numbers that can be represented.

### 2.1.3 Collections

The Foundation framework offers several important classes for creating and manipulating collections of objects. The primary collection classes are `NSArray`, `NSDictionary`, and `NSSet`:

`NSArray`

Stores an ordered, immutable collection of objects, where each member is referenced by its index number. Any given object may appear in an array more than once.

## NSSet

Stores an immutable, unordered collection of unique objects, which support the mathematical idea of a set. `NSSet` objects are useful when your collection requires you to test an object for membership; `NSSet` provides a more efficient implementation for testing object membership over that of other collection classes.

## NSDictionary

Stores a collection of objects as key-value pairs; each member has an associated key that identifies that member object.

Each class has subclasses that extend their interfaces to provide mutability.

### 2.1.3.1 Arrays

Instances of `NSArray` represent an ordered collection objects. An index number identifies each member object in the array; indexing begins at zero, just as in C arrays. [Example 2-9](#) gives an overview of `NSArray`'s capabilities.

#### Example 2-9. Creating and working with NSArray objects

```
// Create an array from several objects
// Objects are separated by commas, and the list must end with nil
NSArray *a = [NSArray arrayWithObjects:@"Hello", @"how", @"are", @"you", nil];

// If you need an array with one object
NSArray *b = [NSArray arrayWithObject:@"One object"];

// Create an array from the contents of an XML property list
b = [NSArray arrayWithContentsOfFile:@" /path/to/plist"];

// Test arrays for equality
BOOL r = [a isEqualToArray:b]; // Returns NO

// Determine the number of members in a collection
int n = [a count]; // Returns 4

// Access elements of the array
NSString *one = [a objectAtIndex:0]; // Returns @"Hello"
NSString *end = [a lastObject]; // Returns @"you"

// Discover the index of an object
unsigned idx = [a indexOfObject:@"how"]; // Returns 1

// Find out if an array contains some object
BOOL result = [a containsObject:@"today"]; // Returns NO
```



```
// Obtain a new array by adding an object
NSArray *newA = [a arrayWithObject:@"today"];
```

```
// Extract subarrays
NSArray *subA = [a subarrayWithRange:NSMakeRange(1, 2)];
```

`NSMutableArray` extends `NSArray` by adding support for arrays whose contents can be changed after their initialization. [Example 2-10](#) shows how a small set of the mutability methods works.

### Example 2-10. A sampling of `NSMutableArray` methods

```
// Create a mutable array from an immutable array
NSMutableArray *ma = [NSMutableArray arrayWithArray:a];

// Create an empty mutable array
NSMutableArray *ma = [NSMutableArray array];

// Exercise mutability
[ma addObject:@"World"];           // ma is {World}
[ma insertObject:@"Hello" atIndex:0]; // ma is {Hello, World}
[ma removeObjectAtIndex:0];        // ma is {World}
[ma removeLastObject];             // ma is {}
```

#### 2.1.3.2 Sets

`NSSet` declares an interface to unordered collections of unique objects. The Foundation framework implements two subclasses of `NSSet`: `NSMutableSet` and `NSSCountedSet`, which is a child class of `NSMutableSet`. Like arrays and dictionaries, the contents of a set can be any Objective-C object. [Example 2-11](#) shows how to use `NSSet`.

### Example 2-11. Using `NSSet`

```
// Create a set from the contents of an array
NSSet *set1 = [NSSet setWithArray:anArray];

// Create a set from arbitrary objects
set1 = [NSSet setWithObjects:@"a", @"b", @"c", @"d", nil];

// Create a set from a single object
NSSet *set2 = [NSSet setWithObject:@"a"];

// Determine the size of the set
unsigned int n = [set1 count];           // Returns 4

// Access set members; creates an NSArray from the set contents
NSArray *setObjs = [set1 allObjects];

// You can have a set randomly (essentially) return a member
id object = [set1 anyObject];

// Test for membership, the strength of NSSet; returns YES
BOOL b = [set1 containsObject:@"a"];
```

```

b = [set1 containsObject:@"z"]; // Returns NO
id mem = [set1 member:@"a"]; // Returns @"a"
id mem = [set1 member:@"z"]; // Returns nil

// Compare two sets
NSSet *set3 = [NSSet setWithObjects:@"c", @"d", @"e", @"f", nil];
BOOL b = [set2 isSubsetOf:set1]; // Returns YES
b = [set2 intersectsSet:set1]; // Returns YES
b = [set3 intersectsSet:set1]; // Returns NO
b = [set1 isEqualToSet:set2]; // Returns NO

```

[Example 2-12](#) shows what `NSMutableSet` adds to `NSSet`.

## Example 2-12. Methods provided by NSMutableSet

```

// Add and remove member objects
[set1 addObject:@"e"]; // set1 now [a, b, c, d, e]
[set1 removeObject:@"a"]; // set1 now [b, c, d, e]
[set2 removeAllObjects]; // set1 now []

// Combine sets
[set1 unionSet:set3]; // set1 now [b, c, d, e, f]
[set1 minusSet:set3]; // set1 now [b]
[set1 intersectSet:set3]; // set1 now []
[set1 setSet:set3]; // set1 now [c, d, e, f]

```

`NSCountedSet` is based on a slightly different idea of a set than its superclasses. In a standard set, each member object must be unique. Counted sets remove the constraint on uniqueness, making it possible to add an object to a counted set more than once. However, a counted set does not keep multiple references to an object; rather, it keeps a count of the number of times an object was added to the set. Whenever an object is added to the set of which it is already a member, the count for that object is incremented. When an object is removed from a counted set, its count is decremented until it reaches zero, at which point the object is no longer a member of the set. The code in [Example 2-13](#) demonstrates the functionality added by `NSCountedSet`.

## Example 2-13. Methods provided by NSCountedSet

```

// Add and remove objects; inherits methods from NSMutableSet
[set3 addObject:@"b"]; // set3 now [b, c, d, e, f]
[set3 addObject:@"b"]; // Increments count for b to 2
[set3 addObject:@"b"]; // Count for b now 3
[set3 countForObject:@"b"]; // Returns 3
[set3 removeObject:@"b"];
[set3 countForObject:@"b"]; // Returns 2

```

### 2.1.3.3 Dictionaries

Cocoa dictionaries provide a collection class that implements the idea of key-value pairs. In a dictionary, member objects are associated with a unique identifier key, used to identify and access the object. Although keys are typically `NSString` objects, both keys and values may be of any class. [Example 2-14](#) summarizes several commonly used methods of `NSDictionary`.

## Example 2-14. Working with NSDictionary

```
// Create an empty dictionary, useful for
// creating empty mutable dictionaries
NSMutableDictionary *d = [NSMutableDictionary dictionary];

// Initialize a dictionary with contents of an XML property list
d = [NSMutableDictionary dictionaryWithContentsOfFile:@"plist"];

// Create a dictionary from one object with a key
d = [NSMutableDictionary dictionaryWithObject:@"a" forKey:@"A"];

// Create a dictionary with many objects and keys
d = [NSMutableDictionary dictionaryWithObjects:@"a", @"b", nil
                                     forKey:@"A", @"B", nil];

// Count the number of objects in the dictionary;
int n = [d count]; // Returns 2

// Access objects and keys;
id obj = [d objectForKey:@"A"]; // Returns "a"

// Returns nil since "a" is not a valid key
obj = [d objectForKey:@"a"];

// Returns an array whose members are the keys of the receiver
NSArray *k = [d allKeys];

// Returns an array with the dictionary's objects
NSArray *v = [d allValues];

// Returns an enumerator for the receiver's keys
NSEnumerator *e = [d keyEnumerator];

// Returns enumerator for objects in dictionary
e = [d objectEnumerator];

// Write contents of dictionary to a file formatted
// as an XML property list
[d writeToFile:@"path/to/file" atomically:YES];
```

[Example 2-15](#) shows how to work with mutable dictionaries.

## Example 2-15. Working with NSMutableDictionary

```
// Create a mutable dictionary from an immutable dictionary
NSMutableDictionary *md;
md = [NSMutableDictionary dictionaryWithDictionary:d];

// Add a key-value pair
[md setObject:@"c" forKey:@"C"];

// Remove an object from the dictionary
```

```
[md removeObjectForKey:@"A"];

// You can also remove all objects in one fell swoop
[md removeAllObjects];

// Finally, replace the current contents with the
// contents of another dictionary
[md setDictionary:d];
```

### 2.1.3.4 Enumerators

Traditionally, a for-loop is used to enumerate the contents of a collection, which provides access to each member by its index. Since the for-loop technique depends on indexed collection contents, it won't work for non-indexed collections, such as sets and dictionaries. `NSEnumerator` provides an object-oriented way of iterating over the contents of any collection. Each Foundation collection type implements the method `objectEnumerator`, which returns an enumerator for the receiver.

To illustrate how `NSEnumerator` is used in place of the for-loop, consider Examples [Example 2-16](#) and [Example 2-17](#). [Example 2-16](#) shows how an array is traditionally enumerated using a for-loop.

#### Example 2-16. Using a for-loop to enumerate an array's contents

```
// Assume NSArray *array exists
int i;
id object;

for ( i = 0; i < [array count]; i++ ) {
    object = [array objectAtIndex:i];

    // Do something with the object
}
```

[Example 2-17](#) shows how the `NSEnumerator` class accomplishes the same task.

#### Example 2-17. Using NSEnumerator to enumerate an array's contents

```
// Assume NSArray *array exists
NSEnumerator *e = [array objectEnumerator];
id object;

while ( object = [e nextObject] ) {

    // Do something with the object
}
```

Some collection classes have variations on the standard `objectEnumerator` method. For example, the `reverseObjectEnumerator` method of `NSArray` lets you access the array's contents from the last item to the first. Another variation is `NSDictionary`'s `keyEnumerator` method, which lets you enumerate the dictionary's keys instead of its values.

Since the members of an array are indexed, expect an enumerator to return the contents of an array in a predictable order. `NSDictionary` and `NSSet`, on the other hand, don't store their contents in a meaningful order, so the order in which the enumerators return the members is unpredictable.

### 2.1.3.5 Memory management in collections

Whenever an object is added to a collection, the collection object sends that object a `retain` message, asserting some ownership over the object that is now a member of the collection. This is true whether the object is added as part of the collection initialization, or at a later point with the `addObject:`-based methods in mutable collection classes. Objects that are removed from collections receive a `release` message, as the collection no longer has any interest in maintaining ownership over the object. When a collection is deallocated, all member objects are sent a release message. [Example 2-18](#) shows how this works in practice.

#### Example 2-18. Collection memory management

```
// anObject has reference count of 1
id anObject = [[ObjectClass alloc] init];

// Assume anArray is an existing mutable array; reference
// count of anObject is now 2.
[anArray addObject: anObject];

// anObject reference count now 1, still valid because of
// retain sent by the array in addObject:
[anObject release];

// Either of these actions will cause anObject to be released
[anArray removeObject: anObject];
[anArray release];
```

### 2.1.4 Dates and Time

Cocoa provides three classes to represent date and time information: `NSDate`, `NSDateFormatter`, and `NSDateComponents`. `NSDate` represents an instant in time, to millisecond precision, as the number of seconds since the absolute reference time, midnight (GMT), January 1, 2001. Many `NSDate` methods work with time intervals. A time interval is represented by the Foundation data type `NSTimeInterval` (which is a redefinition of the primitive type `double`). `NSTimeInterval`s specify a length of time in units of seconds. [Example 2-19](#) shows how to use `NSDate`.

#### Example 2-19. Fundamental methods of NSDate

```
// Create an NSDate set to the current date
NSDate *today = [NSDate date];

// Obtain a date that is many centuries in the future
NSDate *future = [NSDate distantFuture];

// Similarly, obtain a date that is many centuries in the past
NSDate *past = [NSDate distantPast];
```

```

// A date that is some number of seconds past the system reference
// date (or before if you supply a negative value)
NSDate *intvl = [NSDate dateWithTimeIntervalSinceReferenceDate: 60];

// Check for equality of two dates; returns NO
BOOL b = [today isEqualToDate:intvl];

// These methods return either the earlier or
// the later of the two dates involved.
NSDate *d = [today earlierDate: past]; // Returns past
NSDate *d = [today laterDate: future]; // Returns future

// Obtain Time Intervals
NSTimeInterval d = [intvl TimeIntervalSinceReferenceDate];

// Number of seconds between receiver date and current date
d = [today TimeIntervalSinceNow];

// Number of seconds between the two dates
d = [today TimeIntervalSinceDate: [NSDate date]];

// Number of seconds since 1970, another reference date
d = [today TimeIntervalSince1970];

```

`NSDate` is a lightweight class that represents dates as points in time. `NSCalendarDate`, a subclass of `NSDate`, can additionally perform date arithmetic based on the Western Gregorian calendar. `NSCalendarDate` expands the functionality of `NSDate` to provide methods that work with dates in terms of days, weeks, months, and years. [Example 2-20](#) summarizes what you can do with `NSCalendarDate`.

## Example 2-20. Working with `NSCalendarDate`

```

// Create an NSCalendarDate
NSCalendarDate *cd = [NSCalendarDate calendarDate];

// Create an arbitrary calendar date
cd = [NSCalendarDate dateWithYear: 2002 month: 4 day: 10 hour: 20
                               minute: 3 second: 0
                               timeZone: [NSTimeZone systemTimeZone]];

// Retrieve elements of a calendar date
int dce = [cd dayOfCommonEra]; // Returns 730950
int dm = [cd dayOfMonth]; // Returns 10
int dw = [cd dayOfWeek]; // Returns 3
int d = [cd dayOfYear]; // Returns 100
int h = [cd hourOfDay]; // Returns 20
int m = [cd minuteOfHour]; // Returns 3
int s = [cd secondOfMinute]; // Returns 0
int y = [cd yearOfCommonEra]; // Returns 2002

```

Associated with every `NSCalendarDate` object is an `NSTimeZone` object. Instances of `NSTimeZone` capture information about geographic time zones across the planet, such as their name, abbreviation, and "distance" from the reference time zone, GMT, in seconds. Additionally, `NSTimeZone` is aware of daylight savings time, and capable of translating dates between time zones. `NSCalendarDate` still stores a date in its lowest form as a time interval from the reference date, which is behavior it inherits from `NSDate`.

`NSTimeZone` translates that time interval from GMT to a specific time zone. The `systemTimeZone` method used in [Example 2-20](#) is just one method of `NSTimeZone` that returns the time zone set on your system. In addition to this method, `NSTimeZone` declares several other methods, some of which are shown in [Example 2-21](#).

### Example 2-21. Working with `NSTimeZone`

```
// Create time zone objects
NSTimeZone *tz = [NSTimeZone timeZoneWithAbbreviation:@"CST"];

// Obtain the geo-political name of the time zone
// Returns "America/Chicago"
NSString *name = [tz name];

// Get the time zone's abbreviation; Returns CST
NSString *abv = [tz abbreviation];

// Returns whether or not it is daylight saving time; returns NO
BOOL b = [tz isDaylightSavingTime];

// The time difference relative to GMT in seconds; Returns -18000
int s = [tz secondsFromGMT];
```

### 2.1.5 Binary Data

`NSData` encapsulates a buffer of bytes. Many Foundation framework classes have methods that let you initialize an object from an instance of `NSData` or convert the object's contents into an `NSData` object. `NSData` is a generic object that lets you store and transport data of any kind, any way you like. [Example 2-22](#) gives an example.

### Example 2-22. Working with `NSData`

```
// NSData objects can be created to hold the contents of any data
// buffer, such as a static C character string
char *cData = "This is data, a string of bytes";
NSData *data = [NSData dataWithBytes:cData length:strlen(cData)];

// Create NSData objects from files
data = [NSData dataWithContentsOfFile:@" /path/to/file"];

// Create data objects from resources located by NSURL objects
data = [NSData dataWithContentsOfURL:URLObject];

// Get a C pointer to the data object contents
void *p = [data bytes];

// Copy the contents of data object into a buffer
char buffer[50];
[data getBytes:(void *)buffer];

// Copy a specified number of bytes into the buffer
[data getBytes:buffer length:4];
```

```
// Copy a range of bytes from the data object into the buffer
[data getBytes:buffer range:NSMakeRange(5, 2)];

// Determine the number of bytes in the data
unsigned l = [data length];
```

Note in the second line that despite initializing an `NSData` object with a C string, the `NSData` object is not a string. The data object has no idea what its contents represent, only that it is a collection of bytes. The client that interacts with the data object is responsible for knowing how to interpret the contents.

Like many other Foundation classes, `NSData` is an immutable class that has a mutable child class, `NSMutableData`. `NSMutableData` adds methods to change the length of the stored data (how many bytes are in there) and append data to the stored data, as illustrated in [Example 2-23](#).

### Example 2-23. Working with NSMutableData

```
// Create an empty NSData object
NSMutableData *mData = [NSMutableData data];

// Set the size of the internal NSData buffer to 29 bytes
[mData setLength:29];

// Take the data from a buffer and place it
// into the NSData object
[mData appendBytes:cData length:29];
```

[\[ Team LiB \]](#)

◀ PREVIOUS    NEXT ▶

[This HTML Help has been published using the chm2web software.](#)



## 2.2 Key-Value Coding

*Key-value coding* lets you access the properties of an object (such as the instance variables) indirectly by using strings referred to as *keys*. Although key-value coding can access instance variables directly, it first tries to use accessor methods to access a property. However, accessor methods are not necessarily mapped to instance variables, which means that an accessor may provide a property value that is computed (perhaps from instance variables).

Key-value coding is a powerful feature of Cocoa that forms the basis of many important technologies. For example, Cocoa's scripting capability is heavily based on the functionality of key-value coding.

The methods that provide an interface to key-value coding are declared in the Foundation framework's **NSKeyValueCoding** protocol. The principal methods are **valueForKey:** and **takeValue: forKey:**, which get and set the instance variable associated with the specified key. **NSObject** provides default implementations of the methods of **NSKeyValueCoding**. These default implementations associate keys with instance variables based on a simple set of rules. The methods that return a value, **valueForKey:** for instance, attempt to access the property specified by the string @"key" using the following means:

1. A public accessor of either the form **key** or **getKey**.
2. A private accessor method of either the form **\_key** or **\_getKey**.
3. An instance variable named either **key** or **\_key**.
4. Finally, if none of these first three attempts results in anything, the method invokes **handleQueryWithUnboundKey:**. The default implementation raises an exception; classes may choose to provide another implementation suitable to their needs.

Methods that set the values of properties, such as **takeValue: forKey:**, attempt to access those properties in a similar fashion, assuming again that the key is the string @"key":

1. A public accessor of the form **setKey:**.
2. A private accessor of the form **\_setKey:**.
3. An instance variable named either **key** or **\_key**.
4. Finally, if none of these first three rules results in anything, the methods invoke **handleTakeValue: forKey:**. The default implementation raises an exception; classes may choose to provide another implementation suitable to their needs.

[Example 2-24](#) shows the interface for a class with three instance variables, a public accessor to one of the instance variables, and a private accessor to another.

### Example 2-24. Using key-value coding in a class called KVExample

```
@interface KVExample : NSObject {
    id property1;
    id property2;
    id property3;
}
- (id)property1;    // Public accessor; could be getProperty1
- (id)_property2;  // The private accessor; could be _getProperty2
@end

@implementation KVExample
- (id)init
{
    self = [super init];

    if ( self ) {
        property1 = @"Property 1";
        property2 = @"Property 2";
        property3 = @"Property 3";
    }
    return self;
}

// These two methods return instance variable values
- (id)property1
{
    return property1;
}

- (id)_property2
{
    return property2;
}

// This method returns a property value that is computed,
// rather than stored in an instance variable
- (NSArray *)allProperties
{
    return [NSArray arrayWithObjects:property1, property2, property3, nil];
}
@end
```

[Example 2-25](#) shows how to access each accessor using the key-value coding interface.

### Example 2-25. Accessing properties of a class using key-value coding

```
id kv = [[KVExample alloc] init];

NSLog( [kv valueForKey:@"property1"];    // Prints "Property 1"
```

```
NSLog( [kv valueForKey:@"property2"]; // Prints "Property 2"  
NSLog( [kv valueForKey:@"property3"]; // Prints "Property 3"  
  
// Prints "{Property1, Property2, Property 3}"  
NSLog( [kv valueForKey:@"allProperties"]);
```

[\[ Team LiB \]](#)

◀ PREVIOUS

NEXT ▶

---

[This HTML Help has been published using the chm2web software.](#)

Click [here](#) to show toolbars of the Web Online Help System: [show toolbars](#)

[\[ Team LiB \]](#)

◀ PREVIOUS    NEXT ▶

## 2.3 Working with Files

The Foundation framework provides access to data stored in files in several ways. All of the basic data classes have methods for initializing objects from the contents of files, and for writing the data represented by the object to a file. In addition to these convenience facilities, Foundation provides two classes that provide a much higher level of interaction with files and the filesystem: `NSFileManager` and `NSFileHandle`.

### 2.3.1 The File Manager

The `NSFileManager` class is an interface that applications use to access and manipulate files and directories in the filesystem; instances of `NSFileManager` provide a doorway to the filesystem for application developers. Several of `NSFileManager`'s methods call for a `handler`: argument. The handler is an object that should implement `fileManager:willProcessPath:` and `fileManager:shouldProceedAfterError:` methods. These callback methods allow for error handling and confidence testing with respect to the operation being performed. In [Example 2-26](#), `nil` is passed to `handler`: for the sake of clarity.

Additionally, methods that deal with movement around in the filesystem and perform operations on files and directories typically return a `BOOL` value, to indicate an operation's success or failure. Finally, methods that create new files or directories usually take a dictionary with file attributes as an argument. The attributes dictionary may take values to set the file's owner, group owner, modification date, POSIX permissions; determine whether the extension is hidden; and finally, set the HFS type and creator codes. Any unspecified attribute will take on the default value. [Example 2-26](#) shows how to work with file managers and the filesystem.

#### Example 2-26. Working with NSFileManager

```
// Return the default manager for the filesystem
NSFileManager *fm = [NSFileManager defaultManager];

// Change the current directory; returns YES if successful
BOOL b = [fm changeCurrentDirectoryPath:@" /usr"];

// Return the path to the current directory; returns "/usr"
NSString *p = [fm currentDirectoryPath];

// Create a new directory at the path with default attributes
b = [fm createDirectoryAtPath:@" /usr/newDir" attributes:nil];

// Working with file attributes using a mutable dictionary
NSMutableDictionary *attr = [NSMutableDictionary dictionary];
[attr setObject:@"mike" forKey:NSFileOwnerAccountName];
[attr setObject:@"admin" forKey:NSFileGroupOwnerAccountName];
[attr setObject:660 forKey:NSFilePosixPermissions];
```

```

// Create a new file with these attributes
b = [fm createFilePath:@" /usr/newDir/newFile"
      contents:data attributes:attr];

// Carry out practical filesystem tasks
NSString *p1 = @" /Users/mike/file"
NSString *p2 = @" /Users/mike/Documents/file"
b = [fm movePath:p1 toPath:p2 handler:nil];
b = [fm copyPath:p2 toPath:p1 handler:nil];
b = [fm removeFilePath:p2 handler:nil];

// Determine whether a file exists
b = [fm fileExistsAtPath:p1];

// Determine whether a file exists and if it is a directory
// Returns YES; sets dir = NO
BOOL dir;
b = [fm fileExistsAtPath:p1 isDirectory:&dir];

// Check whether the current user can read file at path
b = [fm isReadableAtPath:p1];

// Check whether the current user can write to file at path
b = [fm isWritableAtPath:p1];

// Check whether the current user can execute file at path
b = [fm isExecutableAtPath:p1];

// Check whether the current user can delete file at path
b = [fm isDeletableAtPath:p1];

// Discover the contents of directory at path
NSArray *contents = [fm directoryContentsAtPath:@" /"];

// Determine the directories contained within a directory
NSArray *subpaths = [fm subpathsAtPath:@" /"];

// An enumerator that enumerates the contents at a given path
NSEnumerator *de = [fm enumeratorAtPath:@" /"];

```

Filesystem paths are represented as `NSString` objects. Any path that you pass to an `NSFileManager` method must be an absolute path. This means that files in a user's home directory must be referenced as `/Users/username/file`, rather than `~/file`. To aid in path manipulation and standardization, `NSString` provides a number of methods specific to these tasks, many of which are demonstrated in [Example 2-27](#).

### Example 2-27. Path manipulation with `NSString`

```

// The starting path
NSString *p1 = @"~/Documents/class.m";

// Expand the tilde; returns "/Users/mike/Documents/class.m"
p1 = [p1 stringByExpandingTildeInPath];

// Get the last path component; returns "class.m"

```

```

p1 = [p1 lastPathComponent];

// This is how you determine the path extension; returns "m"
p1 = [p1 pathExtension];

// Delete the extension; returns "class"
p1 = [p1 stringByDeletingPathExtension];

// Add a path component to a path; returns "/Users/mike/class"
p1 = [@" /Users/mike" stringByAppendingPathComponent:p1];

// Place the tilde back in; returns "~/class"
p1 = [p1 stringByAbbreviatingWithTildeInPath];

// Add an extension; returns "~/class.h"
p1 = [p1 stringByAppendingPathExtension:@"h"];

```

The Foundation framework also provides several functions that return paths to common locations in the filesystem. `NSHomeDirectory` returns the path to the home directory of the currently logged-in user. `NSHomeDirectoryForUser` takes a username as an argument and returns the home directory for that user. The function `NSTemporaryDirectory` returns a string that is the path to the current temporary directory, typically `/tmp`.

## 2.3.2 File Handles

`NSFileHandle` lets developers access and manipulate file data with a fine degree of control by providing methods for moving a pointer within a file, as well as inserting, deleting, and extracting data from the file. Moreover, in the true spirit of Unix, `NSFileHandle` can represent a gateway to communication channels such as pipes, sockets, and devices (such as `/dev/null`, `/dev/stderr`, `/dev/console`). `NSFileHandle` is covered further in [Chapter 6](#), where methods for asynchronous reading and writing are discussed. [Example 2-28](#) explores some uses of `NSFileHandle`.

### Example 2-28. Working with NSFileHandle

```

// Create a file handle for reading an arbitrary file
NSFileHandle *fh = [NSFileHandle fileHandleForReadingAtPath:p1];
fh = [NSFileHandle fileHandleForReadingAtPath:@" /dev/srandom"];

// Create a file handle for writing to a file
fh = [NSFileHandle fileHandleForWritingAtPath:p2];
fh = [NSFileHandle fileHandleForWritingAtPath:@" /dev/null"];

// Create commonly used file handles
fh = [NSFileHandle fileHandleWithStandardError];
fh = [NSFileHandle fileHandleWithStandardInput];
fh = [NSFileHandle fileHandleWithStandardOutput];
fh = [NSFileHandle fileHandleWithNullDevice];

// Write data to a file handle
NSString *str = @"Other Unix boxes";
NSData *data = [str dataUsingEncoding:NSUTF8StringEncoding];
[fh writeData:data];

```

```
// Read data from a file handle;
// this could be used for something like % echo "Hello" | ThisApp
fh = [NSFileHandle fileHandleWithStandardInput];

// Read all available data and converting it to a string
NSData *data = [fh availableData];
NSString *str = [NSString stringWithData:data];

// You can also read a specified number of bytes
data = [fh readDataOfLength:400];

// Or you can read up to an end-of-file
data = [fh readDataToEndOfFile];

// And close it when finished
[fh closeFile];
```

[\[ Team LIB \]](#)

◀ PREVIOUS

NEXT ▶

---

[This HTML Help has been published using the chm2web software.](#)

Click [here](#) to show toolbars of the Web Online Help System: [show toolbars](#)

[\[ Team LiB \]](#)

◀ PREVIOUS    NEXT ▶

## 2.4 Bundles and Resource Management

A bundle is an abstraction that represents a collection of resources, such as image files, nib files, or loadable code, stored within a folder. Bundles are used pervasively in Mac OS X—applications are themselves bundles, as are preference pane and screensaver modules and application plug-ins. Although bundles are directories, the Finder often presents them to the user as a single file. For a more in-depth discussion of bundles and their usage in Mac OS X, see *Inside Mac OS X: System Overview (/Developer/Documentation/Essentials/SystemOverview/SystemOverview.pdf)*.

`NSBundle` provides an interface to bundles in the filesystem. Every Cocoa application has at least one bundle—the main bundle, accessed using the `mainBundle` method—that represents the application. To load other bundles, use the methods `initWithPath:` or `bundleWithPath:`. To access a bundle containing a given class, use `bundleForClass:`.

### 2.4.1 Loading Resources

Using `NSBundle`, you can obtain the paths to resources without knowledge of a bundle's internal directory structure or what localization is used. Methods that find a resource come in two flavors: those that retrieve individual resources, whose names are on the base method name `pathForResource ofType:`, and those that return all resources of a type, which are based on the method name `pathsForResourceOfType:`. The paths returned by these methods are absolute paths in the filesystem. For example, consider the method `pathForResource ofType:`. Given the name of the resource (resource file name sans extension) and, optionally, the type (the extension may pass `nil` or `@""` here), this method will return the full path to the specified resource in the main resources directory, which is at `BundleName/Contents/Resources`. If the resource is not found there, then any `.lproj` folders are searched in order according to the user's Language setting in Preferences.

If you want to specify a directory to search in for the resource (as it may not be contained in the `Resources` directory), use the method `pathForResource ofType: inDirectory:`. If the resource is not present in the specified directory, the method returns `nil`. If `nil` is passed for the parameter `inDirectory:`, a search is performed through a prioritized list of directories. See the `NSBundle` documentation for the search order.

In addition to containing resources, bundles may contain other bundles in the form of plug-ins, frameworks, and other applications. Plug-ins and frameworks are generally located in the `/BundleName/Contents/PlugIns` and `/BundleName/Contents/Frameworks` directories, respectively. You can discover these paths by using the `builtInPlugInsPath`, `privateFrameworksPath` and `sharedFrameworksPath` methods.

[Example 2-29](#) shows how to use these methods to access resources contained within a bundle.

#### Example 2-29. Accessing bundle resources

```
NSString *imagePath;  
NSImage *anImage;
```



```

NSBundle *bundle = [NSBundle mainBundle];

// Locate and load a resource
if ( imagePath = [bundle pathForResource:@"mug_shot"
    ofType:@"tiff"] ) {
    UIImage *anImage = [[UIImage alloc] initWithContentsOfFile:imagePath];
    // Do something with anImage
}

// The path to the frameworks directory
NSString *fPath = [bundle sharedFrameworksPath];
fPath = [bundle privateFrameworksPath];

// Path of the bundle itself
NSString *bPath = [bundle bundlePath];

// Path to bundle executable
NSString *ePath = [bundle executablePath];

// Obtain the Info.plist dictionary for the bundle
NSDictionary *iDict = [bundle infoDictionary];

```

## 2.4.2 Loading Code

Bundles also load new classes into the runtime system. Several methods that do this are provided: `load`, `principalClass`, and `addClassNamed:`. The `load` method loads a bundle's executable code into the runtime, if it has not been loaded previously. The method will return **YES** if loading is successful or if the executable has been loaded already, and **NO** otherwise.

The `principalClass` and `addClassNamed:` methods not only load a bundle's executable code, but they return a class object for the specified class. In `addClassNamed:`, the returned class object is specified by name in an `NSString`. If no class by the specified name can be located in the bundle, **Nil** will be returned (**Nil** is the equivalent of `nil` for class objects).

The `principalClass` method returns a class object that is determined by the bundle itself. The bundle's principal class is the class that is generally responsible for the other classes within a bundle. For example, the principal class of most standard Cocoa applications is `NSApplication`. A bundle's *Info.plist* file contains an entry that identifies the principal class with the key `NSPrincipalClass`. Bundle developers can specify a class name here for the principal class. If this entry is not present, `principalClass` returns the class object for the first class loaded in the bundle. Developers can specify the load order of classes by arranging class files in a project in the desired order. Like `addClassNamed:`, this method returns **Nil** if there is an error loading the code or if no executable is found within the bundle.

[Example 2-30](#) shows how to load executable code with `NSBundle`.

### Example 2-30. Loading code using NSBundle

```

Class exampleClass;
id newObject;

// The main bundle
NSBundle *bundle = [NSBundle mainBundle];

```

```
// Obtain and instantiate the principal class
if ( exampleClass = [bundle principalClass] ) {
    newObject = [[exampleClass alloc] init];
    // Do something with newObject
}

// Obtain and instantiate a class by name
if ( exampleClass = [bundle className:@"MyClass"] ) {
    newObject = [[exampleClass alloc] init];
    // Do something with newObject
}
```

[\[ Team LiB \]](#)

◀ PREVIOUS

NEXT ▶

---

[This HTML Help has been published using the chm2web software.](#)

Click [here](#) to show toolbars of the Web Online Help System: [show toolbars](#)

[\[ Team LiB \]](#)

◀ PREVIOUS    NEXT ▶

## 2.5 Archiving Objects

Archiving an object (or a collection of interconnected objects, known as a graph) into a **NSData** representation is often useful or necessary. Objects that are archived into an **NSData** object can be transported over network connections or interprocess communication channels and saved to the filesystem. Later, the original graph of objects can be reconstituted from the archive data.

Foundation provides five classes to support the creation and extraction of archives, all subclasses of **NSCoder**:

- **NSArchiver**
- **NSUnarchiver**
- **NSKeyedArchiver**
- **NSKeyedUnarchiver**
- **NSPortCoder**

**NSCoder** declares the common interface for encoding and decoding objects and other Objective-C data types. For example, the **encodeObject** method encodes an object into an archive, and methods such as **encodeInt:** and **encodeRect:** support encoding C data types such as integers and common Cocoa data structures.

**NSCoder** does not implement these methods; it is an abstract class. Rather, subclasses implement the appropriate methods for their particular purpose. **NSArchiver** and **NSUnarchiver** provide a straightforward way of encoding and decoding objects and scalars, but they have limitations. The biggest limitation is that objects in an archive can be decoded only in the same order in which they were encoded. Because of this constraint, changing an encoding system is difficult once it has been established publicly.

### 2.5.1 Keyed Archiving

The **NSKeyedArchiver** and **NSKeyedUnarchiver** classes solve this problem by associating keys with each object and scalar encoded in an archive. Decoders can use these keys to access an archive's contents in a convenient order that isn't constrained by a design decision made in a previous version of the application.



Keyed archiving is not available in versions prior to Mac OS X 10.2. If your application supports Mac OS X 10.1, then check whether the coder passed in **initWithCoder:** or **encodeWithCoder:** supports keyed archiving. To do this, use the **NSCoder** method **allowsKeyedCoding**, which returns **YES** if keyed coding is supported, and **NO** otherwise.

The last **NSCoder** subclass, **NSPortCoder**, encodes and decodes object proxies in the distributed objects

system. `NSConnecti on` uses this class, and as such, you should never have to interact with it. [Chapter 6](#) discusses the distributed objects system in more detail.

Consider Examples [Example 2-31](#) and [Example 2-32](#). [Example 2-31](#) shows the interface for a hypothetical `Empl oyee` class. Note in this example that the interface declaration indicates that `Empl oyee` conforms to the `NSCodi ng` protocol.

### Example 2-31. Employee class with support for the `NSCoding` protocol

```
@interface Employee : NSObject < NSCoding > {
    NSString *firstName;
    NSString *lastName;
    int employeeNumber;
}
// Methods left out
@end
```

[Example 2-32](#) shows a way to implement the `NSCoding` protocol for the `Empl oyee` class.

### Example 2-32. Implementing `NSCoding` in the Employee class

```
@implementation Employee

- (void) setFirstName: (NSString *) newName
{
    [newName retain];
    [firstName autorelease];
    firstName = newName;
}

- (void) setLastName: (NSString *) newName
{
    [newName retain];
    [lastName autorelease];
    lastName = newName;
}

- (void) encodeWithCoder: (NSCoder *) encoder
{
    if ( [encoder allowsKeyedCoding] ) {
        [encoder encodeObject: firstName forKey: @"First"];
        [encoder encodeObject: lastName forKey: @"Last"];
        [encoder encodeInt: employeeNumber forKey: @"Number"];
    } else {
        [encoder encodeObject: firstName];
        [encoder encodeObject: lastName];
        [encoder encodeValueOfObj CType: @encode(int)
            at: &employeeNumber];
    }
}

- (id) initWithCoder: (NSCoder *) decoder
```

```
{
if ( [decoder allowsKeyedCoding] ) {
    // These may be decoded in any order you like
    employeeNumber = [decoder decodeIntForKey:@"Number"];

    // Returned values are autoreleased
    [self setFirstName: [decoder decodeObjectForKey:@"First"]];
    [self setLastName: [decoder decodeObjectForKey:@"Last"]];
} else {
    // These must be decoded in the same order that they
    // were encoded
    [self setFirstName: [decoder decodeObject]];
    [self setLastName: [decoder decodeObject]];
    [decoder decodeValueOfObjectType:@encode(int)
        at:&employeeNumber];
}
return self;
}

@end
```

[\[ Team LiB \]](#)

◀ PREVIOUS

NEXT ▶

---

[This HTML Help has been published using the chm2web software.](#)

Click [here](#) to show toolbars of the Web Online Help System: [show toolbars](#)

[\[ Team LiB \]](#)

◀ PREVIOUS    NEXT ▶

## 2.6 User Defaults

*User defaults* is another term for user application preferences. Mac OS X has a well-designed user defaults system that is accessed in Cocoa through the Foundation class `NSUserDefaults`. Working with `NSUserDefaults` is similar to working with an `NSDictionary`. Default values are stored in the database by keys that the application developer defines in the application. The defaults database is actually a collection of property list files; every application has its own property list file where defaults are stored. You can view these files in `~/Library/Preferences`.

Defaults are organized into *domains*, which are groupings of default values that have varying degrees of visibility to applications. A domain is either *persistent* or *volatile*. Defaults in a persistent domain are stored in the defaults database, while defaults in a volatile domain are applicable only during the lifetime of the `NSUserDefaults` object that contains those values. `NSUserDefaults` has five standard domains:

### NSArgumentDomain

Set values for defaults in the argument domain by passing key-value pairs to the application as arguments on the command line, (e.g., `% MyApp -KeyName Value`). The argument domain is volatile, so arguments affect the application only during the application session for which they were specified.

### Application

Application-specific defaults are stored here and kept persistently in the user's defaults database.

### NSGlobalDomain

Defaults stored in the global domain are applicable to all applications run by the user. This persistent domain is stored in the defaults database.

### Languages

The languages domain stores defaults that pertain to language choice and localization.

### NSRegistrationDomain

The registration domain is the lowest-level domain containing application-provided defaults (or "factory settings") used when a default value is otherwise unspecified in a higher domain.

When a default is requested, the domains are searched for the value in order, starting with `NSArgumentDomain` and ending with `NSRegistrationDomain`. The search ends at the first discovery of a

default value. Thus, if many domains have values for the same default, `NSUserDefaults` returns the default that occurred in the higher-level domain. You can exploit the search order as a debugging aid by overriding any default by specifying a value in the `NSUserDefaults`.

User defaults are capable of storing only what property lists can store, namely `NSData`, `NSNumber`, `NSString`, `NSDate`, `NSArray`, and `NSDictionary` (although convenience methods are also provided to get and set scalar values). Using these data types, you can store information, such as dates, numbers, and text, as well as any object that is archiveable. [Example 2-33](#) shows how to interact with the user defaults system.

### Example 2-33. Interacting with the user defaults system using `NSUserDefaults`

```
// Create an instance of NSUserDefaults
NSUserDefaults *prefs = [NSUserDefaults standardUserDefaults];

// Store and retrieve a string
[prefs setObject:@"Mike Beam" forKey:@"Author"];
NSString *author = [prefs objectForKey:@"Author"];

// Store and retrieve a number
[prefs setFloat:1373.50 forKey:@"NASDAQ"];
[prefs setInt:2002 forKey:@"Year"];
float level = [prefs floatValue:@"NASDAQ"];
int year = [prefs intValue:@"Year"];

// Store and retrieve dates
[prefs setObject:[NSDate date] forKey:@"Last Opened"];
NSDate *lastOpenDate = [prefs objectForKey:@"Last Opened"];

// Store collections
[prefs setObject:dictionary forKey:@"A Dictionary"];
[prefs setObject:array forKey:@"An Array"];

// Retrieve collections
NSArray *array = [prefs arrayForKey:@"An Array"];
NSDictionary *dict = [prefs dictionaryWithKey:@"A Dictionary"];

// Use the following if you want mutable objects...
NSMutableArray *mArray = [NSMutableArray
    arrayWithArray:[prefs arrayForKey:@"An Array"]];
NSMutableDictionary *mDict = [NSMutableDictionary
    dictionaryWithDictionary:[prefs dictionaryWithKey:@"A Dictionary"]];
```

All applications should establish factory default settings in the registration domain. This is done with the `registerDefaults` method. Establishing defaults in the registration domain often takes place in an overridden `initialize` class method of one of the first classes loaded in your application. This method works well because it is used to initialize classes when they are first loaded by the runtime system, and it is thus one of the earliest entry points in code execution. This example shows how it might be done for a small number of defaults:

```
+ (void)initialize
{
    NSUserDefaults *prefs;
```

```

NSMutableDictionary *defs;

prefs = [NSUserDefaults standardUserDefaults];
[defs setObject:@"May" forKey:@"Month"];
[defs setInteger:2002 forKey:@"Year"];
[prefs registerDefaults: defs];
}

```

If you need to register a large number of defaults, hardcoding them this way might prove cumbersome. For these situations, it may be more convenient to store factory settings in a property list included with the application, which is then read into a dictionary and registered with user defaults:

```

+ (void) initialize
{
    NSString *prefsFile;
    NSUserDefaults *prefs;
    NSMutableDictionary *defs;

    // The factory defaults file is a resource in the application
    // bundle. The path is retrieved using NSBundle.
    prefsFile = [[NSBundle mainBundle]
                 pathForResource:@"FactoryDefaults"
                 ofType:@"plist"];

    defs = [NSMutableDictionary dictionaryWithContentsOfFile:prefsFile];
    prefs = [NSUserDefaults standardUserDefaults];
    [prefs registerDefaults: defs];
}

```

One commonly stored preference is an `NSColor`. There are, however, no provisions for storing a color directly in the defaults database. One way to store information about colors in the defaults database is to store the color space name and a dictionary of the color component values.. All of these data types are supported by `NSUserDefaults`. A better solution is to archive the `NSColor` object into an `NSData` instance and store it in the preferences, as shown in [Example 2-34](#).

## Example 2-34. Storing an `NSColor` to user defaults

```

// Assume NSColor object color exists
// Store the color
NSUserDefaults *prefs = [NSUserDefaults standardUserDefaults];
NSData *colorData;
colorData = [NSArchiver archivedDataWithRootObject:color];
[prefs setObject:colorData forKey:@"Text Color"];

// Retrieve the color
colorData = [prefs dataForKey:@"Text Color"];
id color = [NSUnarchiver unarchiveObjectWithData:colorData];

```

This technique is not limited to only `NSColor`. It can work with any class of object that conforms to the `NSCoding` protocol, the prerequisite for compatibility with Foundation's archiving system.





Click [here](#) to show toolbars of the Web Online Help System: [show toolbars](#)

[\[ Team LIB \]](#)

◀ PREVIOUS    NEXT ▶

## 2.7 Notifications

Notifications provide a mechanism for distributing information about events within an application. Notifications provide an alternative to messaging as a means for communicating between objects. Messaging requires that the sender of the message know who the receiver is when the message is dispatched. Effectively, the notifications system decouples the message sender from the message receiver. With notifications, a broadcast paradigm is implemented in which objects post notifications to a *notification center*, which then sends messages to objects (known as observers) which have registered their interest in the type of event, or the originating object.

The notification center is an instance of the `NSNotificationCenter` class; notifications are instances of the `NSNotification` class. Every notification object has a name identifying the notification type, an object associated with the notification that provides context for the notification, and an optional `userInfo` dictionary with which posters may pass additional information. When an observer registers with the notification center, it specifies a method to be invoked in response to the posting of a notification. Upon receiving a notification, the notification center identifies the observers of the specific named notification and invokes a predetermined method in each observer.

To obtain an instance of `NSNotificationCenter`, use the class method `defaultCenter`. This returns an application's default notification center. To register an object with the notification center, invoke the `NSNotificationCenter` method `addObserver:selector:name:object:`. The first argument in this method is the object that is added as an observer; this object is usually `self`. The `selector:` argument provides a method selector for the method that needs to be invoked in response to the notification. The parameter `name:` is the name of the notification, while the final argument lets you specify the object whose notifications you want to be notified of.

Observers can be flexible when specifying the granularity of which notifications they would like to respond to in the `addObserver:selector:name:object:` method. For example, if `nil` is passed to `object:`, then the observer is notified of all notifications of the specified name, regardless of the originating object. Alternatively, `nil` can be passed for the notification name and an object can be specified, which causes the observer to be notified of all notifications posted by the indicated object.

Objects that have registered with the notification center are responsible for removing themselves when they no longer wish to receive notifications or when being destroyed. It is particularly important to remove an observer object in the object's `dealloc` method, since the notification center does not retain observers. If you do not remove objects before they are destroyed, the notification center will attempt to send messages to objects that no longer exist, resulting in a runtime error.

To remove an object from the notification center, use either `removeObserver:` or `removeObserver:name:object:`. The first removes the specified object as an observer of all notifications from all objects; this is the method you should use before an object is deallocated. The second method selectively removes the specified object from the notification center.

`NSNotificationQueue` is a class that lets you change a notification center's delivery behavior. Each thread

has its own notification queue, which has two duties. The first is to coalesce notifications so multiple notifications of the same name posted within a short time of one another are posted to the notification center only once. Second, the notification queue allows for asynchronous posting; the standard behavior of `NSNotificationCenter` handles notifications synchronously.

Cocoa uses notifications extensively. Most objects post notifications of some sort that other objects can use to coordinate actions between objects. For example, [Chapter 7](#) shows how `NSFileHandle` uses notifications to handle asynchronous communication with a socket. Because of the large number of predefined notifications, we frequently find ourselves registering objects as observers to these notifications.

[\[ Team LiB \]](#)

◀ PREVIOUS

NEXT ▶

---

[This HTML Help has been published using the chm2web software.](#)

Click [here](#) to show toolbars of the Web Online Help System: [show toolbars](#)

[\[ Team Lib \]](#)

◀ PREVIOUS    NEXT ▶

## 2.8 Operating System Interaction

The Foundation framework provides many services through a small set of classes that allow developers to interact with the underlying operating system in several ways. `NSTask` is an object-oriented interface to configure and launch a process as a subprocess of the current application. `NSProcessInfo` lets an application discover information about its current process.

### 2.8.1 Process Info

[Example 2-35](#) shows some of the information you can obtain by using `NSProcessInfo`.

#### Example 2-35. Using `NSProcessInfo`

```
// Get the shared process info object for the current process
NSProcessInfo *proc = [NSProcessInfo processInfo];

// The name and PID of the process
NSString *name = [proc processName];
int pid = [proc processIdentifier];

// The arguments launched with the process
NSArray *args = [proc arguments];

// A dictionary of the environment variables for the process
NSDictionary *env = [proc environment];

// The host name for the host running the process
NSString *host = [proc hostName];

// The operating system version string
// Note: this string is NOT appropriate for parsing
NSString *ver = [proc operatingSystemVersionString];
```

### 2.8.2 Tasks

`NSTask` is a class that lets a program configure, launch, and communicate with another program as a subprocess. This is something you'll see every time you execute an application you work on from within Project Builder.

An `NSTask` is launched in a fully configurable execution environment where environment variables, command line options, and other key points of a task may be set. By default, if no environment configuration is provided for a new task, the task inherits the environment of the parent process that launched it.

Setting up and running a task is straightforward. For example, you could run `ls` on the root directory, as shown in [Example 2-36](#).

### Example 2-36. The quick and dirty NSTask

```
NSArray *args = [NSArray arrayWithObject:@""];
NSTask *task = [NSTask launchedTaskWithLaunchPath:@" /bin/ls
                arguments: args];
```

Since no environment was set up for the task, the environment of the parent process is used, which includes sending the standard output of the child process to the standard output of the parent process. The issue of interprocess communication becomes important when working with multiple tasks in an application, since tasks do not share memory space with one another, as do multiple threads of an application. You could improve [Example 2-33](#) so the standard output data can be read from a file handle, rather than being forwarded to the parent processes' standard output. [Example 2-37](#) illustrates the flexibility Cocoa offers for configuring and launching new processes.

### Example 2-37. A more complex use of NSTask

```
NSData *data;

// Instantiate and initialize a new task
NSTask *task = [[NSTask alloc] init];

// Create a pipe to communicate with the task
NSPipe *pipe = [NSPipe pipe];

// Get a file handle to read from the pipe
NSFileHandle *fh = [pipe fileHandleForReading];

// Set the path to launch the task at
[task setLaunchPath:@" /bin/ls"];

// Set the arguments; ls takes the directory to list
[task setArguments: [NSArray arrayWithObject:@""]];

// Connect the pipe to the task's stdout
[task setStandardOutput: pipe];

// Finally, launch it
[task launch];

// Once its launched we can read data from the pipe
data = [fh availableData];
NSLog(@"%s", [data bytes]);
```

If you compile and run this code, you will find the result to be the same as that from [Example 2-36](#). The point of this exercise, however, was to demonstrate how to fine tune a task in every practical manner.



Click [here](#) to show toolbars of the Web Online Help System: [show toolbars](#)

[\[ Team LiB \]](#)

◀ PREVIOUS    NEXT ▶

## 2.9 Threaded Programming

Cocoa uses the `NSThread` class to provide multiple threads of execution in applications. Threads are useful if you want to perform a computationally intensive or time-consuming procedure in the background while allowing the main thread of execution to continue normally. When executing code in the main thread of the application, the flow of execution must stop while that code completes execution. If code takes a long time to execute, the user will notice that the application user interface controls freeze and do not respond to any actions.

To correct this problem, you could isolate the time-consuming code into its own method, and then execute that method in its own thread. This is how `NSThread` works—using the `detachNewThreadSelector:toTarget:withObject:` method, as shown in [Example 2-38](#).

### Example 2-38. Multithreading an application

```
// This method is invoked in response to some user action
- (void)someActionMethod:(id)sender
{
    [NSThread detachNewThreadSelector:@selector(longCode)
                                     toTarget:self withObject:nil];
}

- (void)longCode
{
    NSAutoreleasePool *pool;
    pool = [[NSAutoreleasePool alloc] init];
    BOOL keepGoing = YES;

    while ( keepGoing) {
        // Do something here that will eventually stop by
        // setting keepGoing to NO
    }

    [pool release];
}
```

As illustrated in [Example 2-38](#), threads exit after the natural completion of a method. If the threaded method is to integrate properly with Cocoa objects, then that method is responsible for setting up and destroying its own autorelease pool.

You can also cause a thread to exit before the natural completion of a method's execution by invoking the `exit` method. In fact, this is the method `NSThread` uses to cause a thread to exit normally at the end of a method. For example, you could insert a conditional into your threaded processing loop, as shown in [Example 2-39](#).

## Example 2-39. Using NSThread's exit method

```
- (void)longCode
{
    NSAutoreleasePool *pool;
    pool = [[NSAutoreleasePool alloc] init];
    BOOL exitEarly = NO;

    while ( YES ) {
        // Your code here, which may set exitEarly = YES

        if ( exitEarly ) {
            [pool release];
            [NSThread exit];
        }

        [pool release];
    }
}
```

`NSThread` also declares the `sleepUntilDate:` method, which instructs the thread to take a break until the indicated date is reached. This is demonstrated in [Example 2-40](#).

## Example 2-40. Using NSThread's sleepUntilDate: method

```
- (void)longCode
{
    NSAutoreleasePool *pool = [[NSAutoreleasePool alloc] init];
    BOOL keepGoing = YES;

    while ( keepGoing ) {
        // Put the thread to sleep for 10 seconds
        NSDate *d = [NSDate dateWithTimeIntervalFromNow: 10.0];
        [NSThread sleepUntilDate:d];

        // Do something here that will eventually stop by
        // setting keepGoing to NO
    }

    [pool release];
}
}
```

Another useful method of `NSThread` lets you specify the priority for a thread in the same sense that you can specify a priority for a process using the commands *nice* and *renice*. The method is `setThreadPriority:`, which takes as its argument a `float` between 0.0 and 1.0. A value of 1.0 gives the thread highest priority, while 0.0 gives the thread lowest priority.

Examples [Example 2-38](#) through [Example 2-40](#) indicate that when working with objects in a threaded method, you should always create and destroy an autorelease pool manually for that thread. `NSApplication` defines a thread convenience constructor, which detaches a thread for a specified method, managing the autorelease pool for that thread. This method, declared in `NSApplication`, is `detachDrawingThread: toTarget: withObject:`. The arguments used by this method are the same as `NSThread`'s `detachNewThreadSelector: toTarget: withObject:`, discussed previously in this section.



## 2.9.1 Locks

One of the difficulties of making applications multithreaded is making certain that data accessible from multiple threads (such as class instance variables) is not accessed simultaneously by multiple threads. Cocoa provides a solution to this problem through the class `NSLock`, which provides a mechanism for coordinating the actions of multiple threads.

Foundation defines the `NSLocking` protocol and three classes that conform to this protocol: `NSLock`, `NSRecursiveLock`, and `NSConditionLock`. For a class to conform to the `NSLocking` protocol, it must implement the `lock` and `unlock` methods. The three classes that do conform to this protocol add methods of their own, as described later in this section.

### How Locks Work

Before a thread can execute code that was protected by a lock, a thread must first acquire the lock. A thread acquires a lock by sending a `lock` message to an object that conforms to the `NSLocking` protocol. If a thread has acquired a lock and hasn't yet relinquished it, then any other threads wishing to acquire the lock must stop in their tracks until the current thread releases the lock. By setting a lock in a thread, you prevent other threads from executing a section of code until the lock is removed. Thus, you can prevent threads from simultaneously accessing data by either protecting a common access point to the data with a lock, or by protecting every part of the code that accesses a certain variable with the same lock. This can be done in as shown in [Example 2-37](#). Note that locks are generally created before an application becomes multithreaded, not when the lock is about to be used.

Using locks is one way to make data sharing between threads safe. Using Cocoa's distributed objects system, discussed at the end of this chapter, is another way to transfer data between threads safely.

#### 2.9.1.1 NSLock

`NSLock` is the simplest lock in the Foundation framework. [Example 2-41](#) shows how it works.

#### Example 2-41. Using NSLock to coordinate threads

```
NSLock *aLock = [[NSLock alloc] init];    // Previously created

[aLock lock];                             // Set the lock
[anObject setData:toThisData];
[aLock unlock];                           // Relinquish the lock
```

One shortcoming of the code fragment in [Example 2-27](#) is that if one thread has acquired the lock, `aLock`, and hasn't yet relinquished it, then other threads attempting to execute this code will be stopped cold while they wait to acquire the lock. This behavior would be undesirable in many situations. Using `NSLock`'s `tryLock` method is one potential solution. This method attempts to acquire a lock, but doesn't sit around waiting for it. If the lock is immediately available for acquisition, the lock is acquired and `tryLock` returns

**YES.** If another thread has the lock at the time `tryLock` is invoked, **NO** is returned and execution resumes. Thus, you could base the following conditional execution of code on the ability for a thread to acquire a lock:

```
// Use the same aLock from Example 2-41
```

```
if ( [aLock tryLock] ) {
    // Run your code here
    [aLock unlock];
}
```

### 2.9.1.2 NSRecursiveLock

Sometimes, in sufficiently complex code that has portions protected by locks, a thread attempts to acquire a lock more than once. However, if the thread has already acquired a lock and attempts to do so again, that thread freezes while it waits for the lock to become free. This lock never becomes free, since the thread needs to relinquish it, but the thread is frozen waiting for the lock to become available, ad infinitum.

The solution to this problem is to use a lock that is an instance of the `NSRecursiveLock` class. This lock lets a thread acquire a single lock multiple times, thus saving itself from the deadlock that would result in the use of `NSLock`. [Example 2-42](#) shows an example in which a single lock might be acquired more than once by the same thread; this would fail when using an `NSLock`, so use `NSRecursiveLock`.

#### Example 2-42. Using NSRecursiveLock when NSLock would deadlock a thread

```
id rLock = [[NSRecursiveLock alloc] init];
int i;

[rLock lock];

for ( i = 0; i < 10000; i++ ) {
    // Perform some thread-worthy, time-consuming computations

    if ( someCondition == YES ) {
        [rLock lock];
    // Do something here
        [rLock unlock];
    }
}
[rLock unlock];
```

### 2.9.1.3 NSConditionLock

The third Foundation class that conforms to the `NSLocking` protocol is the `NSConditionLock` class. `NSConditionLock` lets you assign an arbitrary condition when the lock is initialized using `initWithCondition:`; the condition is just an integer. To acquire the lock, the thread sends the lock either a `lockWhenCondition:` or a `tryLockWhenCondition:` message (which are analogous in behavior to `lock` and `tryLock`). If the condition passed in these messages is equal to the condition of the receiver lock, then the lock is acquired. Additionally, when relinquishing the lock, you can use the method `unlockWhenCondition:` rather than `unlock`; this sets the condition of the receiver to the new condition. [Example 2-43](#) shows how to employ `NSConditionLock`.

## Example 2-43. Conditional locking with NSConditionLock

```
id cLock = [[NSConditionLock alloc] initWithCondition: 1];

[cLock lock];
// Do something here whose state you want to record
// as a condition in the lock
[cLock unlockWithCondition: 0];
```

[\[ Team LIB \]](#)

◀ PREVIOUS

NEXT ▶

---

[This HTML Help has been published using the chm2web software.](#)

Click [here](#) to show toolbars of the Web Online Help System: [show toolbars](#)

[\[ Team LiB \]](#)

◀ PREVIOUS

NEXT ▶

## Chapter 3. The Application Kit

The bulk of the Application Kit (or AppKit) is comprised of classes for user interface components, from windows and widgets to colors and fonts. From the perspective of an application, the central class is *NSApplication*, which manages much of the basic application architecture, from loading user interface definitions to setting up the run loop to handle events, which relieves you of much of the nitty-gritty often associated with simply making an application tick. The AppKit also provides many architecture-related classes for document management, printing, and interaction with the workspace.

[\[ Team LiB \]](#)

◀ PREVIOUS

NEXT ▶

---

[This HTML Help has been published using the chm2web software.](#)

Click [here](#) to show toolbars of the Web Online Help System: [show toolbars](#)

[\[ Team LiB \]](#)

◀ PREVIOUS    NEXT ▶

## 3.1 AppKit Design Patterns

Besides leveraging the design patterns and methodologies used with the Foundation framework, the Application Kit relies heavily on several others. Two that merit special attention are Model-View-Controller and Target/Action.

### 3.1.1 Model-View-Controller

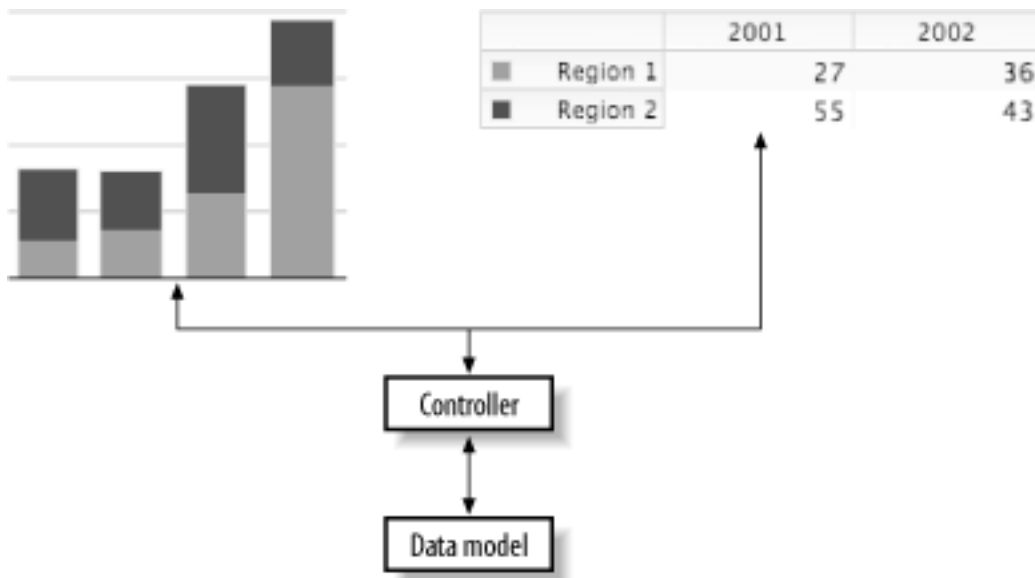
The Model-View-Controller (MVC) pattern is the driving design pattern in the Application Kit. <sup>[1]</sup> The premise of this pattern is that code may be split up into logically distinct units that each perform a specific role:

[1] MVC traces its lineage to the first object-oriented programming language, Smalltalk, and has been important ever since.

- The *model* is an object that encapsulates data and provides logic that manipulates that data.
- The *view* is a separate object that only knows how to display data.
- The *controller* is an arbiter between the model and the view. The controller's job is to take data from the model and pass it to the view where it can be displayed. If the view is interactive—able to accept user input—then the controller will interpret those actions and instruct the data model to do something in response.

Many views in the MVC pattern may subscribe to the controller, giving the application flexibility to display data in different contexts and formats without heavy modification of the modeling and control logic. This idea is illustrated in [Figure 3-1](#), which shows two views of the same data: a table view of the data and a chart view.

**Figure 3-1. MVC used to display two different views of the same data**



### 3.1.2 Target/Action

The Application Kit uses the target/action pattern to decouple UI widgets (controls—typically subclasses of `NSControl`) from the code that is executed when the user activates the control. In this pattern, a control keeps a reference to a target object that receives an action message. The action message is stored as a selector in an instance variable of the control object. When the user activates the control, the action message is sent to the target. Action messages and targets are generally established in Interface Builder; however, you can change a control's behavior by using the `setAction:` and `setTarget:` methods of `NSControl`. The current target and action of a control may be ascertained programmatically by using the methods `target` and `action`.

[\[ Team LiB \]](#)

◀ PREVIOUS    NEXT ▶

[This HTML Help has been published using the chm2web software.](#)

Click [here](#) to show toolbars of the Web Online Help System: [show toolbars](#)

[\[ Team LiB \]](#)

◀ PREVIOUS    NEXT ▶

## 3.2 Nibs

One of the crown jewels of the Cocoa development environment is Interface Builder, a tool for building graphical user interfaces.

Interface Builder creates and stores user interfaces in *nib* files. Perhaps one of the most important aspects of Interface Builder is that it does not generate source code. Nibs are bundles that contain information and archived objects (in this context often referred to as "freeze-dried") that constitute the elements of the user interface (such as windows, widgets and menus, as well as non-UI objects) as they were arranged and configured with Interface Builder. When a nib file is loaded at run time, the elements are reconstituted exactly as they were in Interface Builder.

Every application has a *MainMenu.nib* file that contains the application's main menu structure. For simple applications, this nib might also contain the application's main window. More advanced applications generally have a number of nib files, each of which defines part of the user interface.

From a design perspective, creating a nib for each window (or logical group of windows) facilitates reuse. From a performance perspective, loading nibs into memory takes time, so it is best to keep them small. Thus, when the application launches, it needs to load only the nib containing the first window the user sees, rather than every window in the application, many of which the user may never open (such as the About Box).

### 3.2.1 Outlets and Actions

Nib files contain definitions for objects that can send messages to other objects in the nib file and be assigned to instance variables of other objects. An object instance variable in Interface Builder is known as an *outlet*. Outlets can be connected to other objects within the nib, and the source code for the class containing the outlet can reference those other nib objects through the outlet instance variable. Objects in nibs also have *actions*, which are methods that other objects may invoke in response to some event, such as a user clicking a button.

When designing a class in Interface Builder, you can create skeleton source files containing instance variables and stubs for action method definitions. In the header file of a class defined in Interface Builder, outlet instance variables have the **IBOutlet** type modifier and action methods have an **IBAction** return type, which is synonymous with **void**. These modifiers help Interface Builder parse class interfaces when importing classes.

When importing class interfaces, Interface Builder recognizes any instance variable of type **id** as an outlet. You can statically type an instance variable and have Interface Builder import it as an outlet by prepending the type with the **IBOutlet** modifier. Both of these instance variables are recognized as an outlet:

```
id statusTextField;  
IBOutlet NSTextField *statusTextField;
```

However, the following instance variable will not be recognized as an outlet, since it is statically typed and doesn't have the `IBOutlet` modifier:

```
NSString *statusTextField;
```

Interface Builder recognizes methods as actions if they have a `void` return type and a single parameter named `sender`. The type of the `sender` parameter can be `id`, or a class such as `NSButton`. Interface Builder looks for the `sender` parameter name as keyword when parsing methods for actions. If you want more meaningful argument names you can explicitly state that a method is an action using the `IBAction` return type. Interface Builder would recognize the following lines as action methods:

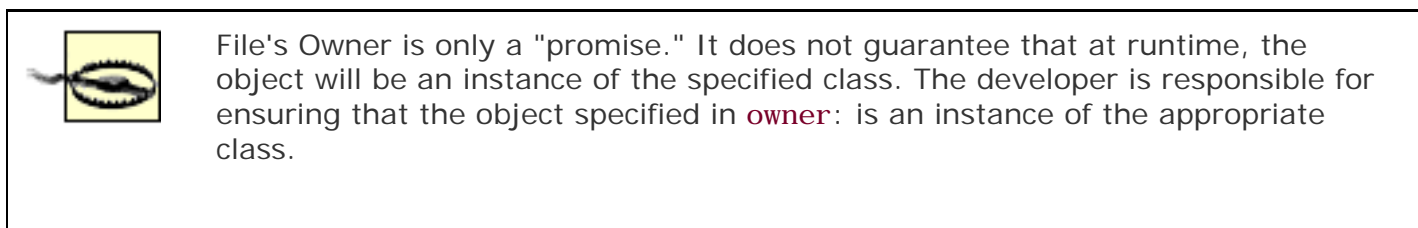
- `(void) anAction: (id) sender;`
- `(void) aButtonAction: (NSButton *) sender;`
- `(IBAction) aButtonAction: (NSButton *) aButton;`

However, the following example is not recognized as an action, since the argument is statically typed, not named `sender`, and the return type is not `IBAction`:

- `(void) aButtonAction: (NSButton *) aButton;`

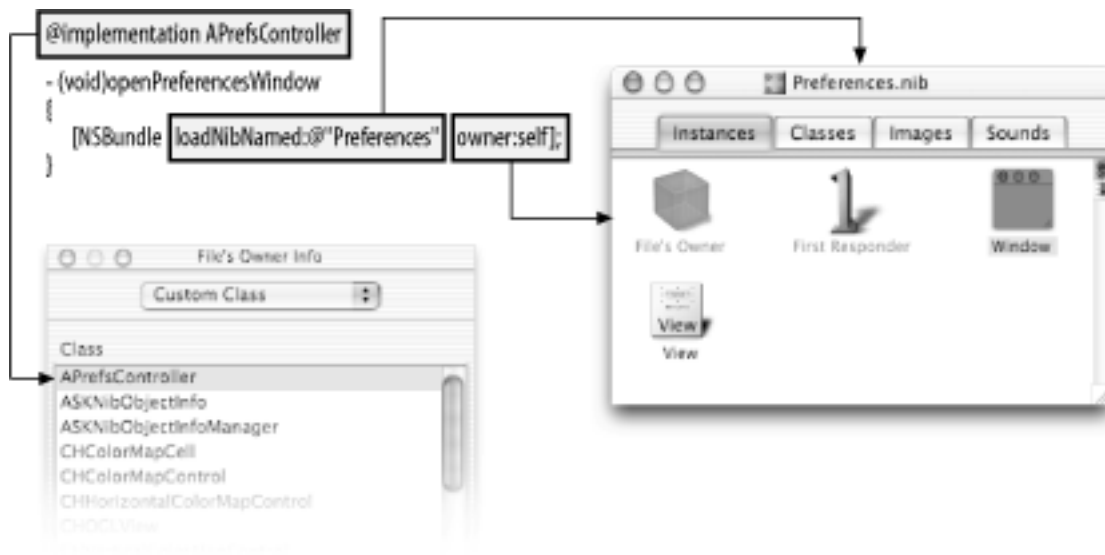
At any point during the execution of an application, you can load additional nibs. The Application Kit extends the Foundation class `NSBundle` (discussed in [Chapter 2](#)) to provide the ability to load nibs. The most straightforward way to load a nib is with the method `loadNibName:owner:`. This method searches the application bundle for the best localized nib file variant with the specified name and loads it into memory.

The `owner:` parameter lets you specify an object that will be the nib's owner. This object can be referenced by other objects in the nib file through the File's Owner proxy object, as illustrated in [Figure 3-2](#). By importing the header for the class of object that will load the nib, you can assign the class for the File's Owner from the Info panel's Custom Class pane. This lets you use the outlets and actions of this class to define connections to objects within the nib.



**Figure 3-2. The File's Owner relationship between a nib and an object in an application**





Click [here](#) to show toolbars of the Web Online Help System: [show toolbars](#)

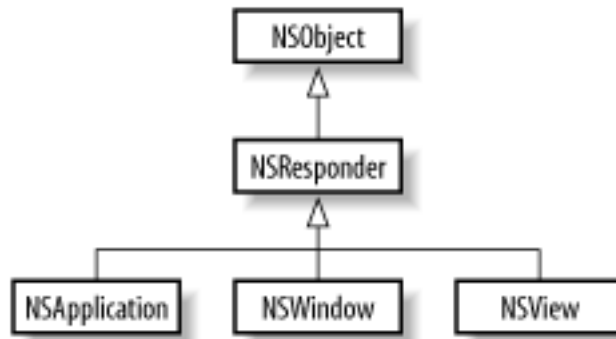
[\[ Team LiB \]](#)

◀ PREVIOUS    NEXT ▶

## 3.3 Application Architecture

The Application Kit's basic architecture is primarily implemented in three classes: `NSApplication`, `NSWindow`, and `NSView`. [Figure 3-3](#) shows the class hierarchy for these classes. Individually, these three classes provide the means for an application to interface with the operating system (and ultimately, the user) via connections to Quartz, the window server, and underlying Unix libraries through Core Foundation. Taken as a whole, these classes form the backbone of the Application Kit's event-handling infrastructure.

**Figure 3-3. The hierarchical relationship between `NSApplication`, `NSWindow`, and `NSView`; these three classes all have a common parent in `NSResponder`**



### 3.3.1 The Application

Fundamental to every Cocoa application is a singleton instance of `NSApplication` (accessible by using the class method `sharedApplication` or the global variable, `NSApp`). `NSApplication` provides a link to the window server and other essential operating system services. One of its most important responsibilities is management of the application's *run loop* and event handling. Run loops have the job of managing input from sources such as the mouse and keyboard (through the window server), ports, and timers. As the owner of the application's main run loop, `NSApplication` is the first stop for event processing in an application. Through a direct connection to the window server, `NSApplication` accepts events, packages them as Cocoa objects (instances of `NSEvent`), and dispatches them to the appropriate responder. `NSApplication` is also responsible for managing autorelease pools.

`NSApplication` is also concerned with other details, such as managing the main menu of an application, managing an application's Dock menu and icon, opening windows and sheets in modal run loops, hiding and unhiding the application, and application activation and deactivation. `NSApplication` also enables an application to connect to Mac OS X system services found in its Services menu.

#### 3.3.1.1 `NSApplicationMain`

Every application begins with the same function, named `main`, that every C program starts execution at. Project Builder places this function in the file `main.m` by default, and it has the following very simple

implementation:

```
int main(int argc, const char *argv[])
{
    return NSApplicationMain(argc, argv);
}
```

The `NSApplicationMain` function is responsible for bootstrapping an application and getting it running; it performs three tasks:

1. Instantiates the shared instance of `NSApplication`.
2. Loads the application's main nib file (specified in the application bundle's *Info.plist* under the key `NSMainNibFile`).
3. Starts the main run loop by invoking `NSApplication`'s `run` method.

### 3.3.1.2 The application delegate

Like many Cocoa classes, `NSApplication` can take a delegate object that allows customization of how the application behaves without requiring you to create a subclass. For example, you can tell an application that it should quit after the last window closes by assigning a delegate that implements the `applicationShouldTerminateAfterLastWindowClosed:` method to return `YES`. This behavior is practiced in many single-window, utility applications that are intended for short-term, transient use.

The following delegate methods give you other opportunities to respond to various changes in the state of the application:

- `applicationDidFinishLaunching:`
- `applicationWillHide:`
- `applicationDidUnhide:`
- `applicationWillResignActive:`
- `applicationDidBecomeActive:`
- `applicationWillTerminate:`

The easiest way to assign a delegate to your application's `NSApplication` object is from within Interface Builder. *MainMenu.nib*'s File's Owner represents the shared application instance, so you can connect an object directly by using its delegate outlet. It is also possible to assign an application delegate programmatically using `NSApplication`'s `setDelegate:` method.

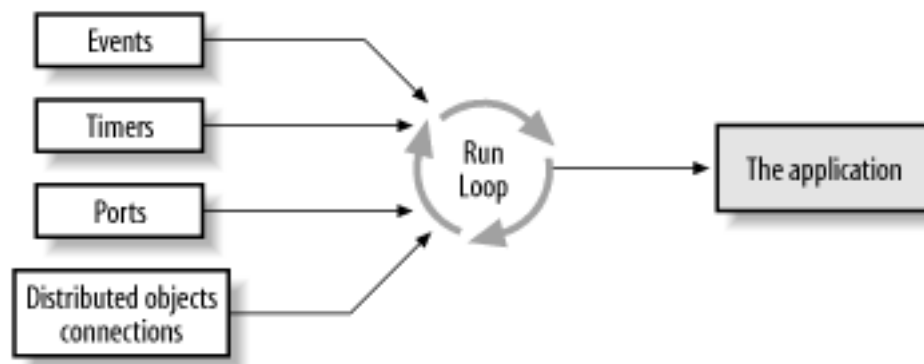
### 3.3.1.3 The run loop

Run loops monitor the various sources of input for an application—including timers, ports (receiving messages from other applications), Distributed Objects connections, and keyboard and mouse events from the window system—and dispatch them to the various parts of an application for handling. Because of their role in receiving and dispatching events, run loops are often referred to as *event loops*. `NSApplication` is responsible for creating and managing an application's main run loop.

Run loops work by polling each input source to see if there is input that needs to be processed. Multiple

input sources are handled in successive passes through the run loop. If an input source does require processing, then the run loop takes the necessary action to handle that input source. For example, if the run loop determines that a timer needs to be handled, it invokes the method specified by the timer in a target specified by the timer. Once this method invocation has returned, the run loop continues processing input. [Figure 3-4](#) illustrates how this process occurs.

**Figure 3-4. How run loops process input sources**



The Foundation class `NSRunLoop` is used as the interface to run loops. Generally you don't need to create or manage run loops, as this is taken care of by the application. Every thread in an application has a run loop created for it. However, `NSApplication` starts only the main application thread. If you create a new thread that needs to monitor input sources, you can obtain a reference to the run loop by using `NSRunLoop`'s method `currentRunLoop`; a `run` message to this run loop will set it in motion.

### 3.3.2 The Window

In Cocoa, the window is the foundation of all drawing, and it is a crucial link in the path of an event. Windows are instances of the class `NSWindow`, or one of its subclasses. The `NSWindow` class implements many parts of an application's machinery, such as the control of a window's level relative to other windows, window zooming and resizing, miniaturization, hiding and unhiding, activation, and deactivation. A subclass of `NSWindow`, `NSPanel`, adds behaviors to windows that make them suitable for utility purposes. The AppKit implements several `NSPanel` subclasses that give access to standard Mac OS X user interfaces, such Open and Save dialogs in `NSOpenPanel` and `NSSavePanel`, the font panel with `NSFontPanel`, and the Print dialog with `NSPrintPanel`.

#### 3.3.2.1 Delegate methods

Like `NSApplication`, `NSWindow` defines delegate methods that let you modify the window's default behavior. For example, a controller managing a document might change a window's default closing behavior, as shown in [Example 3-1](#).

#### Example 3-1. Altering the default closing behavior of a window

```
- (BOOL)windowShouldClose:(NSWindow *)window
{
    // If the document is clean, let the window close
    if ( ![documentData hasUnsavedChanges] ) {
        return YES;
    } else {
```

```
// Run an alert panel to ask the user if they want to
// save changes; return appropriate value
}
```

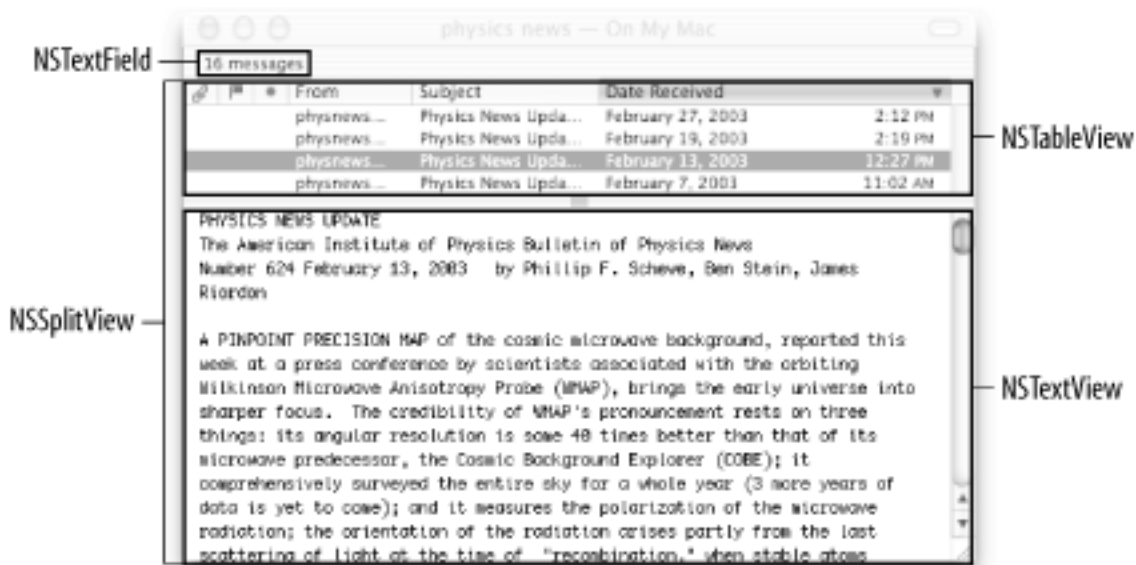
### 3.3.3 The View

**NSView**, an abstract class that provides support for Cocoa's basic drawing, event-handling, and printing architecture, is the third class in the AppKit trifecta. It is the parent class of every control in Cocoa, from buttons and sliders to tables and color wells. Due to **NSView**'s status as a child class of **NSResponder** (see [Figure 3-2](#)), all **NSView** subclasses can handle events. Additionally, **NSView** is the portal to Quartz; all custom drawing and graphics are handled by subclasses of **NSView** ([Chapter 4](#) discusses **NSView**'s relationship with Quartz and drawing graphics with **NSView**).

In the Application Kit, an interface's hierarchical composition is manifested as a *view hierarchy* in which every **NSView** is nested within a parent **NSView**. Any view may contain zero, one, or several *subviews*, and every subview has exactly one *superview*. The exception is the top-level view at the root of the hierarchy, which is the parent window's *content view*. To access the content view, use the **NSWindow** methods `contentView` and `setContentView:`.

For an example of a view hierarchy, consider the main window of Mail, shown in [Figure 3-5](#). Mail has a fairly simple view hierarchy. The window's top-level content view has two subviews: the **NSTextField** that displays the number of messages and an **NSSplitView**. This split view, in turn, has as its subviews an **NSTableView** and an **NSTextView**.

**Figure 3-5. View hierarchy of a simple Mail window**





There are actually two more view layers in the hierarchy between the split view, the table view, and the text view. Both `NSTableView` and `NSTextView` are generally contained within an `NSClipView`, which is then contained within `NSScrollView`. The scroll views are the true subviews of the `NSSplitView`. Thus, for the `NSTableView` the true hierarchy is `NSSplitView` → `NSScrollView` → `NSClipView` → `NSTableView`. Furthermore, a clip view is not the only child of a scroll view. The two scrollers are also view objects that are children of the scroll view.

Fortunately, Interface Builder interacts with `NSTableView` and `NSTextView` objects that are already part of the scroll view hierarchy, so you don't normally have to interact with the mechanics of scroll and clip views.

### 3.3.3.1 Managing the view hierarchy

`NSView` declares a number of methods that manage the view hierarchy. To add a subview to a view, use the method `addSubview:`, or `addSubview:positioned:relativeTo:`. To remove a subview invoke in the subview to remove the method `removeFromSuperview`. You can easily determine the superview of a view by sending that view a `superview` message; likewise, the subviews of a view can be returned as an `NSArray` of `NSViews` by sending that view a `subviews` message. When building an interface, you don't usually have to interact with the view hierarchy, as Interface Builder takes care of the details.

More important than knowing how to work with the view hierarchy is understanding how a view's geometry is defined both in terms of its coordinate system and the coordinate system of its superview. When a view is added to the hierarchy, it claims a rectangular region of its superview, known as the *frame*, as its own and takes responsibility for drawing in that region and handling events that originate in that region. The view's frame defines the position and size of the view within the coordinate system of its superview. You can modify the view's frame with methods such as `setFrame:` and `setFrameOrigin:`.

Another rectangle parameterizes the geometry of a view: the *bounds rectangle*. The bounds rectangle defines the view in terms of its own coordinate system. Another way of looking at it is that the frame gives an external description of the view while the bounds gives an interior description of the view. `NSView` declares the methods `frame` and `bounds` for retrieving these rectangles, which are of type `NSRect`.

You will often need to convert coordinates in one view's coordinate system to that of another view. `NSView` provides several methods for converting points, sizes, and rects between coordinate systems. For example, `convertPoint:fromView:` converts the specified point from the coordinate system of `fromView:` into the coordinate system of the receiver. The method `convertPoint:toView:` does the opposite, converting from the receiver's coordinate system to that of `toView:`. Similar methods convert `NSSizes` and `NSRects`.

`NSView`, being a subclass of `NSResponder`, is a key component of the event handling system. By subclassing `NSView`, developers provide event-handling capabilities by simply implementing the relevant event-handling methods (declared in `NSResponder`), such as `mouseMoved:`. The event-handling system invokes these methods automatically, when appropriate.

Another feature of `NSView` is *tracking rectangles*. Tracking rectangles are regions in a view that generate special events as the mouse moves through the rectangle. When the mouse enters a tracking rectangle, a mouse-entered event is generated. When the mouse exits the rectangle, a mouse-exited event is generated. Implement the methods `mouseEntered:` and `mouseExited:` to handle these events. Tracking

rectangles are defined with the methods `addTrackingRect: owner: userData: assumeInside:`. This method returns a tag identifying the tracking rectangle. A tracking rectangle may be removed by specifying the tag in the `removeTrackingRect:` method.

[\[ Team LIB \]](#)

◀ PREVIOUS

NEXT ▶

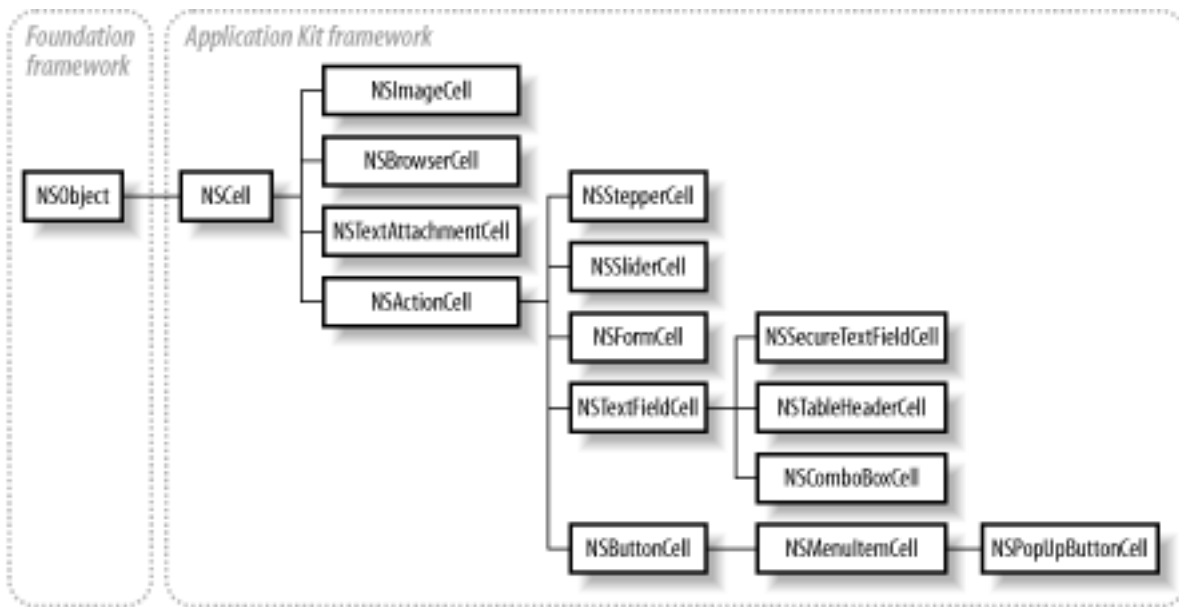
---

[This HTML Help has been published using the chm2web software.](#)

## 3.4 Controls

The most visible aspects of an application are the controls that users interact with. In Cocoa, control objects such as buttons, tables, sliders, and text fields all have a common parent class: `NSControl`, which is itself a subclass of `NSView`. Figures [Figure 3-6](#) and [3-7](#) show the class hierarchies for `NSCell` and `NSControl`, and [Table 3-1](#) describes the control classes implemented in the Application Kit.

**Figure 3-6. NSControl class hierarchy**



In general, a Cocoa control must have the ability to do several things:

- Draw itself on the screen.
- Respond to basic events such as a mouseclick or a drag.
- Send action messages to arbitrary objects in response to events.

`NSControl` gives some amount of control over when and how a control sends the action message to its target. Specifically, you can specify whether the action is to be sent only after the user has finished clicking the control (i.e., when the mouse button is raised), or if the action is to be sent continuously while the mouse button is depressed. You can set this behavior either in Interface Builder or by using the method `setContinuous:`.

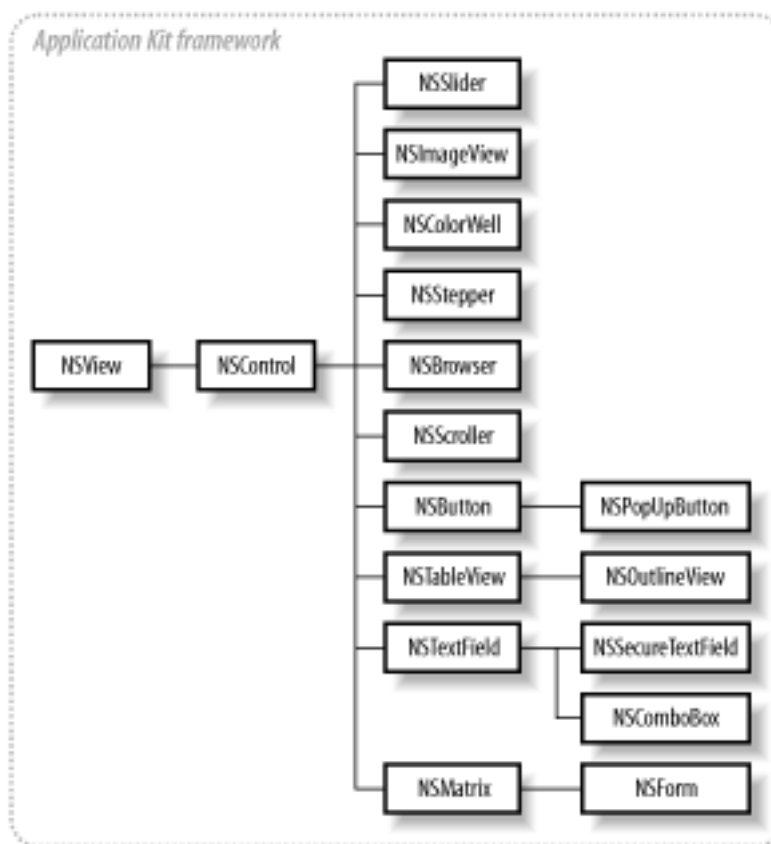
### 3.4.1 Cells

Most AppKit controls have associated cell classes, and in those cases the cell implements all drawing and event handling, while the control serves as a container within which the cell is drawn. A cursory comparison



of `NSCell` to `NSControl` makes it appear as though these classes unnecessarily duplicate each other's behavior (see [Figure 3-7](#)). For example, both classes declare methods such as `intValue`, `floatValue`, `doubleValue`, `stringValue`, `alignment`, and `font`. The impression is strengthened when considering `NSCell`'s responsibility for drawing many Application Kit controls, and that it takes over other similar roles you would expect from an `NSControl`. To understand the division of labor between cells and controls, consider the issues of performance and flexibility.

**Figure 3-7. NSCellclass hierarchy**



Because `NSControl` is a subclass of `NSView`, it comes with a lot of baggage (inherited instance variables and data structures) that take memory. As a result, the performance of an application can degrade as the number of `NSView` instances in an interface increases. `NSCell`, however, is a much more lightweight object.

Consider now the class `NSMatrix`. `NSMatrix` is a subclass of `NSControl` that manages a rectangular array of `NSCell`s. It is often used in situations when several similar controls are needed, such as for the keypad in the Calculator application, or in a spreadsheet. Consider the case of a 10-column by 10-row spreadsheet. Implementing such a spreadsheet with text views would require 100 instances of `NSTextField`. However, if you were to build a spreadsheet with an `NSMatrix` you would have just one instance of an `NSView` subclass and 100 instances of `NSTextFieldCell`, a decidedly lighter-weight class than `NSTextField`. Moreover, when drawing the matrix, there is just a single graphics context switch (as opposed to one context switch per view). You can see the advantage of using cells over views as the size of the spreadsheet increases.

Cells also facilitate the creation of composite controls that are composed of many different parts, such as table or browser views. `NSTableView`, for example, draws the contents of table columns with `NSTextFieldCells`. This can be changed to display the contents of a column using `NSComboBoxCell` or `NSButtonCell`.

[Table 3-1](#) summarizes the various Application Kit control and cell classes.

**Table 3-1. Various Application Kit control and cell classes**

Control class	Cell class	Description
<code>NSControl</code>	<code>NSCell</code>	The parent class of all controls; as an abstract class, it does not correspond to a real control
<code>NSBrowser</code>	<code>NSBrowserCell</code>	Displays hierarchical data with levels arranged in columns
<code>NSButton</code>	<code>NSButtonCell</code>	A simple push button
<code>NSPopUpButton</code>	<code>NSPopUpButtonCell</code>	Implements a pop-up or pull-down menu
<code>NSColorWell</code>	N/A	Selects and displays an <code>NSColor</code>
<code>NSImageView</code>	<code>NSImageCell</code>	Displays an image and allows dragging images to and from the control
<code>NSMatrix</code>	N/A	Displays rows and columns of controls, such as radio button controls
<code>NSForm</code>	<code>NSFormCell</code>	An <code>NSMatrix</code> of <code>NSFormCells</code> that are made up of an input text field and a label
<code>NSScroller</code>	N/A	A scrollbar control used in <code>NSScrollView</code> s
<code>NSSlider</code>	<code>NSSliderCell</code>	A slider control
<code>NSTableView</code>	N/A	A control that displays data arranged in rows and columns
<code>NSOutlineView</code>	N/A	Displays hierarchical data in an expandable/collapsible list

<code>NSStepper</code>	<code>NSStepperCell</code>	A control with two buttons that increment or decrement its value
<code>NSTextField</code>	<code>NSTextFieldCell</code>	Displays and inputs text
<code>NSComboBox</code>	<code>NSComboBoxCell</code>	A control that lets you enter text directly or click an attached arrow to reveal a pop-up menu list of items
<code>NSSecureTextField</code>	<code>NSSecureTextFieldCell</code>	A <code>NSTextField</code> subclass that displays all characters as dots

[\[ Team LiB \]](#)

[◀ PREVIOUS](#) [NEXT ▶](#)

[This HTML Help has been published using the chm2web software.](#)

Click [here](#) to show toolbars of the Web Online Help System: [show toolbars](#)

[\[ Team LiB \]](#)

◀ PREVIOUS    NEXT ▶

## 3.5 Menus

The `NSMenu` and `NSMenuItem` classes implement menus in Cocoa. `NSMenu` provides an implementation for actual menus, while `NSMenuItem` represents individual items within menus. An application's menus appear in the main menu bar across the top of the screen. By and large, an application's main menu is assembled in Interface Builder, which provides facilities for editing menu structures and setting menu item targets and actions. Additionally, Interface Builder has several pre-configured menus, such as File and Edit that contain standard menu items familiar to users. An application's main menu is contained in the main nib of an application.

Every application also has a Dock menu, which pops up when you right-click on an application's Dock icon. Dock menus are easily created in Interface Builder by connecting an instance of `NSMenu` to the File's Owner's `dockMenu` outlet. Alternatively, the application delegate can supply a Dock menu by implementing the method `applicationDockMenu`: (this is useful if you want to dynamically reconfigure the menu). A third way of specifying a Dock menu is to assemble the `NSMenu` object in a nib and specify the nib's file name in the application's `Info.plist` file under the `AppleDockMenu` key.

`NSView` objects manage contextual menus. In Interface Builder, every view has a `menu` outlet, which can be connected to an `NSMenu` object. The menu that you connect to this outlet will appear as a contextual menu when you right-click over the view. Contextual menus can be assigned to a view by overriding the method `menuForEvent`: in `NSView` subclasses. This method has an `NSEvent` object as the parameter and should be implemented to return an `NSMenu`. Because an event object is provided in this method, you can use it to return a menu based, for example, on the location of the event within the view. [Example 3-5](#), in [Section 3.9.1](#), shows how to extract this information from an `NSEvent` object.

[\[ Team LiB \]](#)

◀ PREVIOUS    NEXT ▶

[This HTML Help has been published using the chm2web software.](#)

Click [here](#) to show toolbars of the Web Online Help System: [show toolbars](#)

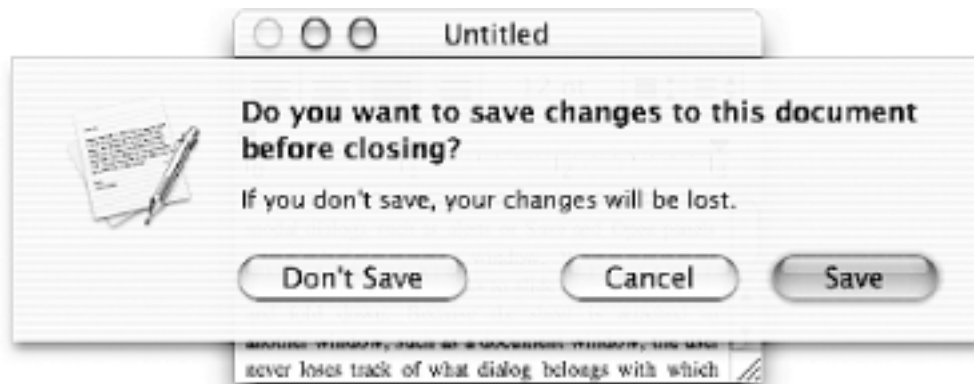
[\[ Team LiB \]](#)

◀ PREVIOUS    NEXT ▶

## 3.6 Sheets

Sheets implement window modal (as opposed to *application* modal) dialogs that are attached to the window. Thus, when a dialog pops up asking for attention, it blocks interaction only with that particular window, not the entire application. When a sheet is opened or closed, it appears to slide out of the title bar. Because the sheet is attached to another window, such as a document window, the user never loses track of what dialog belongs with which window. [Figure 3-8](#) shows an example of a sheet.

**Figure 3-8. A TextEdit sheet asking if you want to save changes**



The Application Kit defines a number of convenient functions for displaying standard alert and message sheets, including `NSBeginAlertSheet`, `NSBeginInformationalAlertSheet`, and `NSBeginCriticalAlertSheet`. Each function takes the same parameters; they differ only in the icon displayed on the left of the sheet. The function prototype for `NSBeginAlertSheet` is the following:

```
void NSBeginAlertSheet(NSString *title,  
                      NSString *defaultButton,  
                      NSString *alternateButton,  
                      NSString *otherButton,  
                      NSWindow *docWindow,  
                      id modalDelegate,  
                      SEL didEndSelector,  
                      SEL didDismissSelector,  
                      void *contextInfo,  
                      NSString *msg, ...)
```

[Table 3-2](#) describes each parameter.

**Table 3-2. Parameters for alert sheet functions**

Parameter	Description
<code>Title</code>	The title of the sheet, displayed at the top of the sheet in bold-faced font.
<code>defaultButton</code>	The title of the sheet's default button, generally "OK". Passing <code>nil</code> or an empty string will give a localized default button title (i.e., "OK" in English).
<code>alternateButton</code>	The title of the sheet's alternate button, such as "Don't Save," that appears on the left side of the sheet when three buttons are present. Passing <code>nil</code> causes this button to not be created.
<code>otherButton</code>	Title for a third button, such as "Cancel", that appears in the middle. Passing <code>nil</code> causes this button to not be created.
<code>docWindow</code>	The window to which the sheet is attached.
<code>modalDelegate</code>	The object that handles user interaction with the sheet.
<code>didEndSelector</code>	A selector of the method implemented by the modal delegate that will be invoked when the modal session is ended, but before the sheet is dismissed.
<code>didDismissSelector</code>	Selector of the method implemented by the modal delegate is invoked after the sheet is dismissed. This may be <code>NULL</code> if you don't want to end a <code>didDismissSelector</code> .
<code>contextInfo</code>	Pointer to additional data to be passed to <code>didEndSelector</code> or <code>didDismissSelector</code> .
<code>msg</code>	A <code>printf</code> formatted message to be displayed in the sheet. Optional <code>printf</code> -style arguments may follow the message.

An alert similar to the one in [Figure 3-8](#) can be created with a call to `NSBeginInformationalAlertSheet`, as shown in [Example 3-2](#).

### Example 3-2. Creating an alert sheet with `NSBeginInformationalAlertSheet`

```
NSBeginInformationalAlertSheet(
    @"Do you want to save changes to \
```

```

        this document before closing?"
@"Save",
@"Don't Save",
@"Cancel ",
mainWindow,
self,
@selector(sheetDidEnd:returnCode:contextInfo:),
NULL,
NULL,
@"If you don't save, your changes will be lost.");

```

You can display any window as a sheet by using APIs provided by `NSApplication`. To display a sheet, invoke the following method:

```

beginSheet:modalForWindow:
    modalDelegate:didEndSelector:contextInfo:

```

The first argument, `beginSheet:`, is the `NSWindow` we wish to display as a sheet. The `modalForWindow:` argument specifies the window to which the sheet is attached. Since application execution continues while a sheet is open, the sheet uses a modal delegate to handle user interaction. This delegate is assigned in the `modalDelegate:` argument. The callback method is indicated in `didEndSelector:` and has the following signature:

```

- (void)sheetDidEnd:(NSWindow *)sheet
    returnCode:(int)returnCode
    contextInfo:(void *)contextInfo;

```

In this method, `contextInfo:` is the object passed in the `NSApplication` method used to open the sheet. It is used to optionally pass arbitrary information between the creator of the sheet and the modal delegate.

To end a document modal session, use `NSApplication`'s methods `endSheet:` or `endSheet:returnCode:`. Each method takes the sheet window as a parameter. The second, `endSheet:returnCode:`, also takes an integer return code that is passed to the `didEndSelector:` method. [Example 3-3](#) shows how to open and close a sheet in an application.

### Example 3-3. Using sheets in an application

```

/*
 * This method is invoked to open a sheet.
 * Assume sheetWindow and mainWindow are Interface Builder
 * outlet instance variables connected to windows in a nib.
 */
- (void)openSheet:(id)sender
{
    SEL selector = @selector(sheetDidEnd:returnCode:contextInfo:);

    [NSApp beginSheet:sheetWindow
        modalForWindow:mainWindow
        modalDelegate:self
        didEndSelector:selector
        contextInfo:NULL];
}

```

```

/*
 * This could be the action of the "Cancel" button of the sheet
 * in Figure 3-8.
 */
- (void)cancelSheet: (id) sender
{
    [NSApp endSheet: sheetWindow returnCode: NSCancelButton];
}

/*
 * This could be the action of the "Save" button of the sheet
 * in Figure 3-8.
 */
- (void)acceptSheet: (id) sender
{
    [NSApp endSheet: sheetWindow returnCode: NSOKButton];
}

- (void)sheetDidEnd: (NSWindow *) sheet
    returnCode: (int) returnCode
    contextInfo: (void *) contextInfo
{
    /*
     * Can do something here based on the value of returnCode
     * or do something in the button actions themselves.
     */
    if ( returnCode == NSOKButton ) {
        // If OK was clicked...
    } else if ( returnCode == NSCancelButton ) {
        // If Cancel was clicked...
    }

    [sheet orderOut: nil];
}

```

In this example, `NSOKButton` and `NSCancelButton` are global constants often used to identify those buttons in a dialog. The `endSheet:` methods only end the document modal session; they do not remove the sheet from the screen. To hide the sheet, send an `orderOut:` message to the sheet window, which [Example 3-3](#) does in the callback method `sheetDidEnd:returnCode:contextInfo:`.

Finally, there are yet more ways to display sheets: the AppKit classes that implement standard Mac OS X user interfaces, such as `NSPrintPanel` and `NSOpenPanel`, all provide ways to display their respective interfaces as document modal sheets.



Click [here](#) to show toolbars of the Web Online Help System: [show toolbars](#)

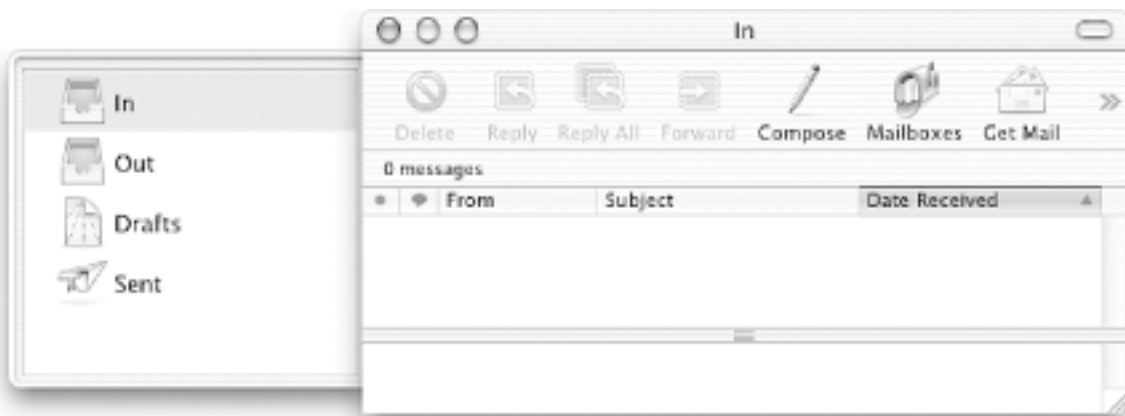
[\[ Team LIB \]](#)

◀ PREVIOUS    NEXT ▶

## 3.7 Drawers

Drawers provide additional window space for an application's interface, and can easily be tucked away from view when not in use. Drawers are ideal for controls that are frequently used, but don't need to be visible at all times. [Figure 3-9](#) shows an example of a drawer in Mail.

**Figure 3-9. The mailboxes drawer from Mail.app**



The class `NSDrawer` defines the behavior of drawers. Interface Builder provides the ability to create drawers and attach them to windows. The window that a drawer is associated with is called the *parent window*. Like windows, drawers contain a view hierarchy. The top-level view of this hierarchy is the drawer's *content view*. `NSDrawer` objects in Interface Builder have outlets connected to the drawer's parent window and content view. Alternatively, you can set a drawer's parent window of a drawer with the method `setParentWindow:` and set the content view with `setContentView:`.

When a drawer opens or closes, it slides from an edge of the parent window. Drawers have a preferred edge of the parent window on which they try to open. Without sufficient room between the preferred edge and the adjacent edge of the screen display, the drawer opens on the opposite side of the window. The preferred edge may be any side of the window: top, bottom, left, or right. You can access this property with `setPreferredEdge:` and `preferredEdge`. In these methods, the edge is represented by the data type `NSRectEdge`, which has the possible constant values `NSMinXEdge`, `NSMaxXEdge`, `NSMinYEdge`, and `NSMaxYEdge`.

A drawer's state is determined by the `state` method. The state of a drawer can be specified with `NSDrawerClosedState`, `NSDrawerOpenState`, `NSDrawerClosingState`, or `NSDrawerOpeningState`. To open a drawer, send an `open` message. If the drawer is open, nothing happens. To close a drawer, invoke `close`, which will do nothing if the drawer is already closed. Each method has an counterpart that is appropriate for use as the action of an interface object: `open:` and `close:`. Additionally, the `toggle:` action method closes an open drawer and opens a closed drawer.



Click [here](#) to show toolbars of the Web Online Help System: [show toolbars](#)

[\[ Team LiB \]](#)

◀ PREVIOUS    NEXT ▶

## 3.8 Toolbars

Cocoa implements toolbars in the `NSTool bar` and `NSTool barI tem` classes. `NSTool bar` implements the toolbar itself, while `NSTool barI tem` represents the individual icons and controls within the toolbar.



Unfortunately, as of the December 2002 release of the Developer Tools, toolbars cannot be created within Interface Builder. Instead, you have to create them manually with code.

To create a toolbar, instantiate an instance of `NSTool bar` and initialize it with the method `ini tWi thI denti fier:`. The identifier in this method is a string that identifies the toolbar within an application (it is used, for example, in document-based applications to reflect changes in a toolbar in one document window in all the toolbars of all open document-windows). To attach a toolbar to a window, invoke `NSWi ndow`'s `setTool bar:`; the `tool bar` method of `NSWi ndow` returns a window's assigned toolbar.

`NSWi ndow` provides a two action methods for interacting with toolbars. The method `to ggl eTool barShown:` hides and shows the toolbar. This is the action for the "Hide Toolbar" menu item (as well as the pill-shaped button on the right side of the window's title bar). Note that `to ggl eTool barShown:` causes the title of this menu item to alternate between "Hide Toolbar" and "Show Toolbar". This method relies on `NSTool bar`'s `i sVi si bl e` and `setVi si bl e:` methods. `i sVi si bl e` returns `YES` if the toolbar is present, and `NO` otherwise; `setVi si bl e:` takes a `BOOL` indicating whether the toolbar should be hidden or shown.

`NSWi ndow`'s `runTool barCust omi zati onPal ette:` method is the action method for the "Customize Toolbar..." menu item. It uses `NSTool bar`'s `runCust omi zati onPal ette:` and `cust omi zati onPal etteI sRunni ng` methods. The `runCust omi zati onPal ette:` opens a sheet for the customization palette and dismisses the sheet when the user is done.

`NSTool barI tem` represents the buttons, icons, and controls within a toolbar. The `ini tWi thI temI denti fier:` method initializes instances of `NSTool barI tem`. The item identifier is a string that uniquely identifies the toolbar item. The Application Kit provides a number of standard toolbar items, such as the "Colors" and "Fonts" items, as well as separator and space items. Passing one of the string constants listed in [Table 3-3](#) creates these standard toolbar items.

**Table 3-3. Standard toolbar item identifiers**

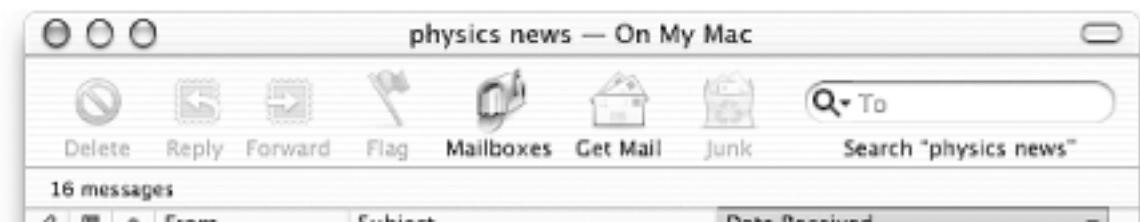
Item identifier	Description

<code>NSToolbarSeparatorItemIdentifier</code>	The Separator item
<code>NSToolbarSpaceItemIdentifier</code>	The Space item
<code>NSToolbarFlexibleSpaceItemIdentifier</code>	The Flexible Space item
<code>NSToolbarShowColorsItemIdentifier</code>	The Color item, which displays the color panel
<code>NSToolbarShowFontsItemIdentifier</code>	The Fonts item, which displays the font panel
<code>NSToolbarCustomizeToolbarItemIdentifier</code>	The Customize item, which opens the toolbar customization palette
<code>NSToolbarPrintItemIdentifier</code>	The Print item, which sends a <code>printDocument:</code> message to <code>firstResponder</code>

You can set many attributes in a toolbar item. Minimally, you should assign the toolbar item a label, an image, an action, and a target. The item label is set with the method `setLabel:`. This label appears under the item image in the toolbar. You can also give the toolbar item a more descriptive label that appears in the customization palette by using the method `setLabel:`. The icon image of the toolbar item is set with `setImage:`, which takes an `NSImage` as its argument. To set the target/action pair of the toolbar item, use `setTarget:` and `setAction:`. If you do not set the target, the action of the toolbar item is invoked in the first responder that implements it.

A toolbar item can be either a simple icon button, such as the Mailboxes and Junk icons shown in [Figure 3-10](#), or a custom `NSView` containing any control you wish. The Search field in [Figure 3-10](#) is an example of a toolbar item that uses a custom view rather than an icon button. The simple icon buttons are created by giving the toolbar item an image, as discussed in the last paragraph. To assign a custom view to a toolbar item, use the method `setView:`.

**Figure 3-10. The Mail toolbar**



`NSToolbar` relies on a delegate object to supply the toolbar items that populate the toolbar and the customization palette. The delegate should be able to return an `NSToolbarItem` for every control that might appear in the toolbar. You can set this delegate by sending a `setDelegate:` message to the toolbar. The delegate is required to implement the following three methods:

### `toolbar:itemForItemIdentifier:willBeInsertedIntoToolbar:`

This method should return a fully configured instance of `NSToolBarItem` for the specified toolbar and item identifier. The `willBeInsertedIntoToolbar:` flag indicates whether the item is about to be inserted into the toolbar. If this parameter is `YES`, you can expect that the delegate method `toolbarWillAddItem:` will be called soon.

### `toolbarAllowedItemIdentifiers:`

This method should return an `NSArray` of item identifier strings for all items that may go into the toolbar. The order of the item identifiers in the returned array determines the order in which the items appear in the customization palette.

### `toolbarDefaultItemIdentifiers:`

This method returns an `NSArray` of item identifiers for the items that make up the default toolbar. The order of the item identifiers in this array determines the order in which items appear in the default toolbar.

Optionally, the toolbar delegate may implement the following two methods:

### `toolbarWillAddItem:`

Called just before a toolbar item is added to a toolbar. The parameter is a notification posted by the toolbar. The object of this notification is the toolbar to which the item will be added. The toolbar item is available in the `userInfo` dictionary under the key `@item`.

### `toolbarDidRemoveItem:`

Called just after a toolbar item is removed from a toolbar. The parameter is a notification posted by the toolbar. The object of this notification is the toolbar from which the item will be removed. The toolbar item is available in the `userInfo` dictionary under the key `@item`.

[Example 3-4](#) shows how a toolbar delegate is implemented to create a simple toolbar.

## Example 3-4. Implementing a toolbar delegate

```
- (NSArray *) toolbarAllowedItemIdentifiers: (NSToolbar*) toolbar
{
    return [NSArray arrayWithObjects:@"Item1",
                                     @"Item2",
                                     NSToolbarSeparatorItemIdentifier,
                                     NSToolbarSpaceItemIdentifier,
                                     NSToolbarFlexibleSpaceItemIdentifier,
                                     NSToolbarShowColorsItemIdentifier,
                                     NSToolbarCustomizeToolbarItemIdentifier,
                                     nil];
}
```

```

- (NSArray *)toolbarDefaultItemIdentifiers: (NSToolbar*) toolbar
{
    return [NSArray arrayWithObjects:@"Item1",
                                     NSToolbarFlexibleSpaceItemIdentifier,
                                     @"Item2", nil];
}

- (NSToolbarItem *)toolbar: (NSToolbar *) toolbar
  itemForItemIdentifier: (NSString *) itemIdentifier
  willBeInsertedIntoToolbar: (BOOL) flag
{
    NSToolbarItem *item = [[NSToolbarItem alloc]
                           initWithIdentifier:itemIdentifier];

    /*
     * If customize the item based on the identifier;
     * Standard toolbar items fall through and are returned
     */
    if ( [itemIdentifier isEqualToString:@"Item1" ] ) {
        [item setLabel:@"Do This"];
        [item setAction:@selector(doThis)];
        [item setImage:[NSImage imageNamed:@"DoThis"]];
    } else if ( [itemIdentifier isEqualToString:@"Item2"] ) {
        [item setLabel:@"Do That"];
        [item setAction:@selector(doThat)];
        [item setImage:[NSImage imageNamed:@"DoThat"]];
    }
    return [item autorelease];
}

```

Click [here](#) to show toolbars of the Web Online Help System: [show toolbars](#)

[\[ Team LiB \]](#)

◀ PREVIOUS    NEXT ▶

## 3.9 Event Handling

Earlier in this chapter, you learned that `NSApplication`, `NSWindow`, and `NSView` share a common parent class: `NSResponder`. This class plays a central role in the AppKit event handling system, as it declares the interface to any class that can respond to events.

To handle events, it is often sufficient to understand how to create a suitable subclass of `NSResponder` (a custom view, for example) and implement the relevant methods (e.g., `mouseDown:`). The application framework is responsible for ensuring that the appropriate method is invoked on the right object.

The event handling architecture is built on three major ideas: *event messages*, *action messages*, and the *responder chain*. As discussed earlier, events enter an application through the window server and are dispatched by `NSApplication`, with the method `sendEvent:`, to forward the event to the appropriate object.

The event model also deals with action messages. Objects, usually interface controls, create actions within the application that can be routed to a target object. The method used to dispatch action messages is `NSApplication`'s `sendAction:to:from:`. The `sendAction:` parameter is a selector for the action method to be invoked in the target, the `to:` parameter is the action's target, and `from:` is the sender of the action. It is possible that the target is unspecified, in which case the action is sent up the full responder chain, and the first responder object that implements the message responds to it.

As for event handling, a window may be the *key window*, the *main window*, or both. At any point in time, there is only one key and one main window (they may be the same). `NSApplication` always sends mouse and key events to the key window. `NSWindow` implements the method `sendEvent:` to route the event to the proper view within the window. This view is the most tightly nested view within the hierarchy over which the event occurred. If the view does not handle the event, then the event is sent to the view's *next responder*, which is usually its superview.

Action messages, on the other hand, are sent first to the key window's first responder, and follow the responder chain up to the window's content view. If no part of the responder chain handles the action, the window object and window delegate are given a chance to respond to the action. If the main window differs from the key window, the process repeats for the main window. Finally, if the main window and its responder chain do not respond to the action, the `NSApplication` object and its delegate are given a chance to respond. Thus, mouse and key events are always directed to the key window. If the key window is different from the main window, the main window is not given a chance to handle mouse and key events.

### 3.9.1 Event Objects

Every event responder method has the event object as its single argument. From this object, you can extract relevant information about the event, such as where the mouse is located in the window, or which key on the keyboard was pressed. [Example 3-5](#) shows how to work with mouse-generated events.

#### Example 3-5. Working with mouse events

```

- (void)mouseDown: (NSEvent *)theEvent
{
    NSPoint winLoc = [theEvent locationInWindow];
    NSPoint viewLoc = [self convertPoint: winLoc fromView: nil];
}

```

In this example, the `locationInWindow` method returns an `NSPoint` object, which gives the location of the event in the window's coordinate system. In the next line, you use the `NSView` method, `convertPoint:fromView:`, to convert the point from the coordinate system of one view to the coordinate system of the receiver. By passing `nil` as the second argument, you convert the point from the base coordinate system of the window to that of the receiver view.

Responding to keyboard events is similar, although the important characteristic is not the location, but the key that is pressed. [Example 3-6](#) shows how to respond to key events. To discover which specific key was pressed, use the `characters` method.

### Example 3-6. Responding to key events

```

- (void)keyDown: (NSEvent *)theEvent
{
    NSString *key = [theEvent characters];

    if ( [key isEqualToString:@"c"] ) {
        // Handle event here for the 'c' key pressed
    }
}

```

## 3.9.2 The Responder Chain

The final piece of the event model—the glue that holds it all together—is the *responder chain*. The responder chain gives objects that may potentially respond to an event or action a chance to do so. This results in an extremely flexible response model, as the originator of the event or action is decoupled from the ultimate destination.

The responder chain is a series of linked `NSResponder` objects. When an event or an action occurs, it is dispatched to what is known as the first responder, which is given the first chance to respond to the event or action. If the first responder is incapable of responding, then the next responder object in the chain is given a chance to respond. Events and actions are sent up the responder chain until an object is found that can respond to the message. Typically the Application Kit picks the first responder automatically in response to normal user interaction with the interface. In other words, the object that is clicked or that receives typing is the first responder.

When constructing an interface in Interface Builder, you typically assign a specific object as the target for a control's action. Interface Builder provides a mechanism for actions to be sent to the responder chain, rather than a specific target object. This is done by connecting an object's action to the First Responder proxy object in the nib window.

First Responder represents `nil`. If a control has a value for its target, it sends its action directly to that target. If the target is `nil`, this results in a "nil-targeted-action", denoting that the action should be passed to the responder chain (equivalent to passing `nil` as the message recipient in `NSApplication`'s `sendAction:`



to: from:).

The responder chain pattern is especially convenient when your interface and controller classes are split among several nib files. Using the First Responder in Interface Builder lets you send actions from a control in one nib to an object in another. This is common when working with document-based applications that have the main menu in one nib and the document interface and class in another.

[\[ Team LiB \]](#)

◀ PREVIOUS

NEXT ▶

---

[This HTML Help has been published using the chm2web software.](#)

Click [here](#) to show toolbars of the Web Online Help System: [show toolbars](#)

[\[ Team LiB \]](#)

◀ PREVIOUS    NEXT ▶

## 3.10 Document-Based Applications

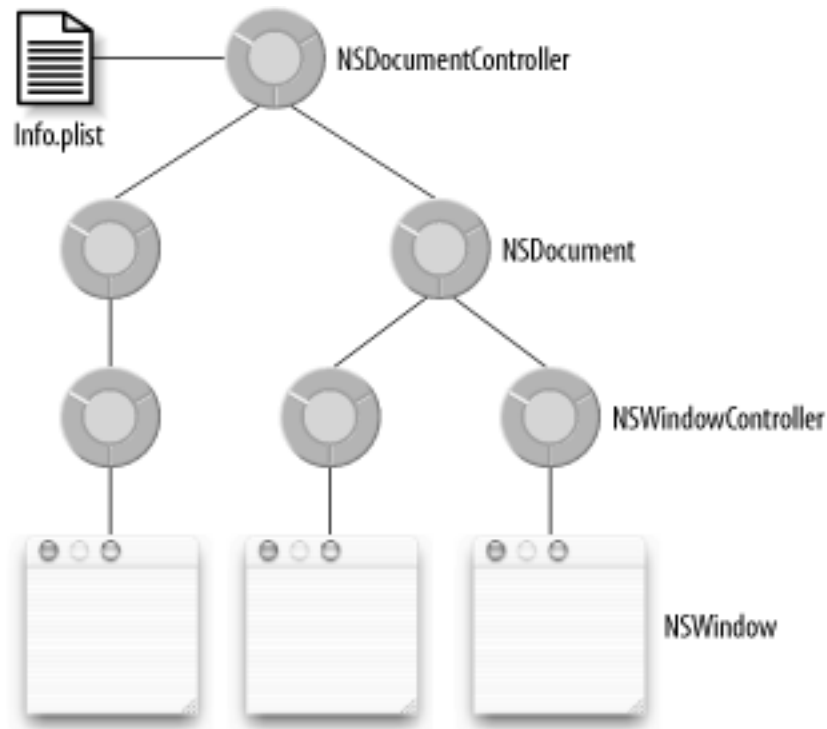
Most applications create, manage, and edit documents. A document can be anything that stores persistent data. Moreover, these applications all duplicate common functionality, such as the ability to create new documents, open existing documents, and manage multiple open documents. Cocoa provides a multiple-document application architecture that implements most of the basic functionality shared by all document-based applications. Cocoa document-based application architecture centers on the `NSDocument`, `NSDocumentController`, and `NSWindowController` classes.

When developing a document-based application, most development effort is likely to be spent implementing subclasses of `NSDocument`; any document-based application must have at least one `NSDocument` subclass, but may have more (think of AppleWorks, for example). In MVC terminology, an `NSDocument` is a controller object; it manages a document's persistent data, and to project that data into a view. This means that minimally an `NSDocument` subclass must know how to load data into a form useable by the application, as well as how to store this data into a persistent form. A well-implemented document subclass also provides support for printing, undo/redo operations, and edited status tracking.

An `NSDocumentController` instance is the administrator of a document-based application. It is responsible for servicing user requests to create, open, and save documents. `NSDocumentController` serves the integral role of the *document factory*. `NSDocument` knows how to load a file's contents as the document's data, and `NSDocumentController` knows how to create `NSDocument` objects under different circumstances. For example, File → New is wired to tell `NSDocumentController` to create an instance of the application's `NSDocument` subclass with no initial data. When you choose a file via File → Open, you tell `NSDocumentController` to create an instance of the document class and load the selected file's contents into that document.

If an application has more than one `NSDocument` subclass (say, to support different document and data formats), `NSDocumentController` knows which subclass to instantiate based on the requested document type. Document types are mapped to `NSDocument` subclasses in the application's *Info.plist*. Each subclass of `NSDocument` is tailored to support a different data model (i.e., file format). Instances of the document-based application architecture classes relate to one another in a multi-tier tree. At runtime, a document-based application has a single instance of `NSDocumentController` (accessed using the `sharedDocumentController` class method). This instance of `NSDocumentController` owns and manages zero, one, or more instances of `NSDocument`. Each `NSDocument` instance, in turn, owns and manages one or more instances of `NSWindowController`, which each own an instance of `NSWindow`. [Figure 3-11](#) shows this arrangement.

**Figure 3-11. The runtime relationship of `NSDocumentController`, `NSDocument`, `NSWindowController`, and `NSWindow` objects**



In simple document-based applications, where every document has just a single window, there may be no need to implement custom `NSWindowController` classes. The document architecture, however, allows you to create applications where there may be different or replicated views of the same data, e.g., a 3D drawing app where different windows may contain views and controls for wire frame, rendered and points-in-space representations; or a text editor where two windows might show different parts of the same file. In this variation of MVC, two controller classes work with together: `NSDocument` is the data model controller, and `NSWindowController` is the view controller. Your `NSDocument` subclass should manage the data model, and one or more subclasses of `NSWindowController` manage the windows that present the data.

Click [here](#) to show toolbars of the Web Online Help System: [show toolbars](#)

[\[ Team LiB \]](#)

◀ PREVIOUS    NEXT ▶

## Chapter 4. Drawing and Imaging

The Application Kit has a diverse set of graphics classes. These classes range from `NSQuickDrawView`, which lets developers use legacy graphics code based on the QuickDraw APIs in their Cocoa application, to `NSOpenGLView`, which provides a way to display OpenGL-based 3D graphics. The focus of this chapter, however, is on the 2D drawing and imaging classes that provide a high-level interface to Mac OS X's graphics system, Quartz. [Table 4-1](#) enumerates the classes discussed in this chapter.

**Table 4-1. Application Kit drawing and imaging classes**

Class	Description
<code>NSAffineTransform</code>	Defines an interface for creating and applying affine transforms that map points in one coordinate space to another
<code>NSBezierPath</code>	Draws PostScript-style lines and curves that enable the construction of arbitrary paths
<code>NSBitmapImageRep</code>	Interprets bitmapped image data, such as those stored as TIFF, BMP, GIF, JPEG, or PNG file types
<code>NSCachedImageRep</code>	Stores image data as a cached representation
<code>NSColor</code>	Represents a color as an object with support for several color spaces and color calibration
<code>NSCustomImageRep</code>	An image representation that allows the client to determine how the image is rendered
<code>NSEPSImageRep</code>	An image representation subclass that represents PostScript (EPS) formatted image data

<a href="#">NSGraphicsContext</a>	Represents configurations for Quartz's graphics rendering engine and allows the client to determine how characteristics of graphics objects, such as Bezier paths, are rendered
<a href="#">NSImage</a>	Stores and draws an image to screen
<a href="#">NSImageRep</a>	Lets <a href="#">NSImage</a> simultaneously represent an image's data in several formats defined by its six concrete subclasses
<a href="#">NSPDFImageRep</a>	Represents image data stored as a PDF
<a href="#">NSPICTImageRep</a>	Represents image data in Macintosh PICT format

[\[ Team LiB \]](#)

[◀ PREVIOUS](#) [NEXT ▶](#)

[This HTML Help has been published using the chm2web software.](#)

Click [here](#) to show toolbars of the Web Online Help System: [show toolbars](#)

[\[ Team LiB \]](#)

◀ PREVIOUS    NEXT ▶

## 4.1 The Role of Quartz

Quartz is the foundation of Cocoa's 2D graphics capabilities. It provides many advanced graphics capabilities, including color management, path-based drawing, transparency, and anti-aliasing. It uses the same fundamental model of drawing as Adobe's Portable Document Format (PDF).

Quartz is actually two individual pieces of software in Mac OS X—*Quartz Compositor* and *Quartz 2D*. The Quartz Compositor is the underlying system service responsible for drawing the graphical user interface to screen from sources such as Quartz 2D, QuickTime, OpenGL, and QuickDraw. Quartz 2D, on the other hand, is an Application Programming Interface (API) for drawing and manipulating 2D graphics. This chapter concentrates on Quartz 2D's drawing functionality.

You can access the Quartz 2D API directly through the *CoreGraphics* framework, but it is far more convenient to use the Cocoa classes that provide an easy-to-use interface to Quartz, including *NSBezierPath*, *NSView*, *NSImage*, and *NSGraphicsContext*. These classes provide the functionality to render paths, text, and images to screen or to the printed page.

[\[ Team LiB \]](#)

◀ PREVIOUS    NEXT ▶

---

[This HTML Help has been published using the chm2web software.](#)

Click [here](#) to show toolbars of the Web Online Help System: [show toolbars](#)

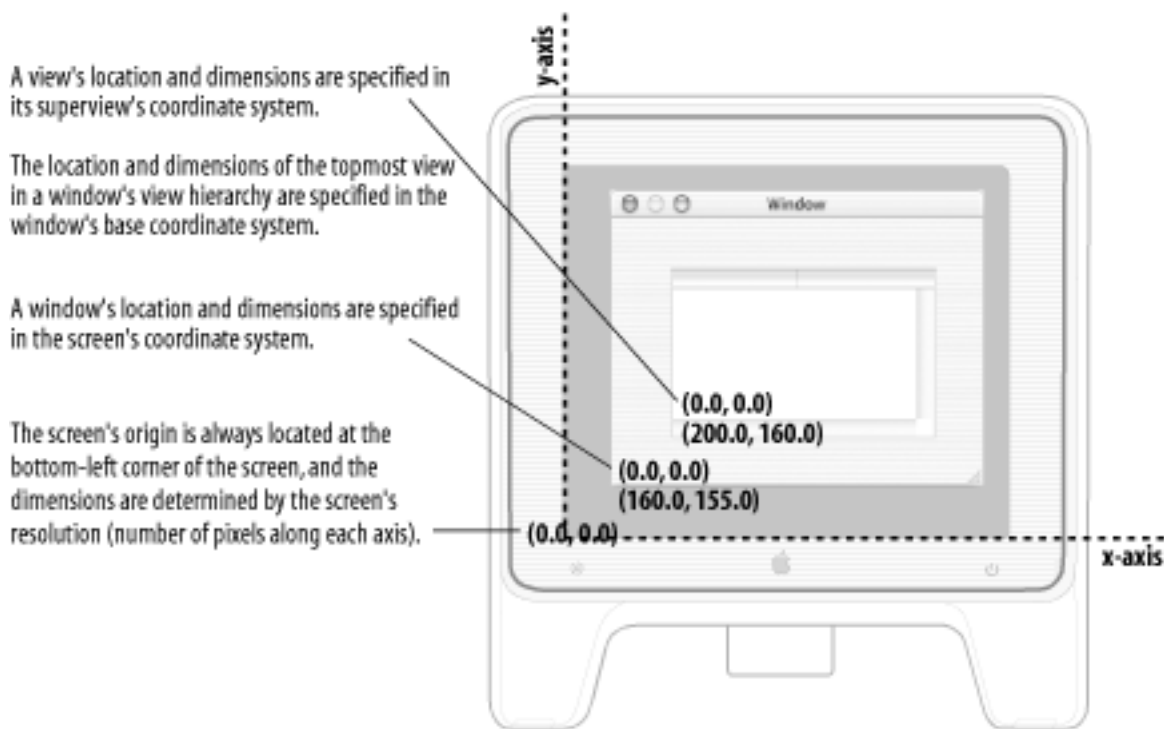
[\[ Team LIB \]](#)

◀ PREVIOUS    NEXT ▶

## 4.2 Coordinate Systems

All drawing is performed within an instance of `NSView`. Each view defines its own *coordinate system*. By default, the origin (0, 0) is in the lower-left corner of the view with positive *y*-values extending up from, and positive *x*-values extending to the right of, the origin. [Figure 4-1](#) illustrates this system.

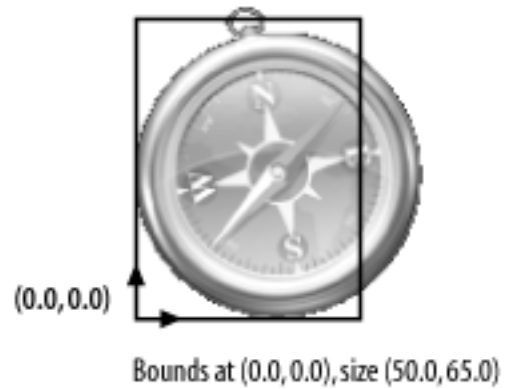
**Figure 4-1. View coordinate systems**



These coordinates are not tied to any particular output device, but are expressed in terms of points (a unit that is 1/72 of an inch). When Quartz renders graphics, it maps what is drawn in the device-independent coordinate system into the coordinate system of the device. One point is equivalent to one screen pixel.

As covered in [Chapter 3](#), views are arranged in a nested hierarchy, with subviews contained within a superview. Two rectangles characterize a view. The size and position of a view within its superview is determined by its *frame rectangle*. The *bounds rectangle* defines the coordinate system within the view itself. By default, the origin of the bounds rectangle is at (0, 0), and it has the same height and width as the view's frame rectangle. You can access a view's frame using the methods `frame` and `setFrame:`, and access the bounds rectangle with `bounds` and `setBounds:`. [Figure 4-2](#) shows how the frame and bounds rectangles are related.

**Figure 4-2. The frame and bounds of a view**



Resizing the bounds rectangle independently of the frame rectangle lets developers define coordinate systems that are natural for their application, instead of being forced to work in screen coordinates. Additionally, coordinate systems within a view may be translated and rotated independent of other coordinate systems.

[\[ Team LiB \]](#)

[◀ PREVIOUS](#) [NEXT ▶](#)

[This HTML Help has been published using the chm2web software.](#)



Click [here](#) to show toolbars of the Web Online Help System: [show toolbars](#)

[\[ Team LiB \]](#)

◀ PREVIOUS    NEXT ▶

## 4.3 Graphics Contexts

A graphics context is a low-level component of the drawing system representing a destination for drawing commands that will be executed and rendered. Instances of the **NSGraphicsContext** class represent these contexts. The graphics context also provides an interface to manage graphics states and configure a number of rendering options, such as anti-aliasing, image interpolation, and various settings for drawing paths such as line width and join styles.

At any time in the execution of an application, a current context defines the graphics context for all graphics operations. You can obtain this object using the class method **currentContext**. Multiple graphics contexts are stored on a stack, so that different parts of an application may configure a context specific to their needs. To push a new context onto the stack, use the method **saveGraphicsState**. Contexts lower in the stack are restored by invoking **restoreGraphicsState**, which pulls the current context off the stack, making the next lower one current.

You can use a graphics context to determine whether or not the screen is the current drawing destination. This is useful if you have to handle onscreen and off-screen drawing differently (e.g., to a printer). The **isDrawingToScreen** method returns **YES** if drawing is done onscreen, and **NO** otherwise. The convenience class method **currentContextDrawingToScreen** does the same thing, saving you the step of first invoking **currentContext**.

[\[ Team LiB \]](#)

◀ PREVIOUS    NEXT ▶

---

[This HTML Help has been published using the chm2web software.](#)

Click [here](#) to show toolbars of the Web Online Help System: [show toolbars](#)

[\[ Team LiB \]](#)

◀ PREVIOUS    NEXT ▶

## 4.4 Working with Paths

Drawing lines is the most basic function you can perform with Cocoa's drawing classes. The Application Kit encapsulates the low-level, Quartz path-based drawing API in the `NSBezierPath` class. Minimally, `NSBezierPath` lets you draw straight lines and Bezier paths, and using this functionality, you can construct any shape you like.



Bezier curves, or paths, are curved lines based on the mathematics of third-degree polynomials. Because Bezier paths are based on equations, they are resolution-independent and can be scaled to any size without the loss of detail or quality generally experienced with bitmapped graphics.

Drawing with `NSBezierPath` is in some respects similar to drawing on a sheet of paper with a pencil. Before you can draw a line, you have to place the pencil lead at a point on the page. Drawing a line requires moving the pencil from one point to another. To draw a disjointed line, you pick up the pencil tip from the paper and move it to another location. You might then complete a diagram by drawing a line back to the first point. These actions are reflected in the following `NSBezierPath` methods, used to construct a path:

- `moveToPoint:`
- `lineToPoint:`
- `curveToPoint:controlPoint1:controlPoint2:`
- `closePath`

The arguments to the first three methods are all of type `NSPoint`, a C structure that encapsulates a coordinate pair. [Example 4-1](#) shows the `struct` declaration for `NSPoint`.

### Example 4-1. The `NSPoint` struct

```
typedef struct _NSPoint {
    float x;
    float y;
} NSPoint;
```

At any time, there is a current point. The method `moveToPoint:` moves the current point to the specified point. The methods `lineToPoint:` and `curveToPoint:controlPoint1:controlPoint2:` both extend a path from the current point.



Bezier curves (a subset of Bezier paths) are defined by two endpoints and two control points. The line segment connecting an end point to its control point is tangent to the curve at the end point and defines the path's direction. [Figure 4-4](#), later in this chapter, shows the lines connecting each endpoint to their associated control point for the curve that makes up the bottom of the triangle.

Drawing with `NSBezierPaths` is fundamentally different from drawing with a pencil in that constructing a path is not the same as drawing a path. You can think of a path as an abstract representation that can be rendered into one, or many, views. `NSBezierPath` provides two methods to render a path: `stroke`, and `fill`. `stroke` draws the outline of the path, while the `fill` method fills the interior of the path with a color or pattern.

To illustrate this, consider [Example 4-2](#), which draws the image shown in [Figure 4-3](#).

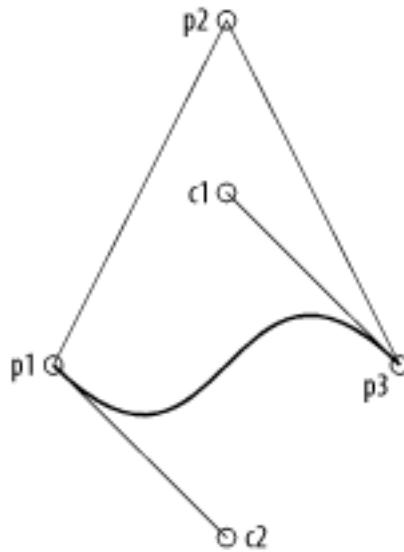
### Example 4-2. Code to construct a complex shape using `NSBezierPath`

```
// The three vertices of a triangle
NSPoint p1 = NSMakePoint(100, 100);
NSPoint p2 = NSMakePoint(200, 300);
NSPoint p3 = NSMakePoint(300, 100);

// Control points
NSPoint c1 = NSMakePoint(200, 200);
NSPoint c2 = NSMakePoint(200, 0);

// Constructing the path for the triangle
NSBezierPath *bp = [NSBezierPath bezierPath];
[bp moveToPoint:p1];
[bp lineToPoint:p2];
[bp lineToPoint:p3];
[bp curveToPoint:p1 controlPoint1:c1 controlPoint2:c2];
[bp closePath];
[bp stroke];
```

**Figure 4-3.** The bold line shows the shape resulting from the path in [Example 4-2](#) (the points are labeled with the variable names from [Example 4-2](#))



For simple drawing, such as constructing rectangles or ellipses, `NSBezierPath` has two methods: `bezierPathWithRect:` and `bezierPathWithOvalInRect:`. Both methods take an `NSRect` as an argument. In the first method, the `NSRect` defines the constructed rectangle. In the second method, the specified rectangle determines the boundary of the ellipse. In addition to these two constructors, `appendBezierPathWithOvalInRect:` and `appendBezierPathWithRect:` add an ellipse or rectangle to an existing path.

You can also construct arcs with the following three methods:

- `appendBezierPathWithArcWithCenter: radius: startAngle: endAngle: clockwise:`
- `appendBezierPathWithArcWithCenter: radius: startAngle: endAngle:`
- `appendBezierPathWithArcFromPoint: toPoint: radius:`

These methods measure angles in degrees. The first draws an arc centered at the specified center point with a given radius. The arc extends from `startAngle:` to `endAngle:`, clockwise or counterclockwise, depending on the value of the `clockwise:` argument. The second method is a wrapper around the first, where `clockwise:` is `NO`.

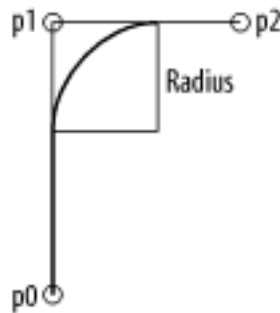
The third method, `appendBezierPathWithArcFromPoint: toPoint: radius:`, draws an arc from a circle that is inscribed within the angle specified by the current point in a path and the two points specified in the method. The parameter `radius:` specifies the radius of the circle used to build the arc. This method is more complicated than the other two, so it is illustrated by example. [Example 4-3](#) shows the code used to build the path in [Figure 4-4](#), shown with a bold line.

### Example 4-3. Drawing arcs

```
NSPoint p0 = NSMakePoint( 100, 100 );
NSPoint p1 = NSMakePoint( 100, 250 );
NSPoint p2 = NSMakePoint( 200, 250 );

path = [NSBezierPath bezierPath];
[path moveToPoint:p0];
[path appendBezierPathWithArcFromPoint:p1 toPoint:p2 radius:50];
[path stroke];
```

**Figure 4-4.** The bold line represents the path constructed in [Example 4-3](#)



### 4.4.1 Drawing to Views

To draw in a given view, you must first lock *focus* on the view by sending it a `lockFocus` message. Quartz interprets all subsequent drawing commands in the context of that view. Once the drawing is done, balance the `lockFocus` with a matching `unlockFocus` to the same view.

Custom drawing is implemented in a subclass of `NSView`. When subclassing `NSView`, all drawing code is called from an overridden `drawRect:` method. This method of `NSView` does nothing by default, but the `NSView` graphics system is set up to automatically invoke this method at the appropriate times.

While `drawRect:` does the drawing work, it should never be invoked directly. Instead, to force an immediate redraw of a view, you can send a `display` message to the view. This causes the receiver to lock its focus, invoke `drawRect:`, and then unlock its focus before returning control to the caller. To this end, `display` is functionally similar to the implementation shown in [Example 4-4](#).

#### Example 4-4. Functional implementation of `NSView`'s `display`

```
- (void) display
{
    [self lockFocus];
    [self drawRect:[self bounds]];
    [self unlockFocus];
}
```

However, `display` is still not the interface you usually use to tell a view to redraw its contents. A better method of redrawing tells the view that the contents have changed and lets the view redraw itself the next time through the run loop. You do this by sending the view a `setNeedsDisplay:` message, with the argument `YES` to indicate that the view should invoke `display` in the next run loop pass. If you want to cancel a drawing request, invoke this method passing `NO`. This allows Quartz to decide the proper time to redraw the contents of a view.

In some circumstances it may be more efficient still to send the view a `setNeedsDisplayInRect:` message, where the argument is a "dirty" area that needs to be updated. The display system can then determine what rectangle to pass as the argument to a view's `drawRect:`. In your drawing code, you then ensure that you only update parts of the view that need to be refreshed. Other methods used to cause view updates include:

```
- (void) displayIfNeeded;
```

- (void) drawRect:(NSRect) aRect;
- (void) drawRectIgnoringOpacity:(NSRect) rect;
- (void) drawRectIgnoringOpacity:(NSRect) rect;
- (void) drawRectIgnoringOpacity:(NSRect) rect;
- (void) drawRectIgnoringOpacity:(NSRect) rect;

## 4.4.2 Line Attributes

`NSBezierPath` lets you change several path-rendering options, such as the line thickness, join style, dash count, miter limit, cap style, and winding rules. You can change a path's attributes with a class method or an instance method. The instance method changes the attributes of only the receiving instance, while the class method changes the default attribute for all instances in the graphics context.

For example, to change the width of a line, use either `setLineWidth:` or `setDefaultLineWidth:`. The first changes the line width of the instance to which you send that particular method, while the second class method sets the line width in the graphics context that applies to subsequent renderings of any instance of `NSBezierPath`.

`NSBezierPath` provides methods for changing the following attributes:

- Line width
- Path flatness
- Line dashes and phase
- Line cap style
- Line join style
- Miter limit
- Winding rule

You can change any of these attributes for a single instance or for the graphics context, as shown earlier.

### 4.4.2.1 Path flatness

Flatness is one attribute that can be set for a curve. A path's *flatness* indicates to the rendering engine how accurately it should reproduce the curve; that is, the flatness is a metric of the curve's granularity or resolution as it is rendered. A higher flatness value corresponds to a rougher curve, which can be rendered more quickly; a lower value corresponds to a smoother curve, which comes at the expense of rendering time. [Figure 4-5](#) shows a curve that is stroked with the default flatness of 0.6, and again with a larger flatness of 100 using a thicker line. [Example 4-5](#) shows the code you need to change the flatness.

#### Example 4-5. Changing the flatness of a Bezier path

```
- (void) drawRect:(NSRect) aRect
{
    NSBezierPath *path = [NSBezierPath bezierPath];

    [path moveToPoint:NSMakePoint(0, 200)];
    [path curveToPoint:NSMakePoint(500, 200)
        controlPoint1:NSMakePoint(500, 800)
        controlPoint2:NSMakePoint(0, -400)];
```

```
[path setFlatness: 100];  
[path stroke];  
}
```

**Figure 4-5. The thinner, smooth curve has a default flatness of 0.6; the thicker curve has a flatness of 100**



How jagged a curve appears depends on the flatness and the absolute size of the curve. Endpoints of the curve in [Figure 4-5](#) are 500 pixels apart; if the absolute size of the curve were 10 times as large, a flatness of 100 would create less dramatic jaggedness.

Related to setting the flatness of a rendered curve is the method `bezierPathByFlatteningPath`. This method returns a Bezier path that represents the receiver with all curves approximated as a series of straight lines similar to how changing the flatness renders the curve.

#### 4.4.2.2 Line dashes and phase

The method `setLineDash: count: phase:` takes three parameters to define a dash pattern for a stroked Bezier path. The first argument is a C array of `floats` that specifies the lengths of alternating stroked and unstroked segments. The second argument indicates the number of elements in the dash pattern array. The final argument indicates where in the dash pattern drawing begins. Consider the three dash patterns in [Example 4-6](#) and the resulting lines in [Figure 4-6](#).

#### Example 4-6. The code used to generate three dashed lines

```
float pattern1[2] = {50.0, 25.0};  
float pattern2[3] = {50.0, 25.0, 75.0};  
  
// The top line in Figure 4-6  
[aPath setLineDash: pattern1 count: 2 phase: 0];  
  
// The middle line in Figure 4-6  
[aPath setLineDash: pattern2 count: 3 phase: 0];  
  
// Bottom line in Figure 4-6  
[aPath setLineDash: pattern1 count: 2 phase: 25];
```

**Figure 4-6. Line dash patterns: each line is 400 points long with a line thickness of 10 points**



#### 4.4.2.3 Line cap style

You can render Bezier paths with several line cap styles, which are set using either `setLineCapStyle:` or `setDefaultLineCapStyle:`. The line cap style `NSButtLineCapStyle` makes the ends of the rendered line flush with the end of the path. `NSRoundLineCapStyle` renders the line with a radius equal to half the thickness of the line, centered at the end of the path. Finally, `NSSquareLineCapStyle` extends the line past the end of the path by a length equal to half of the line width. The default line cap style is `NSButtLineCapStyle`. [Figure 4-7](#) shows various line cap styles on a path that is 200 pixels long and a width of 30 pixels; the white line indicates the path to highlight the position of the endpoints (which is critical when discussing the differences between `NSButtLineCapStyle` and `NSSquareLineCapStyle`).

**Figure 4-7. Line cap styles**



#### 4.4.2.4 Line join styles

Another property of Bezier paths is the way lines are joined. You can set this property for path objects with `setLineJoinStyle:`, or set it for the graphics context with `setDefaultLineJoinStyle:`. The default line join style is `NSMiterLineJoinStyle`, in which the outside edges of the lines are extended to a sharp point. You can also create rounded and beveled line join styles using the constants `NSRoundLineJoinStyle` and `NSBevelLineJoinStyle`. [Figure 4-8](#) shows examples of the three lines join styles.

**Figure 4-8. From left to right: NSMiterLineJoinStyle, NSRoundLineJoinStyle, and NSBevelLineJoinStyle**



#### 4.4.2.5 Miter limit

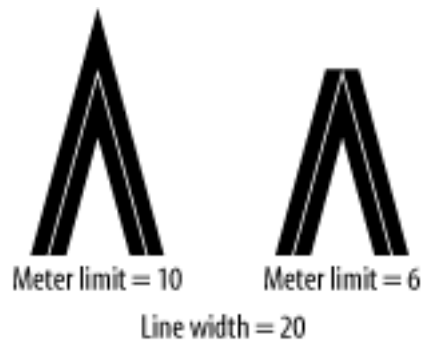
Miter join styles have a special problem: the join appears as a spike when the angle between the two joined lines is extraordinarily acute (since the join is rendered by extending the outer line edges outward until they meet). To prevent this problem, the graphics context has a *miter limit* that defines a threshold for how



small an angle can be before the line join style is changed to a bevel joint. The miter limit is the ratio of the miter length (the diagonal length of the miter extension) to the line width; by default, this value is 10. To alter this value, use `NSBezierPath`'s class method `setDefaultMiterLimit:`, or the instance method `setMiterLimit:`.

[Figure 4-9](#) illustrates a small-angle joint. The joint with the miter join style is drawn with the default miter limit of 10, while the miter limit that produces the bevel joint is reduced to 6. In each example, the line thickness is 20 and the angle between the two lines is about 9.5 degrees.

**Figure 4-9. The effect of the miter limit**



#### 4.4.2.6 Winding rule

When filling a path, there is another graphics context characteristic to consider: the winding rule. For simple paths such as rectangles and circles, the region that should be filled is unambiguous. However, for complex paths, such as a star with many intersecting line segments, the area that should be filled is less clear. Thus, winding rules are used to determine which regions of a complex intersecting path should be filled.

The two winding rules are *non-zero* (the default) and *even-odd*. The even-odd winding rule works by taking a test point within the region and counting the number of times a ray extending from that point crosses the path. If the number of crossings is odd, then the point is considered "inside" the shape, and its region will be filled. If the number of crossing is even, then the point is considered "outside" the shape, and its enclosing region is not filled.

The non-zero winding rule counts crossings based on the direction of the crossed path. A ray extending from the test point increments its crossing count when it crosses a left-to-right path; it decrements its crossing count when crossing a right-to-left path. If the number of crossings is 1, then the point is "inside;" if the number of crossings is zero, then the point is "outside." [Figure 4-10](#) shows an example of these two winding rules at work.

**Figure 4-10. Stars illustrating (from left) the path with no fill, the default non-zero winding rule, and the even-odd winding rule**



Click [here](#) to show toolbars of the Web Online Help System: [show toolbars](#)

[\[ Team LIB \]](#)

◀ PREVIOUS    NEXT ▶

## 4.5 Drawing Text

For many applications that use text, AppKit's `NSTextField` or `NSTextView` classes are sufficient. However, when you need to draw text as part of some custom graphics, you may want to use Cocoa's string drawing functionality, provided by AppKit's extensions to the `NSString` and `NSAttributedString`.

The Application Kit adds three methods to the `NSString` class—`drawAtPoint:withAttributes:`, `drawInRect:withAttributes:`, and `sizeWithAttributes:`—that let you draw strings in views easily. The string being drawn is placed in the view to locate the upper-left corner of its bounding box at the point specified in `drawAtPoint:withAttributes:`. When using `drawInRect:withAttributes:`, the text is drawn within the rectangle. If the bounding box of the string is larger than the rectangle, then the string is clipped.

### 4.5.1 Attributed strings

Attributes are associated with a string by the Foundation class `NSAttributedString`. [Table 4-2](#) enumerates these attributes.

**Table 4-2. Standard Cocoa attributes for NSAttributedString**

Attribute identifier	Type	Default value
<code>NSAttachmentAttributeName</code>	<code>NSTextAttachment</code>	No default
<code>NSBackgroundColorAttributeName</code>	<code>NSColor</code>	No default
<code>NSBaselineOffsetAttributeName</code>	<code>NSNumber</code>	0.0
<code>NSFontAttributeName</code>	<code>NSFont</code>	Helvetica 12 points
<code>NSForegroundColorAttributeName</code>	<code>NSColor</code>	Black
<code>NSKernAttributeName</code>	<code>NSNumber</code>	0.0

<code>NSLigatureAttributeName</code>	<code>NSNumber</code>	1
<code>NSLinkAttributeName</code>	<code>id</code>	No default
<code>NSParagraphAttributeName</code>	<code>NSParagraphStyle</code>	<code>[NSParagraphStyle defaultParagraphStyle]</code>
<code>NSSuperscriptAttributeName</code>	<code>NSNumber</code>	0
<code>NSUnderlineStyleAttributeName</code>	<code>NSNumber</code>	0

To create an attributed string, initialize the string with text and assigning to it any of the attributes listed in [Table 4-2](#). Any combination of attributes may be assigned to any subset of characters. For example, the first half of an attributed string might use Lucida Grande with 12-point type, while the second half could use 24-point Tengwar.

Once you have set up the attributes of the string satisfactorily, the string can be drawn in the currently focused view by sending it either a `drawAtPoint:` or `drawInRect:` message. These methods are AppKit extensions to `NSAttributedString`. These methods work in the same way as the `NSString` extensions discussed previously. You can also determine the size of the bounding box by sending a `size` message to the attributed string.

Click [here](#) to show toolbars of the Web Online Help System: [show toolbars](#)

[\[ Team LiB \]](#)

◀ PREVIOUS    NEXT ▶

## 4.6 Working with Color

Colors in the Application Kit are represented by instances of the `NSColor` class, which provides an interface for creating colors and setting the color used by the current graphics context. AppKit supports several color spaces that fall into three categories:

### *Device-dependent*

Color spaces support colors that may appear differently on different devices (such as a color printer or monitor).

### *Device-independent*

Colors are calibrated so they appear the same on any output device.

### *Named*

Color spaces represent colors that don't correspond to numerical values, but are referenced in a catalogue of named colors.

The six color spaces supported by the Application Kit are based on these three categories, as detailed in [Table 4-3](#).

**Table 4-3. Color spaces supported by the Application Kit**

Color space name	Description
<code>NSDeviceCMYKColorSpace</code>	Cyan, magenta, yellow, black, and alpha components
<code>NSDeviceRGBColorSpace</code>	Red, green, blue, and alpha components; or hue, saturation, brightness, and alpha components
<code>NSCalibratedRGBColorSpace</code>	Red, green, blue, and alpha components; or hue, saturation, brightness, and alpha components

<code>NSDeviceWhiteColorSpace</code>	White and alpha components (grayscale)
<code>NSCalibratedWhiteColorSpace</code>	White and alpha components (grayscale)
<code>NSNamedColorSpace</code>	Catalog name and color name components

The color spaces that are `NSDevice...` are device-dependent color spaces, while those that are `NSCalibrated...` color spaces are device-independent. [Table 4-3](#) lists constant names defined by AppKit to identify color spaces in code.

To create an instance of `NSColor`, use any `colorWith...` class method that takes component values for the color spaces indicated by the method name, such as `colorWithCalibratedRed:green:blue:alpha`. The parameters passed to these methods as component values are floats ranging between 0 and 1. Values that fall below 0 are interpreted as black, and those above 1 are interpreted as the pure color. Several class methods are also named after colors, such as `redColor` and `blueColor`. These methods return an instance of `NSColor` whose components are set for the specified color and whose color space is `NSCalibratedRGBColorSpace`.

[Example 4-7](#) shows different ways to create color objects.

### Example 4-7. Various ways to create color objects

```
NSColor *c;

// Apple-menu blue in RGB colorspaces
c = [NSColor colorWithCalibratedRed:0.243 green:0.505
    blue:0.863 alpha:1.0];

// Same color in CMYK color space
c = [NSColor colorWithDeviceCyan:0.76 magenta:0.50
    yellow:0.14 black:0.0 alpha:1.0];
```

`NSColor`'s `set` method sets the receiver as the current graphics context's color. All subsequent drawing is done in the color that was last set. By default, all drawing is done in black. [Example 4-8](#) demonstrates how this is done in a `drawRect:` method.

### Example 4-8. Setting the color of a graphics context and rendering a path

```
- (void)drawRect:(NSRect)rect
{
    // Construct path

    [[NSColor greyColor] set];
    [bp fill];

    [[NSColor blackColor] set];
    [bp stroke];
```

}

[\[ Team LiB \]](#)

◀ PREVIOUS

NEXT ▶

---

[This HTML Help has been published using the chm2web software.](#)

Click [here](#) to show toolbars of the Web Online Help System: [show toolbars](#)

[\[ Team LiB \]](#)

◀ PREVIOUS    NEXT ▶

## 4.7 Working with Images

**NSImage** and **NSImageRep** are Cocoa's image-handling workhorses. **NSImage** provides a convenient and easy-to-use frontend to a powerful and flexible backend comprised of **NSImageRep**'s many subclasses. **NSImage** provides a high level interface for loading, saving, and drawing images onscreen. **NSImageRep** and its subclasses, on the other hand, provide interfaces for working with specific image formats.

### 4.7.1 NSImage

**NSImage** provides the high-level interface for working with images, which includes the ability to load and save images and draw them to screen. With **NSImage**, you don't need to worry about image formats, which are handled internally by **NSImage** and the **NSImageRep** set of classes. To initialize instances of **NSImage** use these methods:

- **initWithReferencingFile:**
- **initWithReferencingURL:**
- **initWithContentsOfFile:**
- **initWithContentsOfURL:**
- **initWithData:**
- **initWithPasteboard:**
- **initWithSize:**

When you initialize anything by reference, as with the first two methods, the data is not loaded until the object actually needs it. This contrasts with **initWithContents...**, which loads the data and initializes the object immediately. The last method, **initWithSize:**, initializes an empty image.

**imageName:** is a useful method for creating image objects with images contained in the application bundle. With this method, you don't have to provide a path to the file or include the file extension in the name—**NSImage** knows where to find it within the bundle.

## NSImageView

**NSImageView** is a subclass of **NSControl**, and as such, is related to the interface as a control, rather than to graphics, as its name suggests. **NSImageView** is a small extension to **NSControl** that lets you display an image. You can set various attributes, such as how the image should scale to fit in the view (i.e., no scaling, proportionally, or stretched) or how it should be aligned in the view (left, right, center, etc.). One of **NSImageView**'s most useful features is its ability to be dragging source and destination; that is, you can drag the image from the view to some other application or document, and when properly implemented, you can drag an image to be displayed in the view.



### 4.7.1.1 Compositing

You can also use `NSImage` to composite images to the screen through Quartz. Earlier in the chapter, we saw that all drawing had to be done within the locked focus of an `NSView`. Like `NSView`, `NSImage` interacts directly with Quartz to accomplish drawing. Compositing combines a source image, your `NSImage` object, with a destination image, the existing image displayed on the screen, according to a given operation. [Table 4-4](#) lists the various compositing operations.

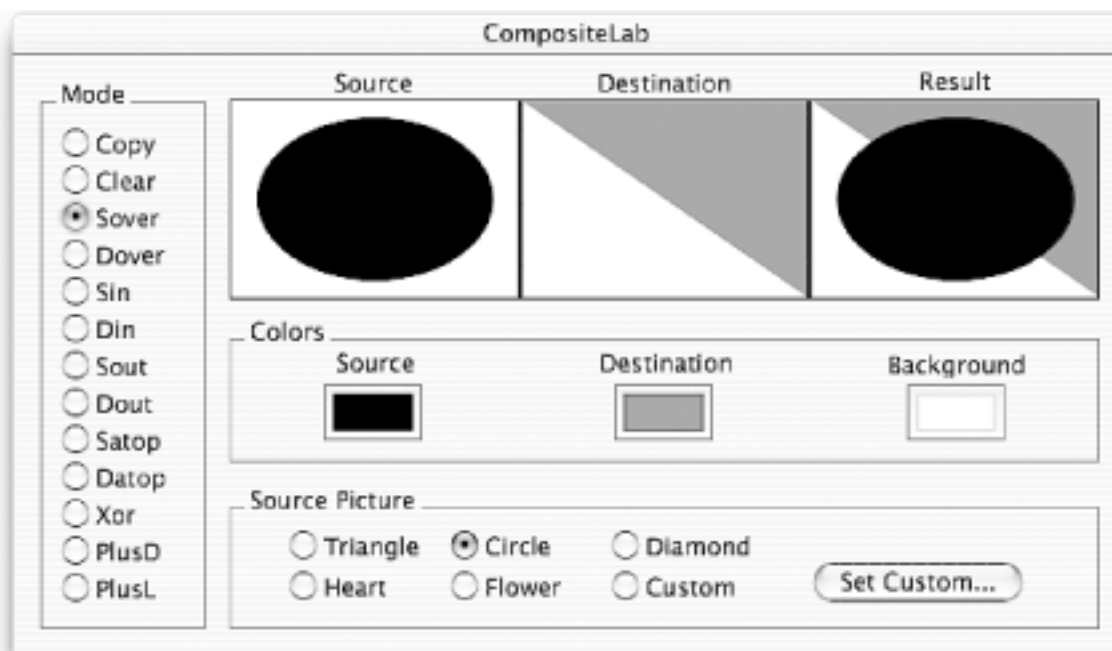
**Table 4-4. Compositing operations and constants**

Operation	Effect on destination image
<code>NSCompositeClear</code>	Makes the destination transparent.
<code>NSCompositeCopy</code>	Copies the source image over to the destination image.
<code>NSCompositeDestinationAtop</code>	Draws the destination image wherever both the source and destination images are opaque, and shows the source image wherever the source image is opaque and destination image is transparent. If the overlapping regions of both images are transparent, the composited image is transparent.
<code>NSCompositeDestinationIn</code>	Draws the destination image where overlapping regions of both images are opaque, and is transparent everywhere else.
<code>NSCompositeDestinationOut</code>	Draws the destination image wherever it is opaque but the source image is transparent, and transparent elsewhere.
<code>NSCompositeDestinationOver</code>	Draws the destination image wherever it is opaque, and draws the source image elsewhere.
<code>NSCompositePlusDarker</code>	Draws the sum of the destination and source images, with summed color values approaching 0 (black).
<code>NSCompositePlusLighter</code>	Draws the sum of source and destination images with summed color values approaching 1 (white).

<b>NSCompositeSourceAtop</b>	Draws the source image wherever both images are opaque, draws destination image wherever destination image is opaque but source is transparent, and transparent elsewhere.
<b>NSCompositeSourceIn</b>	Draws the source image wherever both images are opaque, and transparent elsewhere.
<b>NSCompositeSourceOut</b>	Draws the source image wherever it is opaque but the destination is transparent, and draws transparent elsewhere.
<b>NSCompositeSourceOver</b>	Draws the source image wherever it is opaque, and destination elsewhere.
<b>NSCompositeXOR</b>	Draws the exclusive OR of the source and destination image. Works only with black and white images and is thus not recommended for use in color contexts.

The Developer Tools installation includes several sample applications that demonstrate various aspects of the available frameworks. CompositeLab, found in `/Developer/Examples/AppKit/CompositeLab`, lets you combine two images with any of the compositing operations listed in [Table 4-4](#); the result is immediate, and you can easily experiment with **NSImage** compositing. The source code is also available, so you can see how it's implemented. [Figure 4-11](#) shows CompositeLab in action.

**Figure 4-11. The CompositeLab demo application**



You can composite an **NSImage** to screen with any of the following methods:

- `compositeToPoint:operation:`
- `compositeToPoint:fromRect:operation:`
- `compositeToPoint:fromRect:operation:fraction:`
- `compositeToPoint:operation:fraction:`

In each method, the `operation:` argument is one of the constants given in [Table 4-4](#). The first argument, `compositeToPoint:`, is an `NSPoint` structure indicating where the origin of the image should be placed in the coordinate system of the view whose focus is currently locked; the origin is the lower-left corner of the image. By using a method with a `fromRect:` parameter, you can specify a cropped portion of the source image to be composited to the point. Finally, the `fraction:` parameter seen in the last two methods in the list indicates the degree of blending that should occur between the source image and the destination image. This parameter is useful, for example, in an application in which you need to cross-fade between two images, as is often seen in Aqua. The following two methods are also useful for this task:

- `(void) dissolveToPoint:fraction:`
- `(void) dissolveToPoint:fromRect:fraction:`

You can also use the following two methods to draw an image:

- `drawAtPoint:fromRect:operation:fraction:`
- `drawInRect:fromRect:operation:fraction:`

These methods differ from the compositing methods because they consider the rotation and scaling of the destination coordinate system, drawing the image with the appropriate scaling and rotation applied. The `fromRect:`, `operation:`, and `fraction:` parameters behave as compositing methods.

[Example 4-9](#) demonstrates how to create an `NSImage` and composite it to a point on screen using the `NSCompositeCopy` operation.

### Example 4-9. Using NSImage

```
// Use a named image
NSImage *image = [NSImage imageNamed:@"buttonImage"];
[image compositeToPoint:NSZeroPoint operation:NSCompositeCopy];
```

#### 4.7.1.2 Drawing into an image

Compositing an image is considerably faster than rendering a Bezier path or drawing text. Many graphics are static, which means that you don't have to necessarily reconstruct and render a path every time a view is redrawn. Applications can take advantage of the capability to make an instance of `NSImage` a drawing destination (rather than a view). You can draw a path to an image, and then composite this image to the view. The advantage is that the path need only be rendered once, since redrawing the view involves compositing only the image containing the rendered path. [Example 4-10](#) shows how to accomplish this.

### Example 4-10. Drawing to an image

```
NSImage *image = [[NSImage alloc] initWithSize:NSMakeSize( 400, 400 )];
```

```
// Lock focus of image, make it a destination for drawing
[image lockFocus];

// Set background color to white
[[NSColor whiteColor] set];
NSRectFill( NSMakeRect( 0, 0, 400, 400 ));

// Construct and draw path as you would in drawRect:
[self drawMyPath];
[image unlockFocus];

// Now draw in a view by compositing
[image compositeToPoint: NSZeroPoint operation: NSCompositeCopy];
```

## 4.7.2 NSImageRep

The relationship between `NSImage` and `NSImageRep` in the Application Kit is powerful and has important architectural ramifications. `NSImage` provides a high-level interface to Cocoa's image manipulation capabilities by defining functionality that is independent of the image's data format. This functionality includes drawing and compositing, which was discussed previously, as well as tasks such as loading and saving image data (which may seem to depend on the data's format, but is implemented in a way that hides the details from clients) and setting/getting attributes of the image such as its display size.

A browse through `NSImage`'s methods reveals that many are used to manage image representations. Image representations are instance of subclasses of `NSImageRep`; they are bridges between the high-level abstraction of `NSImage` and the image's data-dependent representation. That is, `NSImageRep` and its subclasses let `NSImage` work with multiple formats of data, ranging from EPS and PDF formats to the most prevalent bitmapped image data formats.

AppKit provides six subclasses of `NSImageRep`; they were described in [Table 4-1](#), and are listed again as follows:

- `NSPDFImageRep`
- `NSEPSImageRep`
- `NSPictureImageRep`
- `NSCachedImageRep`
- `NSCustomImageRep`
- `NSBitmapImageRep`

A key feature in the `NSImage/NSImageRep` relationship is that `NSImage` usually stores and uses multiple instances of `NSImageRep`. Some image representations, such as `NSEPSImageRep` or `NSPDFImageRep`, are well suited for printing, while others are better suited for onscreen display. For example, it might be best for a bitmap image representation to display an image to a full-color screen, while an EPS image representation would be better suited for output to a PostScript printer due to the ability of EPS to reproduce high resolution graphics.

By keeping multiple image representations handy, a single instance of `NSImage` can adapt to a variety of display situations, including the ability to adapt to various color depths and output resolutions.

`NSImageRep` provides a base implementation for image representations that lets you determine many image properties, such as the number of bits in each pixel sample, whether or not the image has an alpha (transparency) channel, the size of the image in pixels, and the name of the color space for the image.

Equivalent methods set these image representation properties.

With `NSImageRep`, you can also draw the image to a view as you can in `NSImage` by using the `draw`, `drawAtPoint:`, and `drawInRect:` in `NSImageRep` methods. Most importantly, several class methods let you create an image rep instance from various data sources, such as a file, URL, an `NSData` object, and even the pasteboard.

Two categories of class methods create new image representations. The methods that begin with `imageRepWithContentsOf`. . . return an image rep object that most appropriately represents the given data. They are:

- `imageRepWithContentsOfFile:`
- `imageRepWithPasteboard:`
- `imageRepWithContentsOfURL:`

Another set of these convenience constructors include:

- `imageRepsWithContentsOfFile:`
- `imageRepsWithPasteboard:`
- `imageRepsWithContentsOfURL:`

These methods return an array of `NSImageRep` objects that are initialized with data from the specified source.

Also of note are the set of class methods that include:

- `imageRepClassForData:`
- `imageRepClassOfFileType:`
- `imageRepClassForPasteboardType:`

These methods return the class object for the `NSImageRep` subclass that best represents the given data.

`NSImage` provides several methods that manage image representations used by the image object. The methods, `addRepresentation:` and `addRepresentations:`, are add image representations to an image. The first takes a single `NSImageRep`, and the second takes an array of `NSImageRep` instances. You can find the representations managed by an image by invoking the method `representations` and remove a representation by using `removeRepresentation:`.

### 4.7.3 NSBitmapImageRep

Bitmapped graphics are the types of images you will probably use most. The `NSBitmapImageRep` class recognizes the following image file formats:

- TIFF
- BMP
- JPEG
- PNG
- Raw image data

Like its parent class, `NSBitmapImageRep` includes methods that initialize an instance from existing data. To

create an empty image data buffer from scratch that creates new images, use the method shown in [Example 4-11](#).

## Example 4-11. Creating an empty image data buffer

```
- (id) initWithBitmapDataPlanes: (unsigned char **) planes
    pixelSwide: (int) width
    pixelShigh: (int) height
    bitsPerSample: (int) bps
    samplesPerPixel: (int) spp
    hasAlpha: (BOOL) alpha
    isPlanar: (BOOL) isPlanar
    colorSpaceName: (NSString *) colorSpaceName
    bytesPerRow: (int) rowBytes
    bitsPerPixel: (int) pixelBits
```



With over 125 characters in the method name, this is the longest public method name in Cocoa.

You can use the method shown in [Example 4-11](#) to initialize a new blank instance of `NSBitmapImageRep` with the given properties. Then use either `bitmapData` or `getBitmapDataPlanes:` (which one you use depends on whether you passed `YES` or `NO` as the `isPlanar:` argument) to access the data buffers where the actual image data is stored, to give you the means to manipulate bitmap images byte-by-byte. The former returns a pointer of type `unsigned char *`, and the latter takes an `unsigned char **` pointer, which is set to the beginning of the planar (2D) image data. [Example 4-12](#) shows how to manipulate an image's data to invert the image's colors.

## Example 4-12. Manipulating an image's data on a byte level

```
// srcImageRep is the NSBitmapImageRep of the source image
int n = [srcImageRep bitsPerPixel] / 8; // Bytes per pixel
int w = [srcImageRep pixelSwide];
int h = [srcImageRep pixelShigh];
int rowBytes = [srcImageRep bytesPerRow];
int i;

NSImage *destImage = [[NSImage alloc] initWithSize: NSMakeSize(w, h)];
NSBitmapImageRep *destImageRep = [[[NSBitmapImageRep alloc]
    initWithBitmapDataPlanes: NULL
    pixelSwide: w
    pixelShigh: h
    bitsPerSample: 8
    samplesPerPixel: n
    hasAlpha: [srcImageRep hasAlpha]
    isPlanar: NO
    colorSpaceName: [srcImageRep colorSpaceName]
    bytesPerRow: rowBytes
    bitsPerPixel: NULL] autorelease];
```

```
unsigned char *srcData = [srcImageRep bitmapData];
unsigned char *destData = [destImageRep bitmapData];

for ( i = 0; i < rowBytes * h; i++ )
    *(destData + i) = 255 - *(srcData + i);

[destImage addRepresentation: destImageRep];
```

This example works by first creating a new instance of `NSBitmapImageRep` with the properties you want out of the image. Since the properties will be the same as the source image, use several `NSBitmapImageRep` methods to determine those properties and use them in the initialization of `destImageRep`. Next, in the for-statement, use C pointer arithmetic to traverse the buffers obtained immediately before the for-loop, and do the math necessary to invert the image. In this case, subtract the value of each source pixel from 255 and store the result as the value of the destination pixel. Finally, finish things off by adding `NSBitmapImageRep`'s `destImageRep` to `NSImage`'s `destImage`. This is a common paradigm for working with bitmap image data in which only the algorithms limit you to operating on the image data.

[\[ Team LIB \]](#)

◀ PREVIOUS

NEXT ▶

---

[This HTML Help has been published using the chm2web software.](#)

Click [here](#) to show toolbars of the Web Online Help System: [show toolbars](#)

[\[ Team LiB \]](#)

◀ PREVIOUS    NEXT ▶

## 4.8 Transformations

`NSAffineTransform` provides an interface for defining and applying affine transforms to various parts of the graphics system, such as view coordinate systems, individual Bezier paths or `NSPoints`. An affine transform is a type of mapping between coordinate systems in which a shape's parallel lines are preserved, but not necessarily the length of line segments or the angles between lines. Out-of-the-box, `NSAffineTransform` is capable of rotating, translating, and scaling.

To create an affine transform, use the transform convenience constructor. The following example shows how you can create an affine transform object and make a rotation transformation:

```
NSAffineTransform * at = [NSAffineTransform transform];
[at rotateByDegrees: 77];
```

To transform a Bezier path using this affine transform object, invoke `transformBezierPath`:

```
NSBezierPath *newPath = [at transformBezierPath: bp];
```

This method takes the Bezier path to transform as a parameter and returns a new Bezier path that is the transformation of the original. Using a method of `NSBezierPath`, you can transform a path directly without having a new object returned. The method is `transformUsingAffineTransform`, and is used in the following way:

```
[bp transformUsingAffineTransform: rat];
```

Here is how you transform an `NSPoint` structure:

```
at = [NSAffineTransform transform];
[at translateXBy: 100 yBy: 50];
NSPoint point = NSMakePoint( 0, 0 );
NSPoint newPoint = [at transformPoint: point];
```

To transform an `NSSize`, do the following:

```
at = [NSAffineTransform transform];
[at scaleXBy: 0.5 yBy: 1.5];
NSSize size = NSMakeSize( 100, 100 );
NSSize newSize = [at transformSize: size];
```

The beginning of this chapter discussed graphics contexts and how they control drawing destination properties. One of these properties is a global transformation matrix that is the concatenation of all scaling, translation, and rotation applied by windows and views between and including the screen and the current



view.

**NSAffineTransform** implements two methods that let you alter the graphic context's transformation matrix: **set** and **concat**. The first, **set**, lets you replace the current context's transformation matrix. This is usually not a good idea, since the replacement destroys all information about transformations between windows and views. The other, **concat**, appends the transformation represented by the receiver to the current context's transformation. All drawing operations subsequent to the invocation of either method have the new transformation applied. Be sure to save the current context before using these methods, and restore that context whenever you complete a drawing operation.

[\[ Team LiB \]](#)

◀ PREVIOUS

NEXT ▶

---

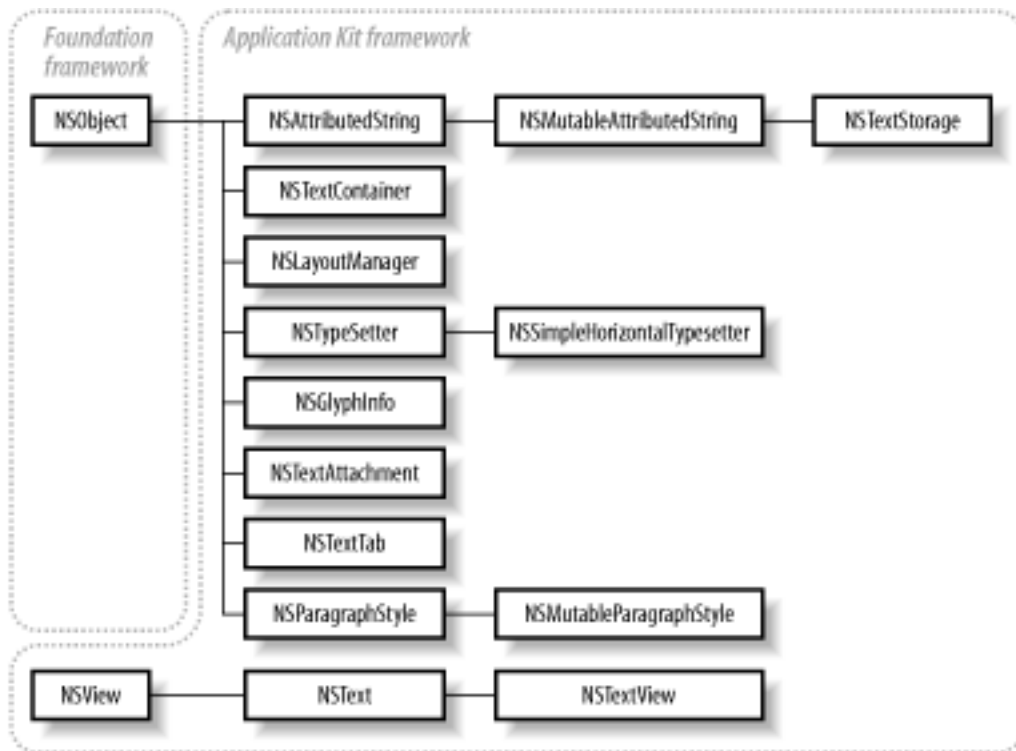
[This HTML Help has been published using the chm2web software.](#)

## Chapter 5. Text Handling

Cocoa's text system contains a rich set of features such as text input, layout, display, editing, copying and pasting, and font management. It also includes support for advanced typesetting features such as kerning and ligature, multilingual support with Unicode, and sophisticated layout capabilities.

This chapter discusses the primary classes of Cocoa's text handling system and how they relate to one another. [Figure 5-1](#) shows the hierarchy of classes related to the text system.

**Figure 5-1. Hierarchy of text system class**



Click [here](#) to show toolbars of the Web Online Help System: [show toolbars](#)

[\[ Team LiB \]](#)

◀ PREVIOUS    NEXT ▶

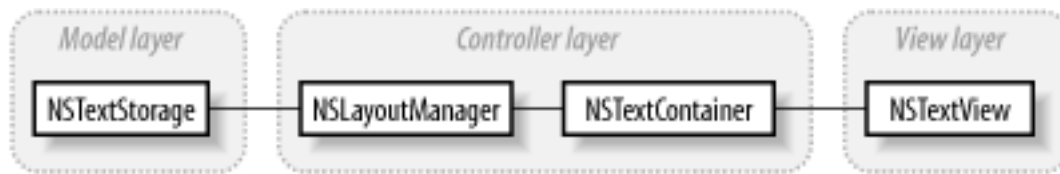
## 5.1 Text System Architecture

The following four classes make up the core architecture of Cocoa's text handling system:

- `NSTextStorage` is the backbone data model responsible for storing text.
- `NSTextView` is responsible for presentation in the view.
- `NSLayoutManager` and `NSTextContainer` act as controllers between the model and the view.

The relationship between these core classes is based on the same *Model-View-Controller* (MVC) pattern used throughout the Application Kit (and discussed in [Chapter 3](#)). [Figure 5-2](#) shows the division of responsibilities in these four classes using the MVC pattern.

**Figure 5-2. How the four core text system classes relate to one another in the MVC pattern**



[Figure 5-2](#) shows the relationship between the four classes, but doesn't show the one-to-many relationship that may exist between instances of these classes. Instances of `NSTextStorage` own and manage one or more `NSLayoutManager` objects. Similarly, each instance of `NSLayoutManager` owns one or more `NSTextContainer` objects, while each text container object is paired with an `NSTextView` object. The nature of these relationships is what gives Cocoa's text handling system much of its flexibility and power.

### 5.1.1 NSTextView

`NSTextView` represents the view, or presentation, layer of the text system; it is the class that facilitates user interaction with the text system. User interaction consists of displaying text onscreen and allowing the user to manipulate what is seen in the text view. `NSTextView` is a subclass of `NSText`, which inherits from `NSView`, which means that text rendering is handled by Quartz. `NSTextView` provides support for more advanced interactivity features such as drag and drop, rulers, spell checking, cut-and-paste, and speech. It is not only the frontend to the text system, but it is an interface between the text system and almost every relevant Mac OS X technology.

You can create instances of `NSTextView` within Interface Builder or by using one of two methods:

`initWithFrame:`

This method creates the entire network of objects, including the text storage object, layout manager, and text container. When you create a text view within Interface Builder, the entire collection of text system objects is set up in this way.

`initWithFrame: textContainer:`

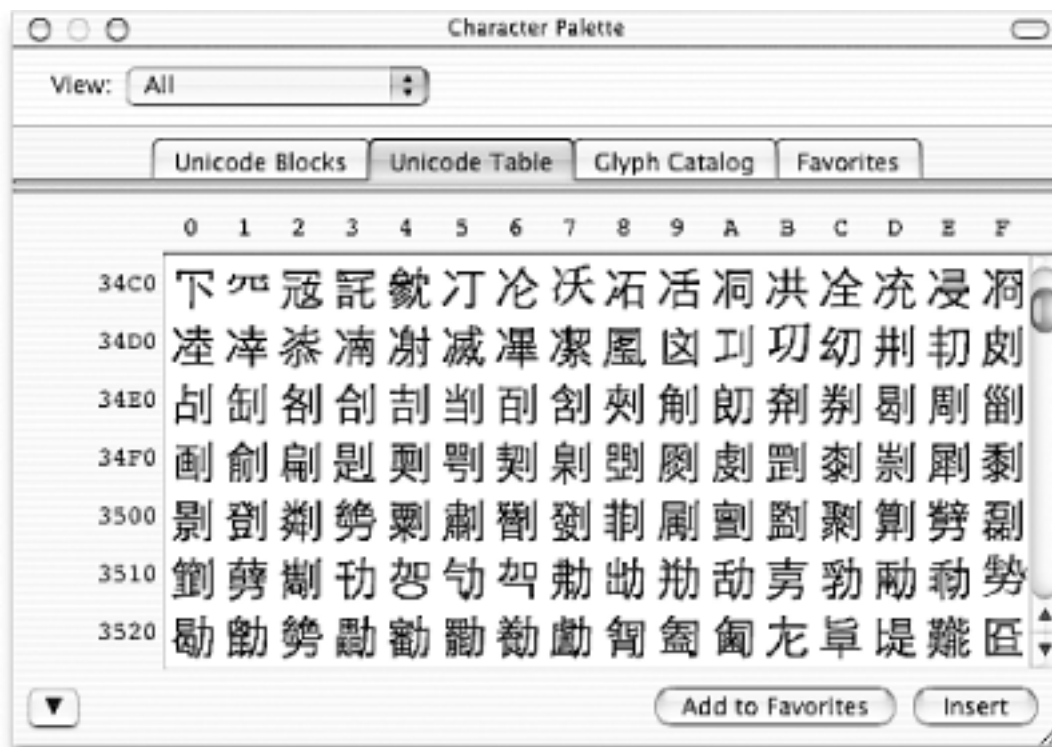
This method sets the text-view frame and associates the text view with the specified text container. This method is the designated initializer for `NSTextView`.

## 5.1.2 NSTextStorage

`NSTextStorage` makes up the data storage layer for the text system. `NSTextStorage`'s data is stored as a sequence of Unicode characters, which makes the text system capable of localizing an application in any language. Unicode also contains character sets for mathematics and other technical fields. To see the huge number of characters that Unicode can represent,<sup>[1]</sup> launch Mac OS X's Character Palette from the Input menu, as shown in [Figure 5-3](#).

[1] You can find out more information about Unicode, including the characters that can be represented, at <http://www.unicode.org>.

**Figure 5-3. A tiny selection of Unicode characters in the Character Palette**



`NSTextStorage` is a subclass of `NSMutableAttributedString`. Every character in the text storage, therefore, is associated with a set of attributes that define appearance characteristics such as font and color (a single attributes dictionary will probably be applicable to a range of characters, but it might have a different set of attributes for each character). Cocoa defines a standard set of attributes, which were enumerated in [Table 4-2](#). Additionally, developers may choose to assign their own application specific

attributes to text, which could support features such as syntax coloring.

As mentioned earlier, `NSTextView` contains action methods that let controls change the appearance and layout of a selected region of text. These action methods let controls in the user interface (such as a bold-italic-underline button group, or the font and color panels) interact with the contents of the text view. However, using `NSTextView`'s API to effect these attribute changes programmatically is inefficient since those methods are intended for use as user interface actions; it is preferable to use the API provided by `NSMutableAttributedString`. For example, the method `setAttributes:range:` takes a dictionary with attribute key-value pairs and a range to which these attributes should be applied. [Chapter 2](#) discusses attributed strings in more detail.

### 5.1.3 NSLayoutManager

The job of `NSLayoutManager` is to accurately map characters and glyphs and lay out the resulting glyphs in text containers managed by the layout manager. [Figure 5-4](#) shows a ligature for "Th" in the font Snell Roundhand and illustrates the mapping of characters into glyphs.

**Figure 5-4. Mapping Unicode character codes into glyphs**

<i>Unicode Character Code (unsigned int)</i>	<i>ASCII Character</i>	<i>Glyph</i>
84, 104	'T' 'h'	<b>Th</b> Times 64 (Two Glyphs)
		<i>Th</i> Snell Roundhand (One Glyph)

The distinction between characters and glyphs is important, as it represents the intersection between the text-system's data and view layers. Glyphs, unlike Unicode character codes, can take on many forms, the visual appearance of which depends on the attributes of a particular character such as its font, the other characters around that character, and how ligatures are handled in the font being rendered. For example, the glyph for the letter "T" in the Times font is quite different for the glyph the Zapfino font defines for the same letter. Moreover, multiple characters in a sequence may actually define a single glyph. This is especially true in nonwestern alphabets and in fonts that define ligatures for certain pairs of letters.



You can find an extreme case of a multi-character glyph in the Zapfino font. Open a TextEdit window, change the active font to Zapfino, and then type the font's name. You'll see multiple glyph substitutions as you type the word, culminating in the use of a single glyph for the entire word—Zapfino's signature.

The flow of information with `NSLayoutManager` goes in two directions. You just read about the flow from the data model to the view; however, experience shows that information must flow from the view to the data layer whenever you alter the content by typing, making selections, or changing formatting. To facilitate this, `NSLayoutManager` must be able to reconcile the position of selections and the cursor in the glyph stream with character ranges in the storage layer.

The `NSLayoutManager` class has nearly 100 instance methods. Most of these methods are responsible for mapping characters to glyphs, setting attributes of glyphs, and controlling how they are laid out in the

view. The API discussed here are the methods that control the text containers that define where text is laid out.

## 5.1.4 NSTextContainer

`NSTextContainer` defines regions for text display. `NSTextContainer`'s default implementation defines rectangular text regions. However, developers may subclass `NSTextContainer` to provide an implementation that supports irregular layouts. For example, you could subclass `NSTextContainer` to support text layout on circular pages instead of rectangular—strange, but true.

Layout managers store text containers in an indexed array—the order of the text containers in the array is significant, as it determines the order in which the layout manager fills the containers with text. When the first container is filled with text, the layout manager moves to the next, and continues with the remaining containers.

## 5.1.5 How Text Is Laid Out

When laying out text, `NSLayoutManager` first converts a run of characters into a mapped sequence of glyphs. Once the layout manager knows exactly what needs to be laid out within a text container, it can check with the text container object for guidance in this layout. To do this, `NSLayoutManager` determines the bounding rectangle of the line of glyphs and passes it to the current text container as a proposed layout rectangle. The text container looks at this *proposed rectangle* and compares it to its own *bounding rectangle*. For example, if the proposed rectangle is too long, the text container returns the largest available rectangle for the current line in the text container to the layout manager. Additionally, the text container returns a *remainder rectangle*, which is the difference between the proposed rectangle and the accepted rectangle. `NSLayoutManager` repeats the proposal process with the remainder rectangle, and each successive remainder rectangle until the layout is complete.

When determining how to modify the proposed rectangle, `NSTextContainer` takes into account the direction in which the glyphs are sequenced in a line, and the direction lines are placed relative to their preceding lines. These directions are referred to as the *line sweep direction* and *line movement direction*, respectively. When a text container modifies the proposed rectangle, the text container can shorten the rectangle from the direction of the line sweep, and it is allowed to shift the rectangle in the direction of the line movement. By adhering to these rules, `NSTextContainer` and `NSLayoutManager` can break up a continuous line of glyphs into an arranged set of lines that can be rendered in a view. There is a clear division of responsibility here:

- `NSLayoutManager` is responsible for mapping the characters to glyphs with all the attributes applied.
- `NSTextContainer` is used by the layout manager to break up the glyph line into a series of lines that fit snugly into the region represented by the text container.

The method in `NSTextContainer` that performs these functions is:

```
lineFragmentRectForProposedRect:sweepDirection:
movementDirection:remainderRect:
```

The `sweepDirection:` argument is of type `NSLineSweepDirection`, and the `movementDirection:` argument is of type `NSLineMovementDirection`. `NSTextContainer` returns the remainder rectangle to the sender through the `remainderRect:` argument, which is a pointer to an `NSRect` structure. Subclasses override this method to perform custom layout. If the text container object determines that the proposed rectangle cannot fit into the container, then the constant `NSZeroRect` is returned.



Click [here](#) to show toolbars of the Web Online Help System: [show toolbars](#)

[\[ Team LiB \]](#)

◀ PREVIOUS    NEXT ▶

## 5.2 Assembling the Text System

For many applications that work with text, using `NSTextView` as the frontend interface to the text provides a great deal of functionality. This is by far the easiest way of working with the text system: you only need to drop a text view into your interface using Interface Builder, and you're ready to go.

Using `NSTextView`'s APIs as the sole means of working with the text system does not offer the flexibility that can be achieved by assembling the individual components manually. By starting with an `NSTextStorage` object and adding layout managers, text containers, and text views, document layouts can have multiple columns and pages, have irregular areas of text, or present the same text in two different layouts.

Before exploring the manually assembly of text components, consider these rules that tell you what you can and cannot do:

- A text storage object may have one or more layout manager objects that it manages.
- Each layout manager instance may manage one or more instances of `NSTextContainer`.
- Each text container has exactly one text view associated with it.

By varying the structure of the network with respect to the first two rules, you can create the possibilities mentioned earlier.

Several methods in `NSTextStorage`, `NSLayoutManager`, and `NSTextContainer` facilitate assembly and management of the object network.

### `NSTextStorage`

This class offers the following methods for managing its layout managers:

#### `addLayoutManager:`

Adds the specified layout manager to the list of layout managers owned by the text storage object

#### `removeLayoutManager:`

Removes the specified layout manager from the collection of layout managers owned by the text storage object

### `LayoutManager`s



Returns an `NSArray` of layout managers currently managed by the text storage object

## `NSLayoutManager`

This class defines the following four methods for managing its collection of `NSTextContainers`:

### `addTextContainer:`

Adds the specified text container to the end of the list of text containers managed by the layout manager

### `insertTextContainer: atIndex:`

Inserts a text container at the indicated array index into the layout manager's text container array

### `removeTextContainerAtIndex:`

Removes the text container found at the specified index from the layout manager

### `textContainers`

Returns an array of text containers managed by the layout manager

The nature of these methods differs from those declared by `NSTextStorage` for managing layout managers. The order of text containers in a layout manager defines the order in which text containers will be filled with text: containers at lower indices will be filled before those at higher indices.

Finally, `NSTextContainer` associates itself with its partner text view object by using `setTextView:`. Later, the text view is retrieved with the `textView` method.

## 5.2.1 Layout Scenarios

Having control over the layout managers and text containers allows a great deal of flexibility over how a body of text appears onscreen or in print. The possibilities increase when you introduce subclasses of `NSTextContainer` to the system for defining irregular, or nonrectangular layout regions.

### 5.2.1.1 Simple layout

The simplest layout consists of a single view that displays a continuous body of text. This is the layout favored by applications that deal with plain text, such as source code or HTML, as they have little interest in how the text might appear on the printed page. [Figure 5-5](#) shows the object configuration that establishes this "normal" view.

## Figure 5-5. Configuration of the core classes for displaying a body of continuous text

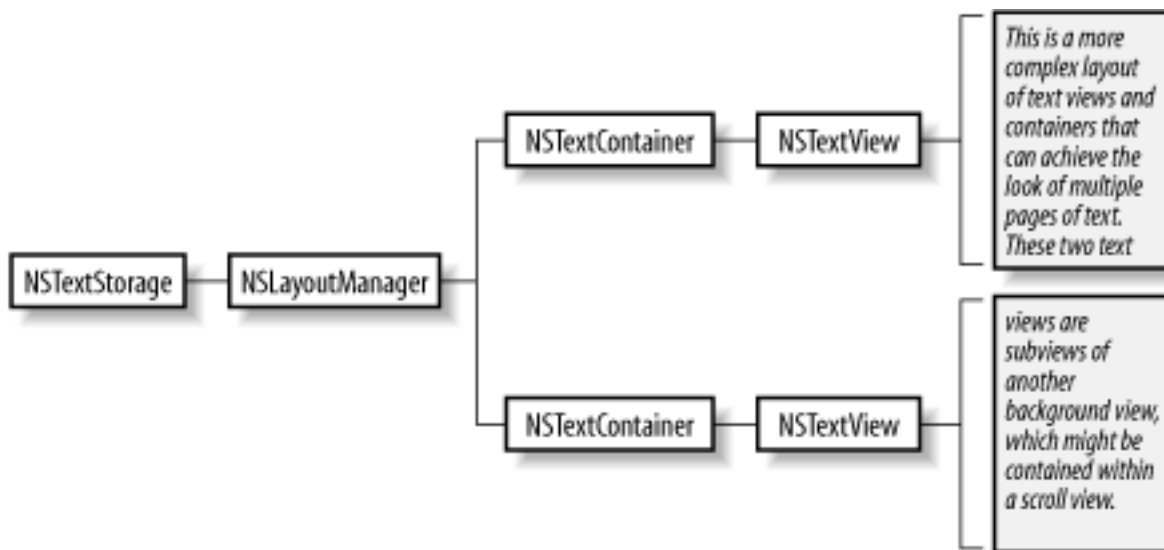


[Figure 5-5](#) shows one instance of each of the four core text classes: one text storage object that manages a single layout manager, which in turn manages one text container/text view object pair. The text view exists as a subview of an `NSScrollView`, which allows the user to scroll through the contents of a larger document that cannot be displayed in one screen. You can build this simply by adding a text view to the application in Interface Builder or by using `NSTextView`'s `initWithFrame:`.

### 5.2.1.2 Paginating text

A more complex text layout, shown in [Figure 5-6](#), is the so-called "page-view," in which the text is displayed onscreen as a series of pages.

**Figure 5-6. A more complex configuration that presents text in a "page-view"**



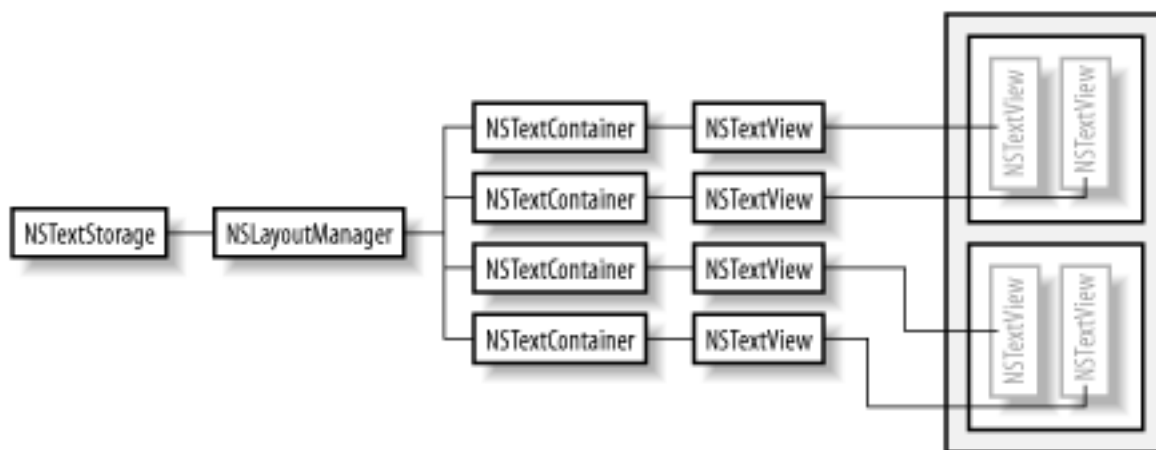
This layout is common in word processors, such as Microsoft Word or TextEdit, where text layout on multiple pages is important. This layout is implemented with a pair of `NSTextContainer` and `NSTextView` objects for each page of the document. The layout manager determines the order in which to fill each page according to the order of `NSTextContainers` in the layout manager's array of text containers. The mechanism `NSLayoutManager` uses to notify a delegate that the current text container is filled can be a cue to create a new text container/text view pair and accommodate more text. From the user's perspective, this mechanism allows pages to be added to the document and displayed on screen dynamically.

### 5.2.1.3 Multicolumn text

The pattern introduced in [Figure 5-6](#) can apply to the situation in [Figure 5-7](#): a multicolumn, multipage document. In this configuration, a pair of `NSTextContainer` and `NSTextView` objects represents each column. The order in which columns and pages are filled depends on the order of `NSTextContainer` objects

in the `NSLayoutManager` instance.

**Figure 5-7. Objects involved in creating a multicolumn, multipage document**

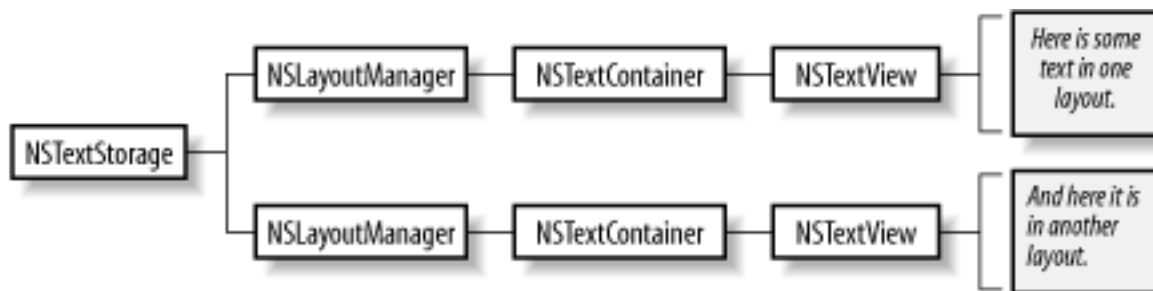


This gives the illusion of four pages of text, which you might see in a Print Preview window. To create the appearance of a true multicolumn, multipage document (as in [Figure 5-7](#)), the column text views are grouped within a regular `NSView` which represents a page. That page (`NSView`) may be the same color of the column (the `NSTextView`s), which means that you only see the text on a solid background. Again, the collection of views that represent a single page is arranged on a gray background view that is a child view of a scroll view.

#### 5.2.1.4 Multiple simultaneous layouts

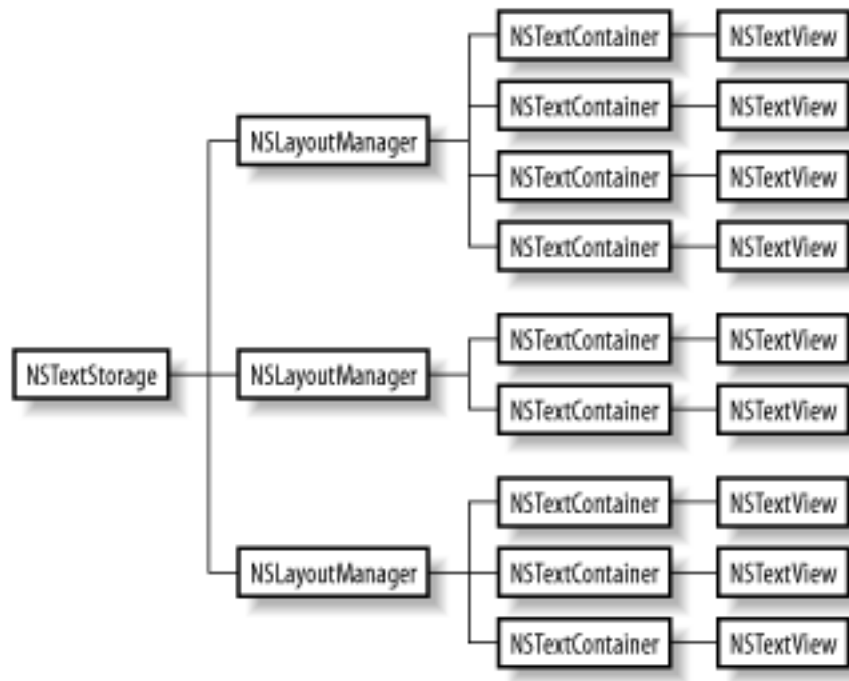
As mentioned earlier, `NSTextStorage` objects are not limited to just one layout manager; they can have many layout managers, if necessary. This scenario lets you lay out the same body of text in multiple styles specified by each layout manager. [Figure 5-8](#) illustrates how multiple layout managers can present text in two layouts simultaneously.

**Figure 5-8. Using multiple layout managers to display text data in different layouts**



The flexibility achieved through cleverly arranging `NSTextView`s within `NSView`s can create many effects, resulting in endless possibilities, as shown in [Figure 5-9](#).

**Figure 5-9. You can create complex networks of objects**



## 5.2.2 NSLayoutManager Delegation

`NSLayoutManager` employs a delegate object that may respond to two methods:

- `layoutManager: didCompleteLayoutForTextContainer: atEnd:`
- `layoutManagerDidInvalidateLayout:`

The first method notifies the delegate when the layout manager finishes formatting the text in the specified text container object. This method can be used to control the appearance of progress indicators in the user interface, or it can enable or disable buttons that control text layout. `NSLayoutManager` passes `nil` as the text container argument when it has no more room to lay out its text in the existing text container. This information can be used to help you create a new text container/text view pair, which is added to the `NSLayoutManager`'s list of managed text containers.

[Example 5-1](#) demonstrates how to implement `layoutManager: didCompleteLayoutForTextContainer: atEnd:`. The code in [Example 5-1](#) creates the layout situation shown in [Figure 5-6](#). When a text container fills up with text, the delegate responds by using this method to create additional layout space.

### Example 5-1. Creating text containers dynamically

```

- (void)layoutManager: (NSLayoutManager *)lm
    didCompleteLayoutForTextContainer: (NSTextContainer *)tc
    atEnd: (BOOL)flag
{
    if (!tc) {
        NSSize tcSize = NSMakeSize( 300, 500 );
        NSTextContainer *cont = [[NSTextContainer alloc]
                                initWithContainerSize: tcSize];
        [[[textStorage layoutManagers]
          lastObject] addTextContainer: cont];
    }
}
  
```

```

NSTextView *tv = [[NSTextView alloc]
                  initWithFrame:[self frameForNewTextView];
                  textContainer: cont];
[canvas addSubview: tv];
}
}

```

The delegate method in [Example 5-1](#) is invoked every time the current text container fills up. However, your implementation will work only when the text container passed to you in the argument list is `nil`, which indicates that the layout manager has filled its current text container. This method deals with a filled text container by creating a new one and adding it to the list of text containers managed by the layout manager. This is accomplished with the `NSTextContainer` initializer, `initWithContainerSize:`.

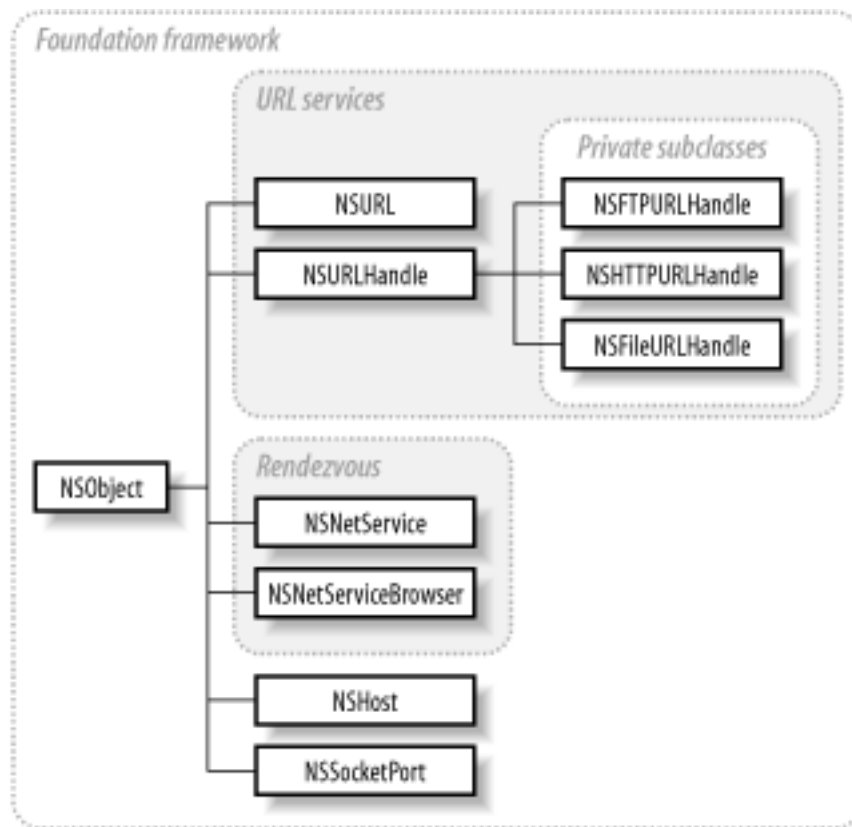
The `textStorage` variable is an instance variable of the class in which this method is implemented. This instance variable is assigned to the text storage object for the application. To add the new text container, `cont`, to the list of text containers managed by the layout manager, obtain the layout manager with the `layoutManagers` method. Since this method returns an `NSArray` of layout managers, even if there is just one, a `lastObject` method is sent to get an instance of `NSLayoutManager`, which receives an `addTextContainer:` message with `cont` as the argument.

To create a text view to pair with the text container, use the designate initializer of `NSTextView`. This initializer requires a frame for the text view, as well as the text container it needs to associate with the text view. [Example 5-1](#) relies on another hypothetical method, `frameForNewTextView`, to return a frame rect that places the new text view below the previous one. The text view is then added as a subview of `canvas`. In this example, `canvas` is best represented by the gray region of [Figure 5-7](#); individual text views are pages displayed in a series on this background view.

## Chapter 6. Networking

Networking is a critical component of many applications today. Networking APIs can take many forms, including TCP/IP communications with the sockets library or interprocess communications using Cocoa's distributed objects system. Mac OS X's Darwin layer includes all standard Unix networking technologies and APIs, which are fully accessible from any Cocoa application. In addition to being able to access the Unix APIs, the Foundation framework implements several classes that give applications a higher-level interface for working with networking technologies. This chapter summarizes Foundation's networking classes, shown in [Figure 6-1](#).

**Figure 6-1. Hierarchy of networking-related classes in the Foundation framework**



Click [here](#) to show toolbars of the Web Online Help System: [show toolbars](#)

[\[ Team LiB \]](#)

◀ PREVIOUS    NEXT ▶

## 6.1 Hosts

**NSHost** provides services that find host names from addresses and addresses from host names. **NSHost** relies on the network services available to the operating system, such as LDAP, NetInfo, or the Domain Name Service (DNS). [Example 6-1](#) shows how to use **NSHost**.

### Example 6-1. Using NSHost

```
// Get the NSHost object for the current host
NSHost *host = [NSHost currentHost];

// Get the name of a host
NSString *name = [host name];

// Get the address of a host; returns "xxx.xxx.xxx.xxx" string
NSString *addr = [host address];

// Other ways to create a host object
NSHost *host = [NSHost hostWithAddress:@"www.oreilly.com"];
NSHost *host = [NSHost hostWithName:@"209.204.146.22"];

// If a host has multiple names or address, use the following
NSArray *names = [host names];
NSArray *addrs = [host addresses];
```

[\[ Team LiB \]](#)

◀ PREVIOUS    NEXT ▶

[This HTML Help has been published using the chm2web software.](#)

Click [here](#) to show toolbars of the Web Online Help System: [show toolbars](#)

[\[ Team LiB \]](#)

◀ PREVIOUS    NEXT ▶

## 6.2 URL Resources

Foundation has two classes that facilitate working with URLs: `NSURL` and `NSURLHandle`. `NSURL` represents a Uniform Resource Locator (URL). This class lets applications create, manipulate, and pick apart URLs. `NSURLHandle` accesses data and resources specified by an instance of `NSURL`. This class can access resources provided by HTTP, FTP,<sup>[1]</sup> and file services.

[1] FTP support in `NSURLHandle` was added in Mac OS X 10.2 and is not available in earlier versions of Mac OS X.

### 6.2.1 Working with URLs

`NSURL` represents a URL—the human-readable host names and paths that various network clients use to locate resources on the local filesystem or over the Internet. `NSURL` provides a number of methods and initializers that let you create instances in many different ways, as shown in [Example 6-2](#).



Core Foundation has a type, `CFURL`, that is "toll-free bridged" to `NSURL`. As such, the two types can be used interchangeably. `CFURL` and `NSURL` are essentially equivalent: `NSURL` objects can be used in Core Foundation calls that ask for a `CFURL`, and vice versa. `NSURL` is just one of several Foundation classes that have a bridged Core Foundation equivalent.

#### Example 6-2. Creating and initializing instances of `NSURL`

```
// From a string...
NSURL *url = [NSURL URLWithString:@"http://www.macdevcenter.com"];
url = [[NSURL alloc]
        initWithString:@"http://www.macdevcenter.com"];

// From a file path...
url = [NSURL fileURLWithPath:@"/Users/mike/Pictures/pic.tiff"];
url = [[NSURL alloc]
        initWithFileURLWithPath:@"/Users/mike/Pictures/pic.tiff"];

// Access a URL with scheme, host, and path
url = [[NSURL alloc] initWithScheme:@"FTP" host:@"localhost"
        path:@"/Some/Path"];
```

In [Example 6-2](#), the last initializer, `initWithScheme:host:path:`, specifies the scheme used by the host the URL points to. In this case, an FTP address was specified; however, the backend to `NSURL`'s data



transfer functionality, `NSURLHandle`, supports HTTP and file URL schemes as well.

`NSURL` includes an assortment of methods that let you pick apart URLs to extract pieces of information from them, such as the URL path, the host name, the base URL, and the query string. [Example 6-3](#) illustrates several `NSURL` methods.

### Example 6-3. NSURL methods

```
NSURL *url = [NSURL URLWithString:@"http://www.google.com/
search?hl=en&ie=ISO-8859-1&q=NSURL&btnG=Google+Search"];

NSString *s;
s = [url host];           // Returns "www.google.com"
s = [url scheme];       // Returns "HTTP"
s = [url path];         // Returns "/search"

// Returns "//www.google.com/search?hl=en&ie=ISO-8859-1&q=NSURL&btnG=Google+Search"
s = [url resourceSpecifier];

// Returns "hl=en&ie=ISO-8859-1&q=NSURL&btnG=Google+Search"
s = [url query];
```

While `NSURLHandle` implements data transfer functionality, `NSURL` provides a handful of convenience methods that can transfer data without having to instantiate `NSURLHandle`. These methods, whose usage is shown in [Example 6-4](#), include:

- `resourceDataUsingCache:`
- `setResourceData:`
- `loadResourceDataNotifyingClient:usingCache:`

### Example 6-4. Using NSURL data access methods

```
// Create an instance of NSURL from an NSString
NSString *urlStr = @"http://host_address/image.jpg";
NSURL *url = [NSURL URLWithString:urlStr];

// Download data from the resource located by a URL
NSData *data = [url resourceDataUsingCache:NO];
NSImage *img = [[NSImage alloc] initWithData:data];

// Write data to a resource located by a URL
NSData *data = [img TIFFRepresentation];
[url setResourceData:data];
```

If **YES** is passed to the `resourceDataUsingCache:` method, `NSURL` attempts to load the resource from the cache if it was loaded previously. If the resource was not loaded, then the host will load it. Passing **NO** to this method tells `NSURL` to always fetch the data from the host, even if it has done so already.



Many Cocoa classes that work with files have methods that let clients interact with files through standard file paths or URLs. For example, you could have replaced the middle two lines of code in [Example 6-4](#) with `NSImage`'s initializer `initWithContentsOfURL:`, supplying `url` as the argument.

## 6.2.2 URL Handles

`NSURLHandle` provides an interface for uploading and downloading data to and from a resource specified by an instance of `NSURL`. `NSURLHandle` actually offloads much of this work to subclasses that implement `NSURLHandle`'s interface to work with various schemes. `NSURLHandle`'s subclasses include `NSFileURLHandle`, `NSFTPURLHandle`, and `NSHTTPURLHandle`. These three subclasses are private—all interaction with them is through `NSURLHandle`'s public interface, which creates the proper subclass based on the provided `NSURL` object's scheme. For most purposes, the interface provided by `NSURL` should be sufficient for resource access. `NSURLHandle` is most useful when you need to create a new subclass to support a URL scheme other than file, FTP, or HTTP.

### 6.2.2.1 Managing subclasses

`NSURLHandle`'s subclasses are responsible for implementing the resource acquisition mechanics needed by a URL scheme. When created, that subclass needs to be registered with `NSURLHandle` using the class method `registerURLHandleClass:`. The registration process makes `NSURLHandle` aware of a subclass's availability to handle a new URL scheme.

To determine whether `NSURLHandle` handles a particular URL scheme, use the class method `canInitWithURL:`. Additionally, you can retrieve the actual class object used by `NSURLHandle` for a particular URL scheme by invoking the class method `URLHandleClassForURL:`.

[\[ Team LiB \]](#)

◀ PREVIOUS    NEXT ▶

[This HTML Help has been published using the chm2web software.](#)

Click [here](#) to show toolbars of the Web Online Help System: [show toolbars](#)

[\[ Team LiB \]](#)

◀ PREVIOUS    NEXT ▶

## 6.3 Rendezvous Network Services

*Rendezvous* is Apple's implementation of *zero-configuration networking* (Zeroconf). Introduced with the Jaguar release of Mac OS X, Rendezvous brings AppleTalk's ease of use to standard IP networking. This gives the user the ability to browse for printing, file sharing, or any other IP-based services much as was done with the Chooser in earlier versions of the Mac OS.



For more information on Rendezvous networking, see Apple's Rendezvous developer page at <http://developer.apple.com/macosx/rendezvous/>, or visit the Zeroconf working group web site at <http://www.zeroconf.org>.

Foundation provides access to Rendezvous' low-level APIs through the classes `NSNetService` and `NSNetServiceBrowser`. An application registers, or *publishes*, a service on the network by using `NSNetService`. The class `NSNetServiceBrowser` searches for and discovers services that are registered elsewhere. This section provides an overview of how these classes fit into an application.

### 6.3.1 NSNetService

`NSNetService` represents a network service that applications either publish or use as a client. A *network service* can be FTP, Telnet, SSH, HTTP, or something of your own design.

The Picture Sharing application included with the Foundation example code found in the Developer Tools installation (`/Developer/Examples/Foundation/PictureSharing`) is an example of a custom Rendezvous service. This example has two applications: a server application that publishes a picture sharing service and a client application that browses for picture sharing services.

To set up `NSNetService`, you must do the following:

1. Configure a listening server socket that clients will connect to.
2. Initialize an `NSNetService` object with the service domain, type, name and port.
3. Assign a delegate object to this instance.
4. Handle any messages received by the delegate.

Before a service can be published, you must first create a network socket to which clients connect to access the service. While the Net Services API (which collectively refers to `NSNetService` and `NSNetServiceBrowser`) has little to do with data transfer between hosts, it has everything to do with

advertising a service's existence on a local network. On Mac OS X, several APIs can create a socket: `NSSocketPort` provides an Objective-C API for sockets, CoreFoundation provides the `CFSocket` API, and Darwin has the BSD Sockets API. Since this book focuses on how to accomplish tasks with Cocoa, a discussion of the use of `NSSocketPort` is relevant and will be discussed later, while the Unix and CoreFoundation APIs are beyond the scope of this book.

### 6.3.1.1 Initializing `NSNetService` for publication

`NSNetService` has two initializers:

- `initWithDomain:type:name:port:`
- `initWithDomain:`

`NSNetService`'s *publication-appropriate* initializer is `initWithDomain:type:name:port:`. The first argument to this method is the domain in which the service is registered. As of Mac OS X 10.2, only the local registration domain, `.local.`, is supported. Since the Zeroconf working group is still hammering out the details of zero-configuration networking, the local domain may not always be `.local.` As such, passing an empty string to `initWithDomain:` is preferable to passing `.local.` as the domain. Doing so tells `NSNetService` to register the services under the default domain.

The `type:` argument specifies the service type and transport protocol. This string takes the form `_servicetype._tcp.`, where `_servicetype` can be any standard service such as HTTP, FTP, or Telnet, or it may be an arbitrary service type specific to your application, such as `_myservice`.



The *Internet Assigned Numbers Authority* maintains a catalog of service names and a list of ports where applications can find these services. You can find this catalog at <http://www.iana.org/assignments/port-numbers>. The `/etc/services` file contains a similar catalog of service names and port numbers.

The third argument, `name:`, is the human-readable name for the service displayed in service browser lists. It can be any UTF8 string you like. Finally, `port:` is the port number to which the service socket is bound. To publish a service, invoke `NSNetService`'s `publish` method. To remove a service from the network, send a `stop` message to the service instance. [Example 6-5](#) shows how an application can create and publish a service.

#### Example 6-5. Creating and publishing a network service

```
// Socket used for listening for incoming connections bound to port 631
NSSocketPort *s = [[NSSocketPort alloc] initWithTCPPort: 631];

NSNetService *serv = [[NSNetService alloc] initWithDomain:@" "
                    type:@"_ipp._tcp"
                    name:@"R&D Printer"
                    port: 631];

[serv setDelegate: delegateObject];
[serv publish];
```

```
// Remove the service from the network  
[serv stop];
```

`NSNetService` tells interested parties that the designated host has a socket listening for connections on the specified port. `NSNetService` multicasts the address and port information for an open socket to the network. The response message from the Rendezvous host contains additional information that identifies the service name and type. Whether or not a socket is listening on that port is another question; `NSNetService` puts us on the honor system to make sure everything is configured properly.

The Net Services API uses delegation to drive an application's user interface and for error handling. Setting the delegate of an instance of `NSNetService` or `NSNetServiceBrowser` is essential for using these classes effectively.

### 6.3.1.2 NSNetService delegate methods

`NSNetService` declares that the delegates should implement the following methods:

#### `netServiceWillPublish:`

Notifies the delegate that the service is about to be published. The `NSNetService` that invoked this method is passed in the argument.

#### `netService: didNotPublish:`

Notifies the delegate of an error that occurred while attempting to publish the service. The `netService:` argument is the `NSNetService` object that produced the error, and the `didNotPublish:` argument is an error dictionary containing information about the error. The dictionary contains objects for the keys `NSNetServiceErrorCode` and `NSNetServiceErrorDomain`.

#### `netServiceWillResolve:`

Invoked in the delegate when the network is ready to resolve the service. This method is invoked only after sending a `resolve` message to the service object. The argument is the `NSNetService` that received the `resolve` message.

#### `netService: didResolve:`

Notifies the delegate that the service was successfully resolved and is now ready to use. At this point, the address used to connect to the service has been verified and is ready to use.

#### `netService: didNotResolve:`

If an error occurs while attempting to resolve a service, the delegate is notified via this method. The `netService:` argument is the service instance that produced the error, and the `didNotResolve:` argument contains the error dictionary. The dictionary keys `NSNetServiceErrorCode` and `NSNetServiceErrorDomain` provide information about the error.

#### `netServiceDidStop:`

This method is invoked in the delegate when invoking the `stop` method in an `NSNetService` that previously received a `publish` or `resolve` message.

Instances of `NSNetService` either publish or resolve a service, and thus far this chapter has only shown how to publish a service. Services meant for publication can't be used for resolution, and those meant for resolution can't be used for publication.

The delegate methods of `NSNetService` reflect this division. The three methods `netServiceWillResolve:`, `netService:didResolve:`, and `netService:didNotResolve:` notify the delegate of the status of a service resolution request (in response to a `resolve` message). The remaining methods, `netServiceWillPublish:`, `netService:didNotPublish:`, and `netServiceDidStop:`, notify the delegate of a `publish` operation's status. Services meant for publication do not invoke resolution-specific delegate methods, and those services meant for resolution won't ever invoke publication-specific delegate methods.

Implementing these delegate methods is not necessary for a functioning instance of `NSNetService`. Net services can be published and resolved without having been assigned a delegate; however, without a delegate, there is no way of knowing a particular net service object's status.

### 6.3.1.3 Errors

`NSNetService` declares the delegate methods `netService:didNotPublish:` and `netService:didNotResolve:`. These methods notify the delegate of an error that may have occurred in a `publish` or `resolve` operation. Each method passes the net service object invoking the methods in the first argument, and a dictionary describing the nature of the error in the second argument.

The error dictionary contains two keys: `NSNetServicesErrorDomain` and `NSNetServicesErrorCode`. The first key is for an object that shows where the error occurred: in the lower-level networking layer or in the `NSNetService` implementation. The `NSNetServicesErrorCode` key reflects the nature of the error by returning an `NSNumber`, which corresponds to one of the constants described in [Table 6-1](#).

**Table 6-1. Net services error codes**

Error code	Description
<code>NSNetServicesUnknownError</code>	An unknown error occurred.
<code>NSNetServicesCollisionError</code>	This error results when a service tries to register a service under a name that is already taken.
<code>NSNetServicesNotFoundError</code>	The service (attempting to be resolved) could not be found on the network.

<code>NSNetServicesActi vityInProgress</code>	The net service is busy and cannot process the request.
<code>NSNetServicesBadArgumentError</code>	An invalid argument was used when initializing the <code>NSNetService</code> instance.
<code>NSNetServicesCancelledError</code>	The client cancelled the action.
<code>NSNetServicesInvalidError</code>	The net service was configured improperly.

### 6.3.2 NSNetServiceBrowser

The `NSNetServiceBrowser` class is an implementation of Rendezvous' service discovery protocol. This class depends heavily on a delegate, which is the only means of alerting an application to the discovery of a service. `NSNetServiceBrowser` searches for domains as well as services and uses the same mechanisms in the delegate object to report discovered domains. The methods that a delegate of `NSNetServiceBrowser` may implement are as follows:

`netServiceBrowser: didFindDomain: moreComing:`

Notifies the delegate that a domain was discovered.

`netServiceBrowser: didRemoveDomain: moreComing:`

Notifies the delegate when a previously discovered domain becomes unavailable.

`netServiceBrowser: didFindService: moreComing:`

Notifies the delegate that a service was discovered.

`netServiceBrowser: didRemoveService: moreComing:`

Notifies the delegate objects that a previously discovered service was removed from the network while searching.

`netServiceBrowser: didNotSearch:`

If an error occurs, this method notifies the delegate. The first argument is the service browser instance reporting the error, and the second argument is the error dictionary that contains information about the nature of the error.

`netServiceBrowserWillSearch:`

Notifies the delegate that the network is ready and the search is about to commence. The method is

passed the service browser instance that is about to begin searching.

### `netServiceBrowserDidStopSearch:`

Notifies the delegate that a search ended as a result of a `stop` message to the service browser object. It can perform housekeeping tasks when the search completes.

Several of the delegate methods for `NSNetServiceBrowser` listed here include the `moreComing:` argument. This argument contains a `BOOL` value indicating whether or not more services are to be reported (`NSNetServiceBrowser` may discover services faster than they can be reported). The utility of this flag has to do with how the information is reported through the user interface. The idea is that the user interface should be updated with all available information in one fell swoop. Rather than adding a service name to the browser list every time one is discovered, the delegate method should update the interface only if `moreComing:` reports back with `NO`, saying that there are no further services to report at the time.

### 6.3.2.1 Searching for domains

`NSNetServiceBrowser` searches for domains and for services. The previous section discussed the service discovery aspect of `NSNetServiceBrowser`. When searching for domains, you can look for either all domains using the `searchForAllDomains` method or only for those for which you have registration authority with the `searchForRegistrationDomains` method. [Example 6-6](#) shows how to set up a class to search for domains using these methods.

#### Example 6-6. Searching for domains using `NSNetServiceBrowser`

```
// Assume the following instance method exists and has been initialized.  
NSMutableArray *domains;
```

```
- (void)beginDomainSearch  
{  
    // Assume browser is an instance variable  
    browser = [[NSNetServiceBrowser alloc] init];  
    [browser searchForAllDomains];  
  
    // Or use [browser searchForRegistrationDomains];  
}  
  
- (void)netServiceBrowser:(NSNetServiceBrowser *)browser  
    didFindDomain:(NSString *)domainString  
    moreComing:(BOOL)moreComing  
{  
    [domains addObject:domainString];  
  
    if ( moreComing == NO )  
        [self updateUI];  
}  
  
- (void)netServiceBrowser:(NSNetServiceBrowser *) browser  
    didRemoveDomain:(NSString *)domainString  
    moreComing:(BOOL)moreComing  
{  
    [domains removeObject:domainString];  
}
```



```
if ( moreComing == NO )
    [self updateUI];
}
```

In [Example 6-6](#), note the "Or" comment in the method `beginDomainSearch`. The comment appears to be relatively innocuous, but it brings up an important point about the capabilities of `NSNetServiceBrowser`. `NSNetServiceBrowser` may perform only one search at a time, and this holds true for domain and service searches. If you want to perform multiple searches, either wait for a search to stop and restart your desired search or create multiple instances of `NSNetServiceBrowser`.

Once the list of domains is obtained, use these strings to specify the domain you would like to search in for services. You also have the option of passing an empty string to indicate that you would like to search in the default domain, as was true when initializing an instance of `NSNetService`.

[\[ Team LiB \]](#)

◀ PREVIOUS    NEXT ▶

---

[This HTML Help has been published using the chm2web software.](#)

Click [here](#) to show toolbars of the Web Online Help System: [show toolbars](#)

[\[ Team LiB \]](#)

◀ PREVIOUS    NEXT ▶

## 6.4 Sockets

It is possible to interact with Darwin's BSD sockets API in all of Mac OS X's C-based application environments, including Cocoa. This API is declared primarily in the headers *sys/socket.h* and *netinet/in.h*, and is discussed at length in *Unix Network Programming*, by W. Richard Stevens (Prentice Hall, 1998). Core Foundation also provides an API to sockets with `CFSocket`. However, discussion of `CFSocket` is beyond the scope this book. Instead, the next section provides shows how to interact with sockets using the Foundation class `NSSocketPort`.

In earlier versions of Mac OS X (prior to Mac OS X 10.2), `NSSocketPort` was used exclusively as part of Cocoa's distributed objects architecture. `NSSocketPort` created sockets-based distributed objects connections across a network. However, now `NSSocketPort` provides a convenient alternative to the C sockets API for raw messaging.

`NSSocketPort` makes it possible to create sockets configured either as local listening sockets (*server sockets*) or sockets connected to a remote host (*client sockets*). The simplest way to initialize a listening socket port object is using the method `initWithTCPPort:`. This method takes a port number as an argument and returns an `NSSocketPort` object representing a TCP/IP streaming socket. If 0 is passed as the port number, then the operating system selects a port to bind to the socket.

Initialize an `NSSocketPort` to connect to a remote socket with the method `initWithRemoteTCPPort:host:`. This method takes as arguments the port number you connect to on the host specified in the second argument. A connection to the remote host is not actually established until data is sent. The *hostname* may be either a domain-name-like hostname, such as `www.oreilly.com`, or an IPv4-style address, such as `208.201.239.36`.

Several of `NSSocketPort`'s methods provide information about the socket, including:

### address

This method returns an `NSData` object that contains the socket's `sockaddr` structure, which provides information about the sockets address.

### protocol

This method returns an `int` specifying the protocol used by the receiver, and `protocolFamily` returns an `int` specifying the protocol family used by the receiver.

### socketType

This method returns an `int` that identifies the receiver's socket type.

The values returned by these methods are the same as the values of the constants used in the BSD sockets API. If you're familiar with socket programming on a Unix system, you should feel right at home with `NSSocketPort`.

The `socket` method returns a native OS socket file descriptor, which can then be used with the standard C functions `read` and `write`, or to initialize an `NSFileHandle`. [Example 6-7](#) demonstrates how to use `NSSocketPort` to create sockets.

### Example 6-7. Making sockets with `NSSocketPort`

```
// Local TCP/IP socket of type SOCK_STREAM listening on port 52279
NSSocketPort *sock= [[NSSocketPort alloc] initWithTCPPort: 52279];

// Socket to connect to remote host
sock = [[NSSocketPort alloc]
        initWithTCPPort: 52279 host:@"10.0.1.3"];
```

[\[ Team LIB \]](#)

[◀ PREVIOUS](#) [NEXT ▶](#)

---

[This HTML Help has been published using the chm2web software.](#)

Click [here](#) to show toolbars of the Web Online Help System: [show toolbars](#)

[\[ Team LiB \]](#)

◀ PREVIOUS    NEXT ▶

## 6.5 NSFileHandle

**NSFileHandle** provides methods that let you read and write data from a file or communication channel asynchronously in the background. [Chapter 2](#) discussed file access with **NSFileHandle**. This section describes **NSFileHandle**'s asynchronous communications features and how they apply to networking.

You can obtain a socket file descriptor from an instance of **NSSocketPort** by sending a **socket** message to the socket port object. With the socket descriptor, you are able to initialize an instance of **NSFileHandle** with the method **initWithFileDescriptor:**. The **initWithFileDescriptor:closeOnDeallocation:** method is an extension of this method that specifies whether or not the file descriptor will close when the file handle object is deallocated. By default, the file handle object does not close the file descriptor and ownership of that descriptor remains with the object that created the file handle. To determine an **NSFileHandle** instance's file descriptor, invoke the method **fileDescriptor**.

**NSFileHandle** provides the following three methods for performing asynchronous background communication:

### **acceptConnectInBackgroundAndNotify**

This method is valid only for **NSFileHandle** instances initialized with a socket file descriptor (of type **SOCK\_STREAM**), and causes the socket represented by the file handle to listen for new connections. This method returns immediately while a background thread accepts client connections over the socket. Observers are notified of new connections by registering for the notification **NSFileHandleAcceptedConnectonNotification**. The notification's **userInfo** dictionary contains a new socket file handle connected to the client that initiated the connection, which frees the listening socket to accept additional connections. You can obtain the socket from the **userInfo** dictionary through the key **NSFileHandleNotificationFileHandleItem**.

### **readInBackgroundAndNotify**

This method begins an asynchronous read operation on a socket in the background by invoking the method **availableData**. This method is generally invoked in the file handle object that represents the socket connected to the client that is obtained from the **NSFileHandleAcceptedConnectonNotification** **userInfo** dictionary. When data is read, the connected socket file handle posts an **NSFileHandleReadCompletionNotification**, whose **userInfo** dictionary contains the data that was read. You can obtain this **NSData** object by using the **NSFileHandleNotificationDataItem** key.

### **readToEndOfFileInBackgroundAndNotify**

This method behaves similarly to **readInBackgroundAndNotify**, except the **NSFileHandle** method **readToEndOfFile** is invoked. When all data has finished being read, the file handle posts an **NSFileHandleReadToEndOfFileCompletionNotification**. You can obtain the read data

from the `userInfo` dictionary by using the `NSFileHandleNotificationDataItem` key.

`NSFileHandle` declares three additional methods that include a `ForModes:` argument:

- `acceptConnecti onI nBackgroundAndNot i fyForModes:`
- `readI nBackgroundAndNot i fyForModes:`
- `readToEndOfFi l eI nBackgroundAndNot i fyForModes:`

The `ForModes:` argument specifies which run loop modes each method's notification may be posted in. This specification provides finer control over operation of the notification process.

[Example 6-8](#) shows how to use `NSFileHandle` to implement a simple server infrastructure.

## Example 6-8. Using `NSFileHandle` for server socket communication

```
- (void)startServer
{
    NSSocketPort *sockPort;
    sockPort = [[NSSocketPort alloc] initWithTCPPort:12345];
    int socketFD = [sockPort socket];

    NSFileHandle *listeningSocket;
    listeningSocket = [[NSFileHandle alloc]
                      initWithFileDescriptor:socketFD];

    NSNotificationCenter *nc;
    nc = [NSNotificationCenter defaultCenter];
    [nc addObserver:self
         selector:@selector(spawnChildConnecti on:)
         name:NSFileHandleConnecti onAcceptedNot i f i c a t i o n
         object:listeningSocket];

    [listeningSocket acceptConnecti onI nBackgroundAndNot i fy];
}

/*
 * This method is invoked in response to
 * NSFileHandleConnecti onAcceptedNot i f i c a t i o n
 */
- (void)spawnChildConnecti on:(NSNotification *)note
{
    NSFileHandle *connectedSocket = [[note userInfo]
                                     objectForKey:NSFileHandleNot i f i c a t i o n F i l e H a n d l e I t e m];

    NSNotificationCenter *nc;
    nc = [NSNotificationCenter defaultCenter];

    [nc addObserver:self
         selector:@selector(processClientData:)
         name:NSFileHandleReadCompl eti onNot i f i c a t i o n
         object:connectedSocket];

    // Send a message to the client, acknowledging that the connection was accepted
```

```

[connectedSocket writeData: ackData];

[connectedSocket readInBackgroundAndNotify];
}

/*
 * This method is invoked in response to
 * NSFileHandleReadCompletionNotification
 */
- (void)processClientData: (NSNotification *)note
{
    NSData *data = [[note userInfo]
                    objectForKey: NSFileHandleNotificationDataItem];

    // Do something here with your data

    // Tell file handle to continue waiting for data
    [[note object] readInBackgroundAndNotify];
}

```

[Example 6-9](#) shows a client infrastructure using `NSFileHandle`.

### Example 6-9. Using `NSFileHandle` on the client side

```

- (void)startClient
{
    NSSocketPort *sockPort;
    sockPort = [[NSSocketPort alloc]
                initWithRemoteWithTCPPort: 12345 host:@"10.0.1.3"];
    int sockFD = [sockPort socket];

    NSFileHandle *clientSocket;
    clientSocket = [[NSFileHandle alloc]
                   initWithFileDescriptor: sockFD];

    NSNotificationCenter *nc;
    nc = [NSNotificationCenter defaultCenter];
    [nc addObserver: self
         selector: @selector(processServerData:)
         name: NSFileHandleReadCompletionNotification
         object: clientSocket];

    [clientSocket writeData: dataToWrite];
    [clientSocket readInBackgroundAndNotify];
}

/*
 * This method is invoked in response to
 * NSFileHandleReadCompletionNotification
 */
- (void)processServerData: (NSNotification *)note
{
    NSData *data = [[note userInfo]
                    objectForKey: NSFileHandleNotificationDataItem];
}

```

```
// Do something here with your data

// Tell file handle to continue waiting for data
[[note object] readInBackgroundAndNotify];
}
```

[\[ Team LiB \]](#)

[◀ PREVIOUS](#) [NEXT ▶](#)

---

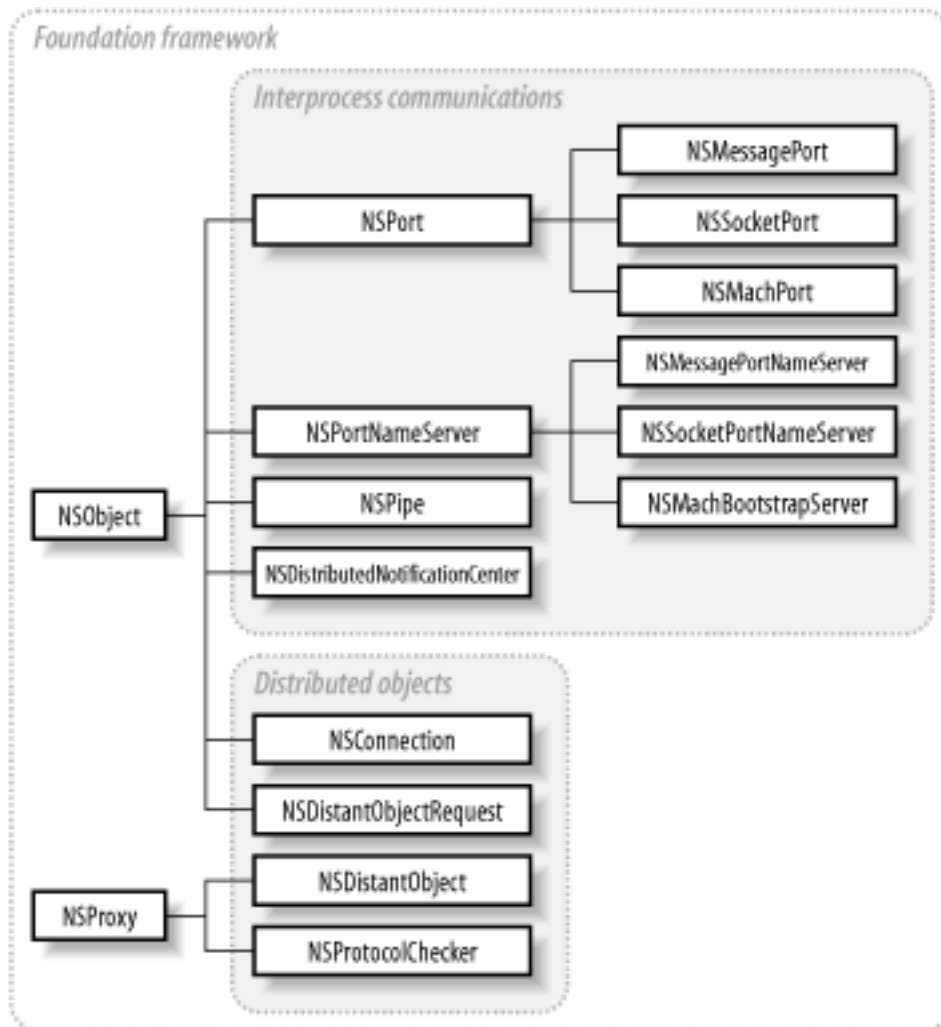
[This HTML Help has been published using the chm2web software.](#)

## Chapter 7. Interapplication Communication

Several of Cocoa's classes provide support for interapplication and interthread communication. The Foundation class `NSPipe` provides an interface to Unix pipes, a long-time staple of Unix interprocess communication (IPC). The Foundation framework also implements a distributed notification system whereby notifications (discussed in [Chapter 2](#)) are sent between applications. The `NSDistributedNotificationCenter` class registers observers with the distributed notification system.

Finally, Cocoa provides a means for high-level IPC, known as distributed objects, that permits object sharing across process boundaries, even on different computers. [Figure 7-1](#) shows the classes involved in interprocess communication.

**Figure 7-1. IPC classes**







Click [here](#) to show toolbars of the Web Online Help System: [show toolbars](#)

[\[ Team LiB \]](#)

◀ PREVIOUS    NEXT ▶

## 7.1 NSPipe

Instances of `NSPipe` represent a one-way channel for communication between two tasks. While one task pours data into one end of the pipe, another process reads that data out. You can create a pipe in two ways: with the convenience constructor `pipe` or with `alloc` and `init`. Every pipe has a read and a write end that objects connect to by retrieving `NSFileHandle` instances using the methods `fileHandleForReading` and `fileHandleForWriting`.

`NSPipe` is also *buffered*, which means that it can store data poured into the write end of the pipe up to a maximum amount that is defined by the underlying operating system. [Example 7-1](#) shows you how to create a pipe by using `NSPipe` and `NSTask`.

### Example 7-1. Using NSPipe to get data from an NSTask instance

```
// Instantiate and initialize a new task
NSTask *task = [[NSTask alloc] init];

// Create a pipe to communicate with the task
NSPipe *pipe = [[NSPipe alloc] init];

// Get a file handle to read from the pipe
NSFileHandle *readEnd = [pipe fileHandleForReading];

// Set the path to launch the task at
[task setLaunchPath:@"bin/ls"];

// Set the arguments; ls takes the directory to list
[task setArguments:[NSArray arrayWithObject:@" / "]];

// Connect the pipe to the task's stdout
[task setStandardOutput:pipe];

// Launch the task
[task launch];

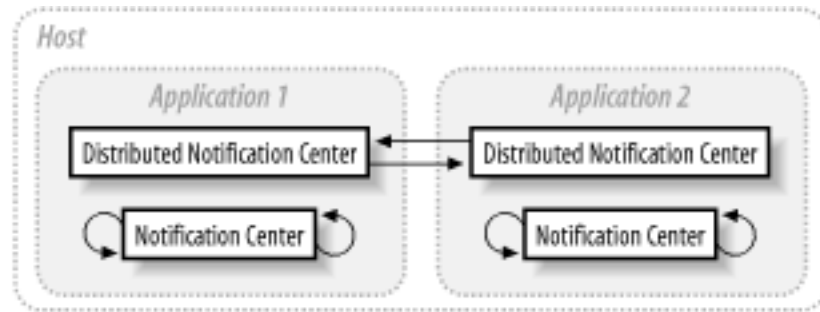
// Once it's launched we can read data from the pipe
NSData *stdoutData = [readEnd availableData];
NSLog(@"%s", [stdoutData bytes]);
```

#### 7.1.1 Distributed Notifications

As noted in [Chapter 2](#), the Foundation framework's notification system, supported by `NSNotification` and `NSNotificationCenter`, coordinates the actions of isolated objects within an application. `NSDistributedNotificationCenter` is used to receive and dispatch notifications sent between

applications, making it possible for objects in one application to respond to changes to the operating environment made by another (see [Figure 7-2](#)).

**Figure 7-2. Distributed notification centers and notification centers**



Distributed notifications are distributed only as far as applications on the local machine. They are not distributed in the same sense as *distributed objects*, for which communications can occur across a network.

`NSDistributedNotificationCenter` is a subclass of `NSNotificationCenter`, and its APIs are almost identical: both require observers to register for notifications, have a default center that is obtained with the  `defaultCenter` class method, and use instances of `NSNotification` as the vehicle for communication.

Distributed notifications may be posted with standard `NSNotificationCenter` methods invoked in the distributed notification center:

- `postNotificationName: object:`
- `postNotificationName: object: userInfo:`

`NSDistributedNotificationCenter` provides an additional method: `postNotificationName: object: userInfo: deliverImmediately:`

Posting with `deliverImmediately` set to `NO` permits normal suspension behavior (described later) of observers. If set to `YES`, the notification is delivered immediately to all observers, regardless of their suspension behavior or suspension state.

When considering the arguments to these methods, remember the two following points: First, since the "object" is passed to another process, which does not share the same address space, distributed notification filtering is based on an object's string value. Second, the `userInfo` dictionary is serialized as a property list, so it can be passed to another task (where it is deserialized back into a dictionary). This serialization imposes the restriction that you can only place objects that conform to the `NSCoding` protocol in the dictionary.

[Example 7-2](#) shows how to set up a distributed notification.

## Example 7-2. Using distributed notifications

```

/*
 * In one application we would register with the default
 * distributed notification center...
 */
- (void) registerForNotes
{
    NSDistributedNotificationCenter *dnc;
    dnc = [NSDistributedNotificationCenter defaultCenter];

    [dnc addObserver: self
               selector: @selector(handleDistributedNote:)
               name: @"CocoaNutDistributedNote"
               object: nil];
}

- (void) handleDistributedNote: (NSNotification *) note
{
    NSLog( @"Received Distributed Notification!" );
}

/*
 * ... and another application might post the notification
 */
- (void) postNotes
{
    NSDistributedNotificationCenter *dnc;
    dnc = [NSDistributedNotificationCenter defaultCenter];
    [dnc postNotificationName: @"CocoaNutDistributedNote"
      object: nil];
}

```

### 7.1.1.1 Suspending delivery

Distributed notification centers can suspend notification delivery. This is done automatically by `NSApplication` when an application is not active. To suspend or resume notification delivery manually, use the method `setSuspended:`, passing `YES` or `NO` as appropriate. To inquire into the suspension state of a distributed notification center, use the `suspended` method.

Suspending a distributed notification center only suspends delivery of notifications by the distributed notification center, not the reception of distributed notifications. In addition to `NSNotificationCenter`'s `addObserver:selector:name:object:`, the `NSDistributedNotificationCenter` method `addObserver:selector:name:object:suspensionBehavior:` can add observers to a distributed notification center. This lets you specify how notifications that would otherwise be sent to the observer should be handled when delivery is suspended.

`NSDistributedNotificationCenter` has four constants, which are used to specify suspension behaviors:

#### `NSNotificationCenterSuspensionBehaviorDrop`

Notifications to observers with this suspension behavior are dropped without further consideration when notification delivery is suspended; it would be as if the notification were never received by the application.

## **NSNotificationSuspensionBehaviorCoalesce**

This suspension behavior causes multiple, identical notifications destined for the observer during suspension to be delivered as a single notification when suspension is lifted.

## **NSNotificationSuspensionBehaviorHold**

Any notification received during delivery suspension is held and delivered to the observer when delivery suspension is removed.

## **NSNotificationSuspensionBehaviorDeliverImmediately**

This behavior causes notifications to the observer to be delivered regardless of the suspension state.

When **YES** is passed to the `postNotificationName:object:userInfo:deliverImmediately:` method, the notification is delivered to all observers regardless of the suspension state of the respective distributed notification centers. Here notification posters have the power to override suspension, whereas observers can override suspension by using the last suspended behavior in the previous list.

## **7.1.2 Distributed Objects**

Cocoa's distributed objects (DO) architecture provides a very high-level interface to interprocess communication. It also lets objects in one application transparently send messages to an object in another application, whether it is on the same or a different computer. Instances of `NSDistantObject` represent objects in a remote application. `NSDistantObject` is a subclass of `NSProxy` (the only other root class in Cocoa besides `NSObject`). `NSDistantObject` relies on the underlying architecture to forward messages and receive return values or exceptions.

### **7.1.2.1 DO architecture**

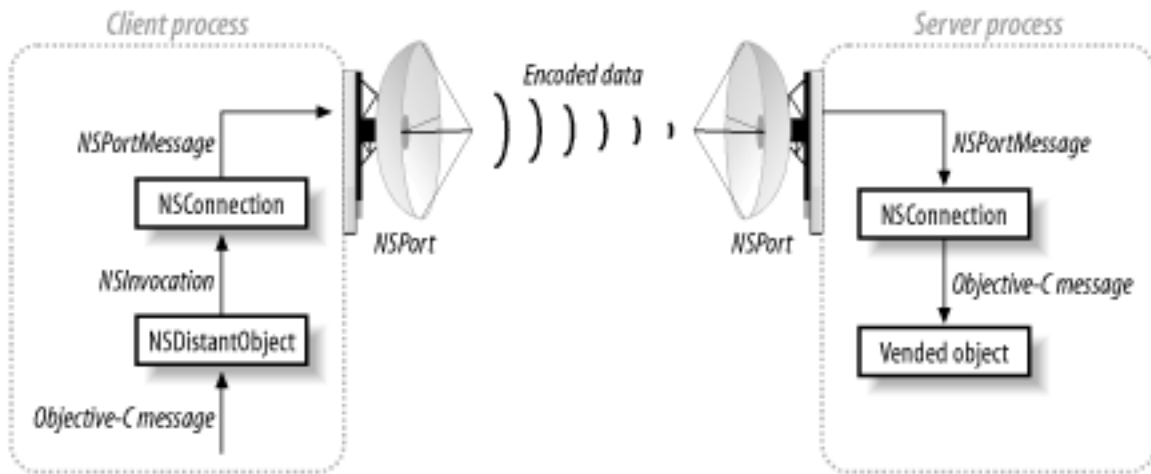
Several Foundation classes participate in the distributed objects system. The primary interface for distributed objects, however, is through the class `NSConnection`, which vends objects on the server-side and connects to vended objects on the client-side. Each thread has a shared `NSConnection` object that is obtained through the class method `defaultConnection`.

`NSConnection` relies on several classes to provide support for distributed objects. The lowest-level communication in distributed objects occurs between a pair of `NSPort` objects. `NSPort` is an abstract class that provides an interface for raw messaging. Foundation implements three concrete subclasses of `NSPort`: `NSMachPort`, `NSMessagePort`, and `NSSocketPort`. These subclasses each implement the `NSPort` interface using a different technology. `NSSocketPort`, for example, supports port communications with BSD sockets.

`NSConnection` objects rely on port name registration services to contact one another and distribute objects. `NSPortNameServer` provides the interface to port name registration services. Foundation implements a subclass of `NSPortNameServer` for each of the three types of ports: `NSMachBootstrapServer`, `NSMessagePortNameServer`, and `NSSocketPortNameServer`.

[Figure 7-3](#) shows how distributed object system classes interact.

**Figure 7-3. The distributed objects system (classes are shown in bold)**



### 7.1.2.2 Setting up a server

To set up a server with an **NSConnection** instance, set the root object (the object to be vended) and register the connection. To set the root object, send the **NSConnection** instance a **setRootObject:** message. This method makes the specified object available to other processes as a distributed object. To register the connection, send it either **registerName:** or **registerName:withNameServer:**. The specified name is the one clients will use to access the vended object; the latter method also lets you specify an **NSPortNameServer** (see [Example 7-3](#)).

When a connection object vends a distributed object, it takes all necessary steps to create the port object and register the port with the port name registration server so other connection objects can locate the vended object.

#### Example 7-3. How a server vends an object

```
id anObject; // Assume this object exists

// Get the default connection for the main thread
NSConnection *conn = [NSConnection defaultConnection];

// Set anObject as the root object of the connection
[conn setRootObject:anObject];

// Register the name of the connection so clients can get anObject
if ( [conn registerName:@"Server"] == NO ) {
    // If the name could not be registered, NO is returned
    // and we can handle the error
}
```

### 7.1.2.3 Connecting to a remote object

**NSConnection** instances also provide the route to remote objects from the client side. The class method **rootProxyForConnectionWithRegisteredName:host:** returns a proxy—an **NSDistantObject**-- for the root object of the **NSConnection** with the specified name and host, registered with the default **NSPortNameServer**. You can also specify a port name server with

`rootProxyForConnectionWithRegisteredName: host: usingNameServer:`. The host name should be an Internet address, such as `myserver.mydomain.com`. Alternatively, by passing "\*" as the `host`, you can specify that the connection should look for an object on all valid hosts. If the host name is `nil` or empty, then only the local host is searched.

[Example 7-4](#) demonstrates the process by which a client obtains a vended distributed object.

## Example 7-4. How a client acquires a vended object

```
id remoteObject;

// Get a proxy to the root object of the connection registered to the name "Server"
remoteObject = [[NSConnection
    rootProxyForConnectionWithRegisteredName:@"Server"
    host:@"*"] retain];
```

### 7.1.2.4 DO and threads

Distributed objects can be used to communicate between two threads in the same application the same as it can communicate between two applications on hosts separated by great distances. When using distributed objects to communicate between two threads in the same application, consider the following points: For an `NSConnection` to run as a server, a run loop must handle incoming messages and requests. If you create the connection in the main thread of an `NSApplication`-based application, this is taken care of. However, if you vend an object from a different thread, you must tell the thread's run loop to start by sending a `run` message to the `currentRunLoop` of the thread.

### 7.1.2.5 Making DO more efficient and reliable

Although DO lets you send arbitrary messages to a remote object, doing so creates additional overhead. To encode a message's arguments for transmission over the network, the argument types must be known in advance. If they're not known, the system must send an initial message just to get them, doubling the network traffic for every new message sent. Setting a protocol, by sending the proxy object a `setProtocolForProxy:` message, removes the need to define methods by the protocol.

```
// Set the protocol of the proxy
[remoteObject setProtocolForProxy:@protocol(rObjectProtocol)];
```

You can still send messages that are not declared in the protocol, but they will incur the additional message overhead. Establishing a protocol for the proxy has the additional benefit of imposing a known API. This reduces the risk that a message will be sent that the remote object does not implement.

You can also make the communication more efficient by employing special Objective-C keywords for distributed messaging. The `oneway` keyword, for example, is used with methods that return `void`. The following method might be implemented on a server:

```
-(void oneway) receiveString: (NSString *) string
{
    [self appendString:string];
}
```

When the client sends the proxy a `receiveString:` message, it does not require a return value. Without the `oneway` keyword, at least two messages will be sent across the network: the message itself, and a receipt. If the client does not need confirmation, the second message, and attendant overhead, are omitted.

Other keywords are: `in`, `out`, and `inout`, `bycopy` and `byref`, the latter two may only be used in protocol definitions. For more information, see */Developer/Documentation/Cocoa/ObjectiveC/4objc\_runtime\_overview/Remote\_Messaging.html*.

### 7.1.2.6 Handling communication failures

Most errors in distributed systems behave the way they would in a standalone application. If you send a message to a remote object that the remote object does not implement, an exception is raised. One additional complication with distributed systems, however, is that the remote application might terminate. In the event of a communication failure—because the remote application has quit, or it has simply ceased to respond—the `NSConnecti on` object sends an `NSConnecti onDi dDi eNot i fi cati on` to the still-running application's default notification center. Registering for this notification might help you handle connection failures gracefully. You should also implement an `appl i cati onWi ll Termi nate` method to inform remote objects of your impending disappearance.

[\[ Team LiB \]](#)

◀ PREVIOUS

NEXT ▶

---

[This HTML Help has been published using the chm2web software.](#)



Click [here](#) to show toolbars of the Web Online Help System: [show toolbars](#)

[\[ Team LiB \]](#)

◀ PREVIOUS    NEXT ▶

## Chapter 8. Other Frameworks

Until this point, this book has focused on Cocoa's core frameworks, Foundation and Application Kit. However, Mac OS X contains *many* frameworks that you can leverage. Just look in `/System/Library/Frameworks` to see how many there are, or launch the Apple System Profiler (`/Applications/Utilities`) and click on the Frameworks tab.

Not all frameworks, however, are implemented in Objective-C, as are the Foundation framework and Application Kit. Most Mac OS X frameworks are implemented in C since that language provides the most universal API that can be accessed by the widest range of application environments, including Cocoa. Several newer frameworks provide Objective-C interfaces in addition to C.

This chapter looks at some of the Objective-C frameworks provided by Apple. However, Apple isn't the only provider of frameworks. Many free and commercially available Objective-C frameworks are offered by other developers. Several of these third-party frameworks will be mentioned at the end of the chapter. This chapter covers additional Objective-C frameworks, including:

### *AddressBook*

Provides classes that allow applications to interface with Mac OS X's global Address Book database.

### *Message*

This small framework provides services to applications for sending email messages.

### *DiscRecording and DiscRecordingUI*

These two frameworks provide access to the system's disc recording APIs, giving any Cocoa application the ability to burn data to CDs and DVDs.

[\[ Team LiB \]](#)

◀ PREVIOUS    NEXT ▶

[This HTML Help has been published using the chm2web software.](#)

Click [here](#) to show toolbars of the Web Online Help System: [show toolbars](#)

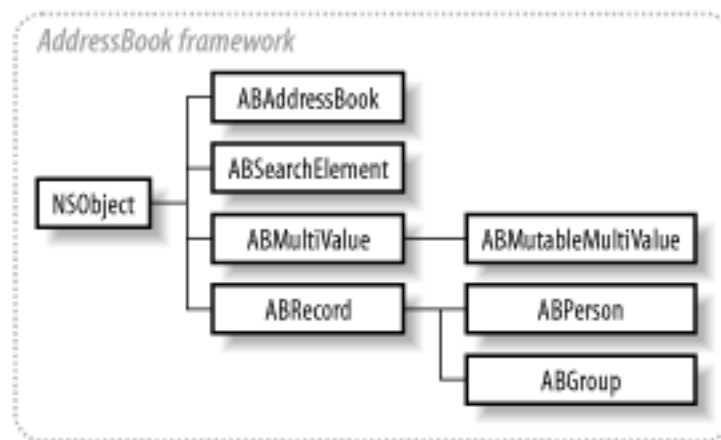
[\[ Team LiB \]](#)

◀ PREVIOUS    NEXT ▶

## 8.1 AddressBook

The AddressBook framework was released with Mac OS X 10.2. This framework provides a consistent, system-wide interface to a user's database of personal contacts. Using the AddressBook framework, applications can access the same information used in Apple's own suite of personal information management applications, including Mail, Address Book, iChat, iCal, and iSync. [Figure 8-1](#) shows the AddressBook framework's class hierarchy.

**Figure 8-1. The AddressBook framework class hierarchy**



**ABAddressBook** is the main class representing the contacts database. The **ABAddressBook** class provides access to a collection of records, of two types: people and groups, represented by the classes **ABPerson** and **ABGroup**. **ABPerson** and **ABGroup** inherit from the class **ABRecord**, as shown in [Figure 8-1](#). Records are like souped-up dictionaries that store information in property-value pairs (similar to **NSDictionary**'s key-value pairs, but **ABRecord** properties provide additional functionality).

Both people and group objects store properties, but they are not the same set of properties since a group does not share the characteristics of an individual. To retrieve the value of a property associated with a record, invoke the method **valueForProperty:** in the **ABRecord** object in question. To store a value for a record's property, use the method **setValue:forProperty:**.

**ABAddressBook** provides methods that access records in the database. The method **people** returns an **NSArray** filled with all **ABPerson** type records, while the method **groups** returns an **NSArray** containing all the Address Book's **ABGroup** type records. Records are added and removed using **addRecord:** and **removeRecord:**. [Example 8-1](#) shows how to work with the AddressBook API.

### Example 8-1. Working with the AddressBook framework

```
// Instantiate ABAddressBook
```

```

ABAddressBook *ab = [ABAddressBook sharedAddressBook];

// Access property values
ABPerson *me = [ab me];
NSString *fName = [me valueForKey:kABFirstNameProperty];
NSString *lName = [me valueForKey:kABLastNameProperty];

// Set a property value
[me setValue:@"Michael" forKey:kABFirstNameProperty];

// Get an array of all people in Address Book
NSArray *everyone = [ab people];

// ... and all groups
NSArray *groups = [ab groups];

// Create a new record
ABPerson *newPerson = [[ABPerson alloc] init];

// Add a record to the Address Book
[ab addRecord: newPerson];

// Remove a record from the Address Book
[ab removeRecord: me];

// Set "me"
[ab setMe: newPerson];

// Save changes to disk
[ab save];

```

Tables [Table 8-1](#) and [Table 8-2](#) show the property strings predefined by the AddressBook framework. [Table 8-1](#) contains properties used exclusively by `ABPerson` objects, while [Table 8-2](#) lists properties common to people and groups. `ABGroup` has an additional exclusive property, `kABGroupNameProperty`, which is the name of the group record.

**Table 8-1. Property keys used in the AddressBook framework specific to ABPerson records**

Property key	Description
<code>kABFirstNameProperty</code>	A person's first name as an <code>NSString</code>
<code>kABLastNameProperty</code>	A person's last name as an <code>NSString</code>
<code>kABFirstNamePhoneticProperty</code>	The phonetic spelling of the person's first name to aid pronunciation

<code>kABLastNamePhoneticProperty</code>	The phonetic spelling of the person's last name to aid pronunciation
<code>kABBirthdayProperty</code>	The person's birthday as an <code>NSDate</code>
<code>kABOrganizationProperty</code>	The person's affiliation as an <code>NSString</code>
<code>kABJobTitleProperty</code>	The job title of the person as an <code>NSString</code>
<code>kABHomePageProperty</code>	The home page of the person as an <code>NSString</code>
<code>kABEmailProperty</code>	The email property for a person as an <code>ABMultiValue</code> of <code>NSStrings</code> (multistring). Values are labeled by <code>kABEmailWorkLabel</code> and <code>kABEmailHomeLabel</code>
<code>kABAddressProperty</code>	The address of a person as an <code>NSDictionary</code> multivalue with the labels <code>kABAddressHomeLabel</code> and <code>kABAddressWorkLabel</code>
<code>kABPhoneProperty</code>	Phone numbers of person as a multistring with the following labels: <code>kABPhoneWorkLabel</code> , <code>kABPhoneHomeLabel</code> , <code>kABPhoneMobileLabel</code> , <code>kABPhoneMainLabel</code> , <code>kABPhoneHomeFAXLabel</code> , <code>kABPhoneWorkFAXLabel</code> , and <code>kABPhonePagerLabel</code>
<code>kABAIMInstantProperty</code>	The AIM screen name of person as a multistring with two labels: <code>kABAIMWorkLabel</code> , and <code>kABAIMHomeLabel</code>
<code>kABJabberInstantProperty</code>	The Jabber screen name of person as a multistring with two labels: <code>kABJabberWorkLabel</code> and <code>kABJabberHomeLabel</code>
<code>kABMSNInstantProperty</code>	The MSN screen name of person as a multistring with two labels: <code>kABMSNWorkLabel</code> and <code>kABMSNHomeLabel</code>
<code>kABYahooInstantProperty</code>	The Yahoo screen name of person as a multistring with two labels: <code>kABYahooWorkLabel</code> and <code>kABYahooHomeLabel</code>
<code>kABICQInstantProperty</code>	The ICQ screen name of person as a multistring with two labels: <code>kABICQWorkLabel</code> and <code>kABICQHomeLabel</code>

<code>kABNoteProperty</code>	The property whose values are an <code>NSString</code> note about the record
------------------------------	--

**Table 8-2. Properties applicable to `ABRecord` objects (people and groups)**

Property key	Description
<code>kABUIDProperty</code>	The UID (unique identifier) property of a record as an <code>NSString</code>
<code>kABCreationDateProperty</code>	The date on which the record was created as an <code>NSDate</code>
<code>kABModificationDateProperty</code>	<code>NSDate</code> specifies the last modification date of the record

In [Example 8-1](#), the `save` method is invoked in the last line of code, saving changes to the database. Until the `save` method is invoked, changes only exist in memory, and are not reflected on disk. Once the changes are saved, other applications that use the AddressBook framework are notified that changes have been made to the database (see [Section 8.1.4](#) later in this chapter for more information on how this is accomplished).

### 8.1.1 Working with Multiple-Value Objects

Many property values in the AddressBook are typed as `ABMultiValue`, which is an object that stores multiple values for a single property. To understand why this might be useful, consider that people tend to have several phone numbers, email addresses, and a work and home address. Rather than create several separate properties for a work and home address, AddressBook defines a generic address property with an `ABMultiValue` value type.

An `ABMultiValue` stores the multiple values for a property by index. Each property has a unique identifier, a string label, and a value. Generally, the label is a combination of the property name and "home" or "work" (as shown in [Table 8-1](#)). However, it is possible to customize labels for additional values in the multivalue object (such as a summer vacation home address in addition to home and work addresses).

A *primary identifier*, associated with each multivalued property, identifies the subvalue of the multivalue property that a user most strongly associates with a person. For example, if you interact with a person purely on a professional basis, then the primary identifier for that contact's phone property would be for the work value. You can set this identifier in a `ABMutableMultiValue` with the method `setPrimaryIdentifier:`.

You can access values in an `ABMultiValue` object by index with `valueAtIndex:`. It is also possible to access the label and identifier of the object at a particular index with `labelAtIndex:` and `identifierAtIndex:`.

To demonstrate the use of multivalue objects, look closely at `kABAddressProperty`, which is of particular interest since it contains `NSDictionary` objects as values rather than simple strings. The AddressBook API

defines keys used to store values within an address property dictionary. [Table 8-3](#) lists the keys that access values in the dictionaries for `kABAddressProperty`.

**Table 8-3. Keys of the address dictionary**

Dictionary key	Description
<code>kABAddressStreetKey</code>	The person's street name and number
<code>kABAddressCityKey</code>	The person's city
<code>kABAddressStateKey</code>	The person's state
<code>kABAddressZIPKey</code>	The zip code of the address
<code>kABAddressCountryKey</code>	The country name of the address
<code>kABAddressCountryCodeKey</code>	The two character country code. These standard ISO country codes can be found in the header file <i>ABGlobals.h</i>

[Example 8-2](#) shows how to work with the address property and other multi-valued properties in `ABPerson`.

### Example 8-2. Working with multivalued properties such as `kABAddressProperty`

```
ABMultiValue *addr = [p valueForKey:kABAddressProperty];
int i = [addr indexOfIdentifier:[addr primaryIdentifier]];
NSMutableDictionary *prim = [addr valueForKey:i];
NSString *street = [prim objectForKey:kABAddressStreetKey];
NSString *state = [prim objectForKey:kABAddressStateKey];
```

```
ABMultiValue *aim = [p valueForKey:kABAIMInstantProperty];
```

```
// This statement determines the number of values in the multi-valued
int n = [aim count];
```

```
NSString *aim1 = [aim valueForKey:0];
```

### 8.1.2 Defining New Properties

It is possible to define your own application-specific keys to store data about a person or group in the contacts database. Because the database contains structured data that can hold values of any property

name, the only applications that need know about these additional properties are those that actively look for them. Thus, there is no need to have two separate interfaces for interacting with AddressBook information and information specific to your application.

Add properties to a record by invoking the `ABGroup` or `ABPerson` class method `addPropertiesAndTypes:`. The argument for this method is a dictionary containing the property names as keys and the property types as values. The property type may be one of the following single or multivalued types shown in [Table 8-4](#).

**Table 8-4. Single- and multiple-value types**

Data type	Single value	Multiple value
<code>NSString</code>	<code>KABStringProperty</code>	<code>kABMultiStringProperty</code>
<code>NSNumber (int)</code>	<code>KABIntegerProperty</code>	<code>kABMultiIntegerProperty</code>
<code>NSNumber (float)</code>	<code>KABRealProperty</code>	<code>kABMultiRealProperty</code>
<code>NSDate</code>	<code>KABDateProperty</code>	<code>kABMultiDateProperty</code>
<code>NSArray</code>	<code>KABArrayProperty</code>	<code>kABMultiArrayProperty</code>
<code>NSDictionary</code>	<code>KABDictionaryProperty</code>	<code>kABMultiDictionaryProperty</code>
<code>NSData</code>	<code>KABDataProperty</code>	<code>kABMultiDataProperty</code>

[Example 8-3](#) shows how to add property-value pairs to a record.

### Example 8-3. Defining new properties for a record

```
NSMutableDictionary *newProps = [NSMutableDictionary dictionary];
[newProps setObject:kABStringProperty forKey:@"College"];
[newProps setObject:kABDateProperty forKey:@"Grad Date"];
[ABPerson addPropertiesAndTypes:newProps];
```

```
ABAddressBook *ab = [ABAddressBook sharedAddressBook];
ABPerson *me = [ab me];
NSString *c = @"The University of Texas at Austin";
NSDate *d = [NSDate dateWithNaturalLanguageString:@"12/12/02"];
[me setValue:c forKey:@"College"];
```

```
[me setValue: d forProperty: @"Grad Date"];
```

### 8.1.3 Searching

The AddressBook framework supports searching with the `ABSearchElement` class. You can create instances of this class with the `ABPerson` or `ABGroup` class method `searchElementForProperty: label: key: value: comparison:`, to which you supply the following search criteria:

**searchElementForProperty:**

The record property that will be searched for.

**label:**

If the property has multiple values, a label can be specified to restrict the search to one particular element of the multivalue.

**key:**

If the property value is a dictionary, the search will be done on the value of the dictionary key specified in this parameter. For example, you could pass `kABAddressCityKey` here if you want to perform a search against the city of the contact.

**value:**

The value you are searching for in the property.

**comparison:**

This parameter specifies how the search process identifies a value as a match. [Table 8-5](#) lists the comparison constants for this parameter.

The `searchElementForProperty: label: key: value: comparison:` method searches for people or groups, depending on whether it is implemented in the `ABPerson` or `ABGroup` class object, respectively.

A search is performed on the AddressBook database by `ABAddressBook` method `recordsMatchingSearchElement:`, to which you supply the search element object containing your search criteria. This method returns an array of `ABPeople` objects or `ABGroup` objects—depending on which of these two classes you created the search element in—that contains the search results.

**Table 8-5. Comparison constants used by ABSearchElement**

Comparison constant	Description



<code>kABEqual</code>	Returns records equal to the search value
<code>kABNotEqual</code>	Returns records not equal to the search element value
<code>kABEqualCaseInsensitive</code>	Returns records equal when case is ignored
<code>kABLessThan</code>	Searches for records whose value is less than the search value
<code>kABLessThanOrEqual</code>	Searches for elements less than or equal to the value
<code>kABGreaterThan</code>	Searches for elements greater than the search value
<code>kABGreaterThanOrEqual</code>	Searches for elements greater than or equal to the search value
<code>kABContainsSubstringCaseInsensitive</code>	Searches for records whose value contains the search value as a substring, disregarding case
<code>kABPrefixMatch</code>	Searches for elements that contain the search value as a prefix
<code>kABPrefixMatchCaseInsensitive</code>	Same as <code>kABPrefixMatch</code> , except case-insensitive

`ABSearchElement`'s `searchElementForConjunction: children:` method can create arbitrarily complex searches by combining search elements into composite search elements using either the `kABAndSearch` or the `kABOrSearch` conjunction. The search elements to be combined into the complex search are passed as an array in the `children:` argument.

[Example 8-4](#) shows how to perform searches in the AddressBook framework.

### Example 8-4. Constructing and performing searches

```
ABSearchElement *se1, *se2, *se3;
NSArray *results, *seChildren;

ABAddressBook *ab = [ABAddressBook sharedAddressBook];

// Search against a simple, single-value property
se1 = [ABPerson searchElementForProperty:kABFirstNameProperty
                                label:nil
```

```

        key: nil
        value: @"Michael"
        comparison: kABEqual ];
results = [ab recordsMatchingSearchElement: se1];

// Search against a key of the kABAddressProperty
se2 = [ABPerson searchElementForProperty: kABAddressProperty
        label: nil
        key: kABAddressCITYKey
        value: @"Houston"
        comparison: kABEqual ];
results = [ab recordsMatchingSearchElement: se2];

// Perform a complex search by combining search elements
seChildren = [NSArray arrayWithObjects:se1, se2, nil];
se3 = [ABSearchElement searchElementForConjunction: kABAndSearch
        children: seChildren];

```

## 8.1.4 Notifications

The AddressBook framework API defines two notifications that applications may register to observe so they may be notified of changes to the AddressBook database:

### `kABDatabaseChangedNotification`

Notifies observers of changes the application makes to the database

### `kABDatabaseChangedExternallyNotification`

Notifies an observer that another application has changed the database

## 8.1.5 Odds and Ends

You can perform a couple of other operations with records beyond just storing name/value pairs: importing and exporting a vCard representation or associating an image with a person.

### 8.1.5.1 Creating a vCard from a record

Creating a vCard is easily accomplished by using the `ABRecord` method `vCardRepresentation`. This method returns an `NSData` object whose data is formatted in the vCard format. This data is written to disk, where it can be read by any number of applications that recognize the vCard format. Going the other way, you can initialize an `ABRecord` object with vCard data using `initWithVCardRepresentation:`. This method takes as a parameter an `NSData` object, which could be initialized with the contents of a vCard file on disk.

### 8.1.5.2 Adding an image to a record

To associate an image with a person in the AddressBook, use the methods `setTIFFImageData:` and `TIFFImageData` to set and get the person's picture. These methods work with `NSData` objects whose data is formatted as a TIFF image. These methods interface well with the `NSImage` methods `TIFFRepresentation`,

which returns an TIFF-formatted `NSData` object, and `initWithData:`, which initializes an `NSImage` object with image data. [Example 8-5](#) shows how to access image data in an Address Book record.

### Example 8-5. Accessing image data in a record

```
// Assign an image to a record
NSData *imageData = [[NSData alloc]
                    initWithContentsOfFile:@"image.tiff"];
ABAddressBook *ab = [ABAddressBook sharedAddressBook];
ABRecord *me = [ab me];

[me setTIFFImageData: imageData];
[ab save];

// Retrieve a record's image
NSImage *anImage = [[NSImage alloc] initWithData: [me imageData]];
```

[\[ Team LIB \]](#)

◀ PREVIOUS

NEXT ▶

---

[This HTML Help has been published using the chm2web software.](#)

Click [here](#) to show toolbars of the Web Online Help System: [show toolbars](#)

[\[ Team LiB \]](#)

◀ PREVIOUS    NEXT ▶

## 8.2 The Message Framework

The message framework, consisting of the single `NSMailDelivery` class, provides the functionality needed to send email messages from within an application. The `NSMailDelivery` class defines three methods:

- `hasDeliveryClassBeenConfigured`
- `deliverMessage:headers:format:protocol:`
- `deliverMessage:subject:to:`

The first method, `hasDeliveryClassBeenConfigured`, returns a `BOOL` value that indicates whether the operating system is configured to send messages. To make sure that any attempt to send a message is not in vain, invoke this method before sending a message, and handle appropriately if `NO` is returned. Message sending is enabled by configuring a default email account in the Internet System Preferences pane.

The second method, `deliverMessage:headers:format:protocol:`, delivers a message whose text is contained in an `NSAttributedString`. The standard message headers, such as "To", "From", and "Subject", are passed in the `headers:` parameter as a dictionary. In this dictionary, the key is the header name. For example, the recipient's email address would be an `NSString` value in the dictionary for the key @"To". [Example 8-6](#) shows how to use this dictionary and the mail delivery methods.

The third parameter specifies the message's format, which can be one of two constants: `NSASCIIMailFormat` or `NSMIMEMailFormat`. If `NSASCIIMailFormat` is specified as the format, then the attributed string is stripped of any rich text formatting information. `NSMIMEMailFormat`, on the other hand, preserves the rich text formatting when sending the message.

The final argument specifies the protocol used to deliver the message. Passing `nil`, which causes the delivery to default to the system default protocol, is preferable. The other choice is to pass the constant `NSSMTPDeliveryProtocol`, specifying that the method should be delivered with the SMTP protocol.

The final method defined in `NSMailDelivery` is `deliverMessage:subject:to:`. This convenience method sends the first argument's plain text `NSString` to the sender specified in the last argument. The `subject:` argument specifies a subject for the message.

### Example 8-6. Using the message framework class `NSMailDelivery`

```
BOOL status = NO;

// Send an attribute string message
NSAttributedString *msg = [[NSAttributedString stringWithAttributes:0 length:0] initWithString:@"This is a message with no formatting."];

NSMutableDictionary * hdrs = [NSMutableDictionary dictionary];
[hdrs setObject:@"someone@someplace.com" forKey:@"To"];
```

```
[hdrs setObject:@"me@myplace.com" forKey:@"From"];  
[hdrs setObject:@"Boring email" forKey:@"Subject"];
```

```
status = [NSMailDelivery deliverMessage:msg  
         headers:hdrs  
         format:NSASCIIMailFormat  
         protocol:nil];
```

```
// Use the convenience method
```

```
status = [NSMailDelivery deliverMessage:@"This is another boring email message."  
         subject:@"Nothing to important"  
         to:@"someone@somplace.com"];
```

In this example, the variable `status` was set to the return value of the message delivery methods. The return values from these two methods indicate whether or not the message was successfully sent.

[\[ Team LiB \]](#)

[◀ PREVIOUS](#) [NEXT ▶](#)

---

[This HTML Help has been published using the chm2web software.](#)

Click [here](#) to show toolbars of the Web Online Help System: [show toolbars](#)

[\[ Team LiB \]](#)

◀ PREVIOUS    NEXT ▶

## 8.3 Disc Recording Frameworks

The ability to burn data to CDs and DVDs is a centerpiece of the Mac and Apple's Digital Hub strategy. Nearly every Mac sold today can record to CD or DVD media. This creates an opportunity for application developers to provide features in their applications that take advantage of a system's built-in disc burning capabilities.

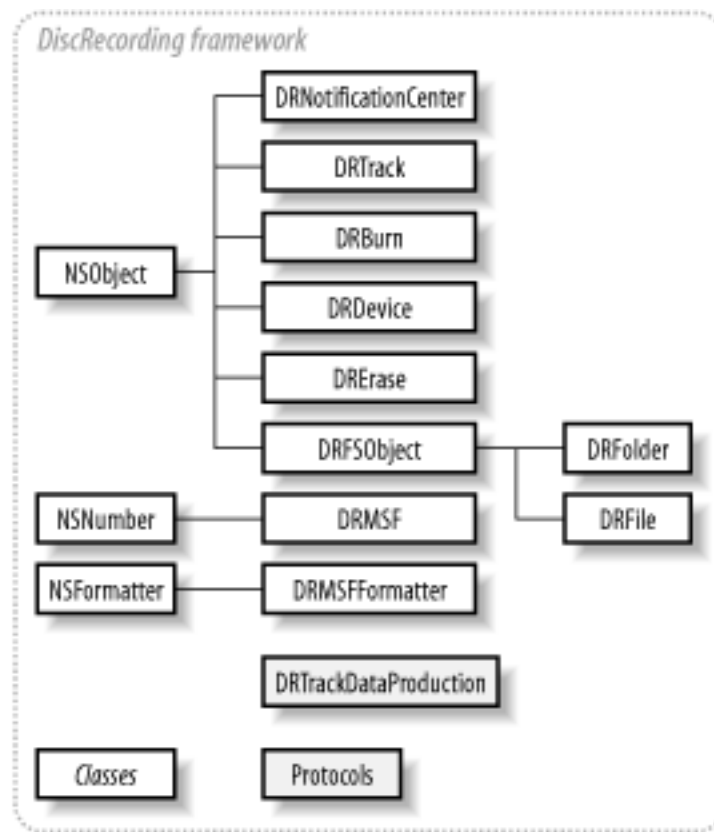
With Mac OS X 10.2, Apple released two Objective-C frameworks that let applications take advantage of disc capabilities present in most new Macs. These frameworks are *DiscRecording* and *DiscRecordingUI*. Together, they provide an API for assembling content in preparation for recording and performing disc burn and erase operations.

The functionality of the Disc Recording API is split between two frameworks for a good reason. *DiscRecording* provides the bulk of the API used for creating content and managing burn operations. *DiscRecordingUI*, on the other hand, provides no more than several `NSPanel` subclasses that implement standard user interfaces that applications can use to quickly configure and perform burn and erase operations. By separating the presentation from the mechanics, non-GUI applications can use the *DiscRecording* APIs. This section begins with a discussion of the *DiscRecording* framework and finishes with an overview of *DiscRecordingUI*.

### 8.3.1 The DiscRecording Framework

The *DiscRecording* framework provides classes that represent the fundamental parts of a recording process. *DiscRecording* has APIs that assemble filesystem hierarchies that will be recorded to disc, and APIs that record audio. [Figure 8-2](#) shows this framework's class hierarchy.

#### **Figure 8-2. DiscRecording framework class hierarchy**



The DiscRecording API provides a means to perform two primary tasks that people need their disc recording hardware to accomplish: burning a disc and erasing a disc's contents. These two tasks are represented by the classes **DRBurn** and **DRErase**.

### 8.3.1.1 DRBurn

**DRBurn** manages the process of burning a disc. The interface for this class provides several methods used to configure the burn process. Specifically, **DRBurn** lets you control the behavior of the burn process and specify how media should be handled after it is recorded to (i.e., should the disc be ejected or mounted as a filesystem).

To initialize a **DRBurn** object, use the method `initWithDevice:`. This initializer takes a **DRDevice** object, which represents the physical hardware device used for recording. All **DRErase** and **DRBurn** objects have an associated instance of **DRDevice** that provides information about and controls the hardware. Generally, you won't need to interact with **DRDevice** objects, except when you need to obtain information about the device, such as its make and model number. Device objects are configured and used mainly by the burning engine.

Use `setProperty:` to configure burn objects. [Table 8-6](#) enumerates the keys used in this dictionary.

**Table 8-6. Keys used in the burn properties dictionary**

Key	Description

<code>DRBurnRequestedSpeedKey</code>	<code>NSNumber</code> containing a float that specifies the burn speed in kilobytes per second. The default is <code>DRDeviceBurnSpeedMax</code> .
<code>DRBurnAppendableKey</code>	<code>BOOL</code> specifying whether the disc should be appendable after the initial burn. The default is <code>NO</code> .
<code>DRBurnVerifyDiscKey</code>	<code>BOOL</code> specifying whether the burn should be verified. The default is <code>YES</code> .
<code>DRBurnCompletionActionKey</code>	Specifies the action that should occur after the burn is completed. The options are the default, <code>DRBurnCompletionActionEject</code> , and <code>DRBurnCompletionActionMount</code> .
<code>DRBurnUnderrunProtectionKey</code>	<code>BOOL</code> that turns run protection on and off for devices that support it. The default is <code>YES</code> .
<code>DRBurnTestingKey</code>	<code>BOOL</code> specifying if the burn should be run as a test burn. The default is <code>NO</code> .
<code>DRSynchronousBehaviorKey</code>	<code>BOOL</code> specifying if burn operations will behave synchronously. The default is <code>NO</code> .

### 8.3.1.2 DRErase

`DRErase` represents a disc erasure operation. Like `DRBurn` objects, `DRErase` instances are initialized with `initWithDevice:`. The DiscRecording API supports two types of operations: a quick erase and a complete erase. A quick erase does the minimum amount of work needed to make a disc appear blank, while a complete erase makes sure that every byte of data on the disc is erased. Quick erases, the default type for `DRErase`, take a couple of minutes to perform, whereas a complete erase can take up to a half an hour.

These two erase types are specified in the API by the constant `NSString` objects `DREraseTypeQuick` and `DREraseTypeComplete`. To specify the type of erase, use the method `setEraseType:`. The `eraseType` method returns the current type.

Once an erase object is configured, the erasure operation executes by invoking the `start` method. This method returns control to the sender immediately. The sender can retrieve information about the progress of an erase operation by polling the `status` method or listening for notifications.

### 8.3.1.3 DRTrack

`DRTrack` provides the burn with data and describes the track used to burn the data to disc. Instances of `DRTrack` do not actually store the data that will be recorded; rather, track objects are used as an interface to a data producer that provides the actual data. The DiscRecording framework defines the `DRTrackDataProduction` protocol to which classes should conform if they want to provide data for a



**DRTrack** object.

Providing data is only part of **DRTrack**'s responsibility. It is also responsible for providing properties of the actual track that will be written to disk. This is done by setting track properties with the **setProperty** method. This method takes a dictionary, whose keys come from those listed in [Table 8-7](#). Each key listed in this table must have a value assigned to it, or the burn will fail. The Mt. Fuji (IFF-8090i) specification for CD/DVD devices defines the values these properties may take.

**Table 8-7. Required properties for a fully configured DRTrack object**

Property key	Description
<b>DRTrackLengthKey</b>	Length of the track
<b>DRBlockSizeKey</b>	Size of each block measured in bytes
<b>DRBlockTypeKey</b>	Type of each block in the track
<b>DRDataFormKey</b>	Data form of each track block
<b>DRSessionFormatKey</b>	Session format of the track
<b>DRTrackModeKey</b>	Mode of the track

**DRTrack** provides two convenience constructors that prepare a **DRTrack** to burn audio to a disc or the data contained in a directory structure: **trackWithAudioOfLength: producer:** for audio and **trackForRootFolder:** for data.

### 8.3.1.4 Preparing audio content

**trackWithAudioOfLength: producer:** provides audio content to record. In the first parameter, the length's value is specified as an instance of the class **DRMSF**. This subclass of **NSNumber** represents lengths and positions on a disc by minutes, seconds, and frames (thus the MSF moniker). A frame is a subdivision of a second, and there are 75 frames in a second. A frame corresponds to one block on a track, and is thus the smallest possible division of space on a disc. The **producer:** parameter is an object that conforms to the **DRTrackDataProduction** protocol. The data producer prepares data and provides it to the track during the burn process.

### 8.3.1.5 Preparing data content

The second **DRTrack** convenience constructor is **trackForRootFolder:**. This method takes a single parameter, which is of type **DRFolder**. **DRFolder** is one of two subclasses of the class **DRFSObject**, which represents a generic filesystem object. The other subclass is **DRFile**. **DRFile** and **DRFolder** both construct a filesystem that will be reproduced on a CD or DVD.

To successfully create a data track, you need to know that files and folders are related to one another in a one-to-many, parent-child relationship, and are arranged in trees. Thus, each folder in the structure may have many children, which are folders or files, and each child has exactly one parent, which must be a folder. Only folders may have children; files may not. This mirrors the organization of any filesystem you're used to working with. Additionally, files and folders may either be *real* or *virtual*. A real file or folder corresponds to a real file or folder that exists on the user's source volume. Because they represent actual objects in the source filesystem, real filesystem objects may not be modified once they are added to the data track preparation.

To create a real **DRFile**, use either the convenience constructor **fileWithPath:** or the initializer **initWithPath:**. Both methods take as an argument the path to an actual file on disk. A **DRFile** object is capable of representing real files, aliases, and symbolically linked files. Similarly, to create a real **DRFolder**, use either the convenience constructor **folderWithPath:** or the initializer **initWithPath:**.

A virtual filesystem object is a placeholder for a file or folder that will be created when the filesystem is written to the disc. The process of assembling virtual files and folders is often referred to as creating a filesystem in the API, referring to the methods in **DRFile** and **DRFolder** used to construct the filesystem. Using virtual folders, a program can construct a filesystem that will be created on the disc by adding children to folder objects. These children may be real or virtual **DRFSObjects**. Virtual **DRFolders** are the only filesystem objects that may contain children. Thus real files and folders, and virtual files, are all leaf nodes in the filesystem.

When a virtual filesystem object is created, a name is assigned to the object that will be the file or folder name in the end product. Virtual files are also assigned an **NSData** object that contains what will become the file contents on the destination media. Alternatively, a virtual file object can be associated with an object that conforms to the **DRDataTrackProduction** protocol as a means of creating a file's contents. You can create a virtual folder by invoking the **DRFolder** class method **folderWithName:** or the initializer **initWithName:**. Virtual files may be created with **virtualFileWithName:data:** or **virtualFileWithName:dataProducer:**. In the former method, the parameter is an **NSData** object, while the latter method requires an object that conforms to the **DRTrackDataProduction** protocol. There are also equivalent initializers, **initWithName:data:** and **initWithName:dataProducer:**.

Children are added to a **DRFolder** by invoking the method **addChild:**, and they are removed using the method **removeChild:**. The **count** method returns the number of children within a folder.. **children** returns an **NSArray** of a folder's children. While a real folder may not have any children, you can convert a real folder into a virtual folder to add children to the directory structure. When a folder is converted from real to virtual, the converted folder's pre-existing contents remain real. Real folders are made virtual by invoking **makeVirtual**. Once a filesystem structure is created—by choosing a real file or folder or building one from scratch using a combination of real and virtual filesystem objects—the root **DRFolder** of the tree creates a **DRTrack** with the convenience constructor **trackForRootFolder:**.

[Example 8-7](#) shows how to prepare data to be burned to disc.

## Example 8-7. Preparing data for burning

```
// Prepare a real folder or file
DRFolder *rFolder = [DRFolder folderWithPath:@" /Users/mike "];
```

```
DRFile *rFile = [DRFile fileWithPath:@" /Users/mi ke/someDoc. txt "];

// Work with virtual filesystem objects
DRFolder *root = [DRFolder folderWithName:@"Root Folder"];
DRFile *vFile = [DRFile fileName:@"Fake File" data:someNSData];

[rFolder makeVirtual];
[rFolder addChild:vFile];
[root addChild:rFolder];
[root addChild:rFile];

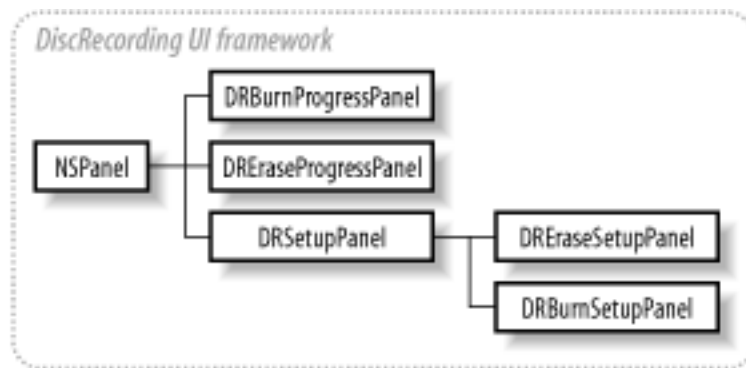
// Create a DRTrack object to hold the data
DRTrack *track = [DRTrack trackForRootFolder:root];
```

### 8.3.2 The DiscRecordingUI Framework

DiscRecordingUI implements a standard front-end interface to the DiscRecording framework. From reading the previous section, you know that instances of the classes **DRBurn** and **DRErase** represent burn and erase operations. The classes of DiscRecordingUI provide an interface to configure instances of **DRBurn** and **DRErase**, as well as monitor the progress of recording and erase operations.

[Figure 8-3](#) shows the classes of the DiscRecordingUI framework. Each one is a subclass of **NSPanel**. **DRSetupPanel** is an abstract superclass that provides facilities for device selection and handling needed by burn and erase setup panels.

**Figure 8-3. DiscRecordingUI framework class hierarchy**



**DRBurnSetupPanel**, shown in [Figure 8-4](#), is an interface that configures and executes a burn operation. **DREraseSetupPanel**, shown in [Figure 8-5](#), provides an interface for configuring and executing disc erase operations.

**Figure 8-4. The burn disc panel**

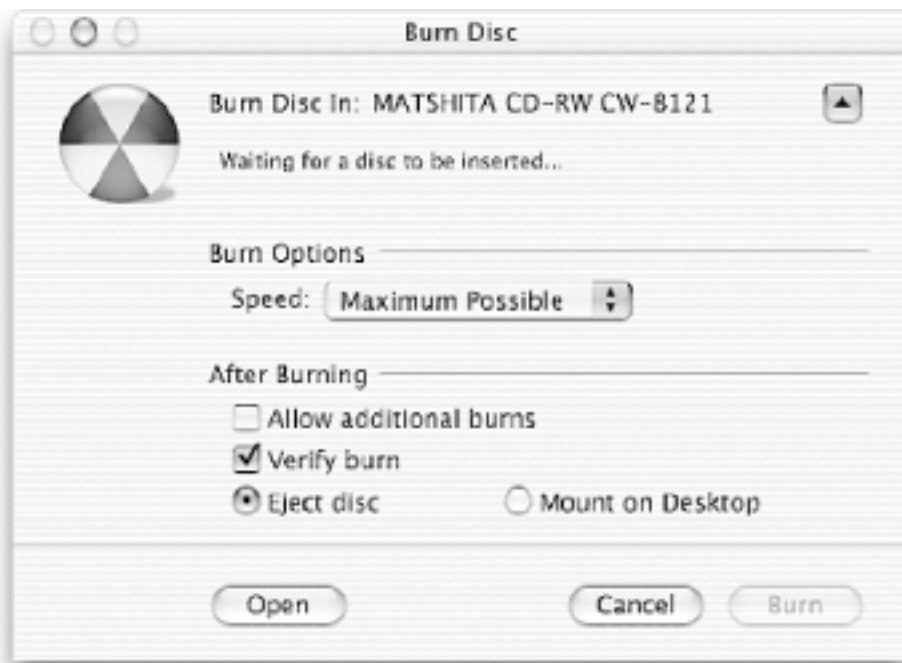
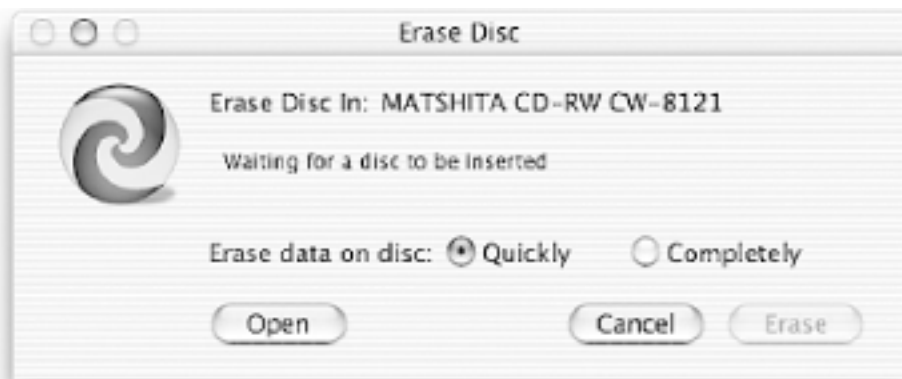


Figure 8-5. The erase disc panel



### 8.3.2.1 How to record

To create a burn or erase setup panel, invoke `setUpPanel` in either `DRBurnSetupPanel` or `DREraseSetupPanel`. Once an instance of either class is obtained, invoke the `DRSetupPanel` method `runSetupPanel`, which displays the panel on the screen. Setup panels run as *modal windows*, which means you can't interact with any other part of the application while the window is open.

The method `runSetupPanel` is blocking, so execution in the thread it was invoked in stops until the user clicks the panel's Cancel or Burn/Erase buttons. This method returns with an `int`, indicating which button the user clicked. The return value is equal to one of the constants `NSOKButton` or `NSCancelButton`. This return value determines the next course of action: either continue on with our application or begin a burn/erase operation.

In the case of a burn setup panel, after determining that the Burn button was pressed, we can obtain an instance of `DRBurn` whose state reflects the configuration made in the setup panel. This object is obtained with the method `burnObject`.

The next step, after preparing your layout is to instantiate `DRBurnProgressPanel` and start the burn process. To create a burn progress panel, invoke the class method `progressPanel`. You can start burn operations by using `beginProgressPanel ForBurn: layout:`, to which you supply our burn object and the object representing your layout. [Example 8-8](#) performs these tasks in code.

## Example 8-8. Using setup panels in DiscRecordingUI

```
- (IBAction) showBurnPanel : (id) sender
{
    DRBurnSetupPanel *bp = [DRBurnSetupPanel setupPanel];
    int status = [bp runSetupPanel];

    if ( status == NSOKButton ) {
        DRBurn *burn = [bp burnObject];
        DRBurnProgressPanel *pp = [DRBurnProgressPanel progressPanel];

        // Assume aLayout has been prepared previously
        [pp beginProgressPanel ForBurn: burn layout: aLayout];
    }
}
```

[\[ Team LiB \]](#)

[◀ PREVIOUS](#) [NEXT ▶](#)

[This HTML Help has been published using the chm2web software.](#)

Click [here](#) to show toolbars of the Web Online Help System: [show toolbars](#)

[\[ Team LiB \]](#)

◀ PREVIOUS    NEXT ▶

## 8.4 Third-Party Frameworks

In addition to the frameworks provided by Apple, several third-party objective frameworks are available. One of the most notable is the collection of frameworks from The Omni Group. Omni makes not only the same frameworks developers use in their applications, but also the source code for the frameworks.

Omni provides the following frameworks, whose source code can be downloaded from Omni's developer web site (<http://www.omnigroup.com/developer/sourcecode>):

### OmniBase

This framework provides several low-level classes that provide allocation and initialization debugging aids, classes that aid interaction with the Objective-C runtime, and an exception handling mechanism that is an alternative to the standard one provided in Cocoa.

### OmniFoundation

This framework provides several extensions to Cocoa's Foundation framework, including classes that handle strings, scanning, and regular expressions.

### OmniNetworking

This framework is an Objective-C wrapper to the networking libraries that already exist in Mac OS X. OmniNetworking supports major networking protocols such as Multicast, TCP, and UDP.

### OmniAppKit

This framework provides lots of neat controls, such as a calendar and chasing arrows, as well as larger application components such as a skeletal preferences system and Find panel.

### OWF

The Omni Web Framework is the base architecture for OmniWeb that handles all content retrieval and parsing, and other functions related to Internet application development. Omni says: "If OmniFoundation is the Objective-C programmer's Swiss Army Knife, then OWF is their double barrel, rotary laser cannon."

### OmniHTML

This framework handles HTML parsing and is also used in OmniWeb.

These frameworks provide no documentation. However, with the source code available, learning how to use them should be fun.

Another notable framework is the MiscKit, maintained by the Object Foundation. The framework contains a plethora of miscellany. Undoubtedly, many of you will find the offerings of the MiscKit useful and interesting. Information about MiscKit, as well as resources and the actual framework, is available at <http://www.misckit.com>.

In addition to these larger frameworks, many smaller collections of classes are constantly growing and improving. The Cocoa development community is outputting several free, open source classes. The Softtrak software database, available on Stepwise's site (<http://www.stepwise.com>), maintains information about the third-party frameworks available for Cocoa.

[\[ Team LiB \]](#)

◀ PREVIOUS

NEXT ▶

---

[This HTML Help has been published using the chm2web software.](#)

Click [here](#) to show toolbars of the Web Online Help System: [show toolbars](#)

[\[ Team LiB \]](#)

◀ PREVIOUS

NEXT ▶

## Part II: API Quick Reference

This part of the book provides a quick reference to Cocoa's primary frameworks: Foundation and Application Kit. This part starts out with a quick overview of how to use the Cocoa quick reference to better help you understand its organization and structure. The chapters in this part aren't meant to be read from start to finish, but instead are intended to be used as a reference to keep by your side while programming.

Chapters in this part of the book include:

[Chapter 9](#), *Foundation Types and Constants*

[Chapter 10](#), *Foundation Functions*

[Chapter 11](#), *Application Kit Types and Constants*

[Chapter 12](#), *Application Kit Functions*

[Chapter 13](#), *Foundation Classes*

[Chapter 14](#), *Foundation Protocols*

[Chapter 15](#), *Application Kit Classes*

[Chapter 16](#), *Application Kit Protocols*

Additionally, [Part II](#) begins with an explanation of *How to Use This Quick Reference*, and wraps up with an index ([Method Index](#)) that contains an alphabetical listing of every method in the Foundation and Application Kit frameworks, called the *Method Index*.

### How to Use This Quick Reference

Part II crams a great deal of information about Cocoa into a relatively small space. In this chapter we take a look at how this information is organized and how to read the quick-reference entries.

### Organization of the Quick Reference



[Chapter 13](#) and [Chapter 15](#) cover the classes of the Foundation and Application Kit frameworks. [Chapter 14](#) and [Chapter 16](#) contain quick-reference entries for the protocols of these two frameworks. Within these four chapters quick-reference entries are arranged alphabetically. Finally, the Method Index contains an alphabetical listing of every method in the Foundation framework and Application Kit. Each method name in the index has a list of classes that implement that method. Here's how to read a quick reference entry.

## Description

Following the title of each quick-reference entry is a brief description of the class or protocol. Descriptions may be as short as a couple of lines, or as long as several paragraphs of text.

## Hierarchy

Every class in the quick reference has a figure illustrating the hierarchy of the class, and any protocols adopted by the class or its ancestors. In the hierarchy figure classes appear as rectangles containing the name of the class, and formal Objective-C protocols appear as rectangles with rounded corners. The root object of each hierarchy (either `NSObject` or `NSProxy`) is at the left of the figure, with subclasses extending horizontally to the right. Subclasses are connected by a solid line, which denotes an inheritance relationship. The protocols adopted by any class in the hierarchy appear vertically beneath the class. Note that the hierarchy only shows the superclasses of a class. Subclasses of the class, if any exist, are listed after the class synopsis in the "Subclasses" cross-reference.

## Synopsis

The synopsis is the most important part of the class reference, providing a list of the methods that are part of the class interface. Additionally, the class synopsis provides a list of methods that a delegate object might implement, as well as a list of notifications that the class can post. Each class synopsis begins with the class interface declaration as it would appear in the class header file. The interface declaration displays the class name, superclass name, and any protocols that the class adopts. For example, `NSDate` has the following interface declaration in its class synopsis:

```
@interface NSDate : NSObject <NSCoding, NSCopying>
```

Following the interface declaration is a list of methods that are a part of the class's interface. This includes all methods that may be declared in a category of a method. The class interface method list is ended with `@end`. Following the class method list is a list of methods a delegate object may implement, and a list of notifications that instances of the class may post to the notification center.

Protocol synopses take on two forms, depending on whether the protocol is formal or informal. *Formal protocols* enclose the method list as follows:

```
@protocol ProtocolName
```

```
// Methods
```

```
@end
```

While an *informal protocol synopsis* appears as a category interface declaration:

```
@interface NSObject (Protocol Name)

// Methods

@end
```

## Functional grouping of methods

Methods in the class synopsis are broken up into several optional categories, within which the methods are listed alphabetically. A class may have groups of convenience constructors, initializers, and property accessor methods, in addition to class and instance methods. Additionally, the synopsis lists methods a class expects its delegate to respond to, as well as notifications posted by instances of the class. Method groups are separated in the synopsis with C comments, such as `// Initializers`, `// Class Methods`, and `// Notifications`. Protocol synopses group methods either as instance or class methods. Not every class has methods that fall under each of these categories. The various categories are as follows (in the same order they would appear in the class synopsis):

### *Convenience constructors*

Lists any convenience constructors of a class. Convenience constructors are class methods that combine object allocation and initialization into one step. By convention, objects returned by convenience constructor have already been sent an `autorelease` message, and will be released at the end of the event-loop. If you wish to use an object for a longer period of time you must send a `retain` message to the returned object. Generally speaking, convenience constructors very nearly mirror the initializers of a class. A class may have other factory methods listed in the Class Methods grouping in addition to these convenience constructors.

### *Initializers*

This grouping lists all of the initializers of a class, which is any method that begins with `init`. When instantiating an class with `alloc`, you must initialize the new object with one of the class's initializers before it is used. Objects created and initialized in this way have a reference count of 1, unlike objects returned by convenience constructors, which have been autoreleased before they are returned.

### *Accessor methods*

This section lists methods that are used to access the properties of a class. Any instance method that begins with `set...` is listed here; these are used to set the property indicated in the method name. Conventionally, methods used to access properties are named after the property. For example, `NSBezierPath` has the method `setLineWidth:` to set the line width of the path. The associated get-property instance method is `linewidth`—the name of the property. Accessor methods are listed alphabetically by the property name, so that the "set" methods appear grouped with their respective property query methods.

### *Class methods*

This section of the synopsis lists all class methods that are not constructors or accessor methods.

### *Instance methods*

This section lists all instance methods that are not initializers or accessor methods.

### *Implementing methods*

This section groups methods that implement the same protocol. For each protocol adopted by the class, there is one subgroup of methods.

### *Delegate methods*

This section lists any methods a delegate of the class may optionally implement. Delegate methods are not part of the class interface; generally, they are declared as a category of the root class, `NSObject`.

### *Notifications*

This section lists the symbolic names of any notification that the class may post during its lifetime.

Click [here](#) to show toolbars of the Web Online Help System: [show toolbars](#)

[\[ Team LiB \]](#)

◀ PREVIOUS

NEXT ▶

## Chapter 9. Foundation Types and Constants

This chapter describes the data types and constants found in the Foundation framework, and is divided into the following sections:

- Data types
- Enumerations
- Global variables
- Constants
- Exception names

[\[ Team LiB \]](#)

◀ PREVIOUS

NEXT ▶

---

[This HTML Help has been published using the chm2web software.](#)

Click [here](#) to show toolbars of the Web Online Help System: [show toolbars](#)

[\[ Team LiB \]](#)

◀ PREVIOUS

NEXT ▶

## 9.1 Data Types

This section lists the data types defined by and used in the Foundation framework.

### ***NSCalculationError***

---

```
typedef enum {
    NSCalculationNoError = 0,
    NSCalculationLossOfPrecision,
    NSCalculationUnderflow,
    NSCalculationOverflow,
    NSCalculationDivideByZero
} NSCalculationError;
```

### ***NSComparisonResult***

---

```
typedef enum _NSComparisonResult {
    NSOrderedAscending = -1,
    NSOrderedSame,
    NSOrderedDescending
} NSComparisonResult;
```

### ***NSDecimal***

---

```
typedef struct {
    signed int _exponent: 8;
    unsigned int _length: 4;
    unsigned int _isNegative: 11;
    unsigned int _isCompact: 1;
    unsigned int _reserved: 18;
    unsigned short _mantissa[NSDecimalMaxSize];
} NSDecimal;
```

### ***NSHashEnumerator***

---

```
typedef struct {
    unsigned _pi;
    unsigned _si void *_bs;
} NSHashEnumerator;
```

## ***NSHashTable***

---

```
typedef struct _NSHashTable
NSHashTable;
```

## ***NSHashTableCallbacks***

---

```
typedef struct {
    unsigned (*hash)(NSHashTable *table, const void *);
    BOOL (*isEqual)(NSHashTable *table, const void *, const void *);
    void (*retain)(NSHashTable *table, const void *);
    void (*release)(NSHashTable *table, void *);
    NSString *(*describe)(NSHashTable *table, const void *);
} NSHashTableCallbacks;
```

## ***NSInsertionPosition***

---

```
typedef enum {
    NSPositionAfter,
    NSPositionBefore,
    NSPositionBeginning,
    NSPositionEnd,
    NSPositionReplace
} NSInsertionPosition;
```

## ***NSMapEnumerator***

---

```
typedef struct {
    unsigned _pi;
    unsigned _si;
    void *_bs;
} NSMapEnumerator;
```

## ***NSMapTable***

---

```
typedef struct _NSMapTable NSMapTable;
```

## ***NSMapTableKeyCallbacks***

---

```
typedef struct {
    unsigned (*hash)(NSMapTable *table, const void *);
    BOOL (*isEqual)(NSMapTable *table, const void *, const void *);
    void (*retain)(NSMapTable *table, const void *);
    void (*release)(NSMapTable *table, void *);
    NSString *(*describe)(NSMapTable *table, const void *);
    const void *notAKeyMarker;
} NSMapTableKeyCallbacks;
```

## ***NSMapTableValueCallbacks***

---

```
typedef struct {
    void (*retain)(NSMapTable *table, const void *);
    void (*release)(NSMapTable *table, void *);
    NSString *(*describe)(NSMapTable *table, const void *);
} NSMapTableValueCallbacks;
```

## ***NSNetServicesError***

---

```
typedef enum {
    NSNetServicesUnknownError = -72000,
    NSNetServicesCollisionError = -72001,
    NSNetServicesNotFoundError = -72002,
    NSNetServicesActivityInProgress = -72003,
    NSNetServicesBadArgumentError = -72004,
    NSNetServicesCancelledError = -72005,
    NSNetServicesInvalidError = -72006
} NSNetServicesError;
```

## ***NSNotificationCoalescing***

---

```
typedef enum {
    NSNotificationNoCoalescing = 0,
    NSNotificationCoalescingOnName = 1,
    NSNotificationCoalescingOnSender = 2
} NSNotificationCoalescing;
```

## ***NSNotificationSuspensionBehavior***

---

```
typedef enum {
    NSNotificationSuspensionBehaviorDrop = 1,
    NSNotificationSuspensionBehaviorCoalesce = 2,
    NSNotificationSuspensionBehaviorHold = 3,
    NSNotificationSuspensionBehaviorDeliverImmediately = 4
} NSNotificationCoalescing;
```

## ***NSObjCValue***

---

```
typedef struct {
    enum _NSObjCValueType type;
    union {
        char charValue;
        short shortValue;
        long longValue;
        long long longValue;
        float floatValue;
        double doubleValue;
        bool boolValue;
        SEL selectorValue;
        id objectValue;
        void *pointerValue;
        void *structLocation;
        char *cstringLocation;
    } value;
} NSObjCValue;
```

## ***NSPoint***

---

```
typedef struct _NSPoint {
    float x;
    float y;
} NSPoint;
```



## ***NSPointArray***

---

```
typedef NSPoint *NSPointArray;
```

## ***NSPointPointer***

---

```
typedef NSPoint *NSPointPointer;
```

## ***NSPostingStyle***

---

```
typedef enum {  
    NSPostWhenIdle = 1,  
    NSPostASAP = 2,  
    NSPostNow = 3  
} NSPostingStyle;
```

## ***NSPropertyListFormat***

---

```
typedef enum {  
    NSPropertyListOpenStepFormat = kCFPropertyListOpenStepFormat,  
    NSPropertyListXMLFormat_v1_0 = kCFPropertyListXMLFormat_v1_0,  
    NSPropertyListBinaryFormat_v1_0 = kCFPropertyListBinaryFormat_v1_0  
} NSPropertyListFormat;
```

## ***NSPropertyListMutabilityOptions***

---

```
typedef enum {  
    NSPropertyListImmutable = kCFPropertyListImmutable,  
    NSPropertyListMutableContainers = kCFPropertyListMutableContainers,  
    NSPropertyListMutableContainersAndLeaves = kCFPropertyListMutableContainersAndLeaves  
} NSPropertyListMutabilityOptions;
```

## ***NSRange***

---

```
typedef struct _NSRange {
    unsigned int location;
    unsigned int length;
} NSRange;
```

## ***NSRangePointer***

---

```
typedef NSRange *NSRangePointer;
```

## ***NSRect***

---

```
typedef struct _NSRect {
    NSPoint origin;
    NSSize size;
} NSRect;
```

## ***NSRectArray***

---

```
typedef NSRect *NSRectArray;
```

## ***NSRectEdge***

---

```
typedef enum _NSRectEdge {
    NSMinXEdge = 0,
    NSMinYEdge = 1,
    NSMaxXEdge = 2,
    NSMaxYEdge = 3
} NSRectEdge;
```

## ***NSRectPointer***

---

```
typedef NSRect *NSRectPointer;
```

## ***NSRelativePosition***

---

```
typedef enum {
    NSRelativeAfter = 0,
    NSRelativeBefore
} NSRelativePosition;
```

## ***NSRoundingMode***

---

```
typedef enum {
    NSRoundPlain,
    NSRoundDown,
    NSRoundUp,
    NSRoundBankers
} NSRoundingMode;
```

## ***NSSaveOptions***

---

```
typedef enum {
    NSSaveOptionsYes = 0,
    NSSaveOptionsNo,
    NSSaveOptionsAsk,
} NSSaveOptions;
```

## ***NSSearchPathDirectory***

---

```
typedef enum {
    NSApplicationDirectory = 1,
    NSDemoApplicationDirectory,
    NSDeveloperApplicationDirectory,
    NSAdminApplicationDirectory,
    NSLibraryDirectory,
    NSDeveloperDirectory,
    NSUserDirectory,
    NSDocumentDirectory,
    NSDocumentDirectory,
    NSAllApplicationsDirectory = 100,
    NSAllLibrariesDirectory = 101
} NSSearchPathDirectory;
```

## ***NSSearchPathDomainMask***

---

```
typedef enum {
    NSUserDomainMask = 1,
    NSLocalDomainMask = 2,
    NSNetworkDomainMask = 4,
    NSSystemDomainMask = 8,
    NSAllDomainsMask = 0xffff,
} NSSearchPathDomainMask;
```

## ***NSSize***

---

```
typedef struct _NSSize {
    float width;
    float height;
} NSSize;
```

## ***NSSizeArray***

---

```
typedef NSSize *NSSizeArray;
```

## ***NSSizePointer***

---

```
typedef NSSize *NSSizePointer;
```

## ***NSStringEncoding***

---

```
typedef unsigned NSStringEncoding;
```

## ***NSSwappedDouble***

---

```
typedef struct {
    unsigned long long v;
} NSSwappedDouble;
```

## ***NSSwappedFloat***

---

```
typedef struct {
    unsigned long v;
} NSSwappedFloat;
```

## ***NSTestComparisonOperation***

---

```
typedef enum {
    NSEqualToComparison = 0,
    NSLessThanOrEqualToComparison,
    NSLessThanComparison,
    NSGreaterThanThanOrEqualToComparison,
    NSGreaterThanComparison,
    NSBeginsWithComparison,
    NSEndsWithComparison,
    NSContainsComparison,
} NSTestComparisonOperation;
```

## ***NSTimeInterval***

---

```
typedef double NSTimeInterval;
```

## ***NSUncaughtExceptionHandler***

---

```
typedef volatile void NSUncaughtExceptionHandler( NSException *exception);
```

## ***NSURLHandleStatus***

---

```
typedef enum {
    NSURLHandleNotLoaded = 0,
    NSURLHandleLoadSucceeded,
    NSURLHandleLoadInProgress,
    NSURLHandleLoadFailed
} NSURLHandleStatus;
```

## ***NSWhoseSubelementIdentifier***

---

```
typedef enum {
    NSIndexSubelement = 0,
    NSEverySubelement = 1,
    NSMiddleSubelement = 2,
    NSRandomSubelement = 3,
    NSNoSubelement = 4
} NSWhoseSubelementIdentifier;
```

## ***NSZone***

---

```
typedef struct _NSZone NSZone;
```

[\[ Team LIB \]](#)

◀ PREVIOUS

NEXT ▶

[This HTML Help has been published using the chm2web software.](#)

Click [here](#) to show toolbars of the Web Online Help System: [show toolbars](#)

[\[ Team Lib \]](#)

◀ PREVIOUS

NEXT ▶

## 9.2 Enumerations

This section lists the enumeration constants defined by and used in the Foundation framework.

### ***NSNotFound***

---

```
enum {
    NSNotFound = 0x7fffffff
};
```

### ***NSOpenStepUnicodeReservedBase***

---

```
enum {
    NSOpenStepUnicodeReservedBase = 0xF400
};
```

### ***NSProcessInfo (Operating Systems)***

---

```
enum {
    NSWindowsNTOperatingSystem = 1,
    NSWindows95OperatingSystem,
    NSSolarisOperatingSystem,
    NSHPUXOperatingSystem,
    NSMACHOperatingSystem,
    NSSunOSOperatingSystem,
    NSOSF10OperatingSystem
};
```

### ***NSScriptCommand (General Command Execution Errors)***

---

```
enum {
```

```
NSNoScriptError = 0,  
NSReceiverEvaluationScriptError,  
NSKeySpecifierEvaluationScriptError,  
NSArgumentEvaluationScriptError,  
NSReceiversCantHandleCommandScriptError,  
NSRequiredArgumentsMissingScriptError,  
NSArgumentsWrongScriptError,  
NSUnknownKeyScriptError,  
NSInternalScriptError,  
NSOperationNotSupportedForKeyScriptError,  
NSCannotCreateScriptCommandError  
};
```

## ***NSScriptObjectSpecifier (Specifier Evaluation Errors)***

---

```
enum {  
    NSNoSpecifierError = 0,  
    NSNoTopLevelContainersSpecifierError,  
    NSContainerSpecifierError,  
    NSUnknownKeySpecifierError,  
    NSInvalidIndexSpecifierError,  
    NSInternalSpecifierError,  
    NSOperationNotSupportedForKeySpecifierError  
};
```

## ***NSUndoCloseGroupingRunLoopOrdering***

---

```
enum {  
    NSUndoCloseGroupingRunLoopOrdering = 350000  
};
```

## ***Search Types***

---

```
enum {  
    NSCaseInsensitiveSearch = 1,  
    NSLiteralSearch = 2,  
    NSBackwardsSearch = 4,  
    NSAnchoredSearch = 8  
};
```

## ***String Encodings***

---



```
enum {
    NSASCIIStringEncoding = 1,
    NSNEXTSTEPStringEncoding = 2,
    NSJapaneseEUCStringEncoding = 3,
    NSUTF8StringEncoding = 4,
    NSISOLatin1StringEncoding = 5,
    NSSymbolStringEncoding = 6,
    NSNonLossyASCIIStringEncoding = 7,
    NSShiftJISStringEncoding = 8,
    NSISOLatin2StringEncoding = 9,
    NSUnicodeStringEncoding = 10,
    NSWindowsCP1251StringEncoding = 11,
    NSWindowsCP1252StringEncoding = 12,
    NSWindowsCP1253StringEncoding = 13,
    NSWindowsCP1254StringEncoding = 14,
    NSWindowsCP1250StringEncoding = 15,
    NSISO2022JPStringEncoding = 21,
    NSMacOSRomanStringEncoding = 30,
    NSProprietaryStringEncoding = 65536
};
```

[\[ Team LIB \]](#)

[◀ PREVIOUS](#) [NEXT ▶](#)

---

[This HTML Help has been published using the chm2web software.](#)

Click [here](#) to show toolbars of the Web Online Help System: [show toolbars](#)

[\[ Team LiB \]](#)

◀ PREVIOUS

NEXT ▶

## 9.3 Global Variables

This section lists the global variable defined by and used in the Foundation framework.

### *File Attribute Keys*

---

```
extern NSString *NSFileType;
extern NSString *NSFileSize;
extern NSString *NSFileModificationDate;
extern NSString *NSFileReferenceCount;
extern NSString *NSFileDeviceIdentifier;
extern NSString *NSFileOwnerAccountNumber;
extern NSString *NSFileGroupOwnerAccountNumber;
extern NSString *NSFilePosixPermissions;
extern NSString *NSFileSystemFileNumber;
extern NSString *NSFileExtensionHidden;
extern NSString *NSFileHFSCreatorCode;
extern NSString *NSFileHFSTypeCode;
extern NSString *NSFileImmutable;
extern NSString *NSFileAppendOnly;
extern NSString *NSFileCreationDate;
extern NSString *NSFileOwnerAccountID;
extern NSString *NSFileGroupOwnerAccountID;
```

### *Filesystem Attribute Keys*

---

```
extern NSString *NSFileSystemSize;
extern NSString *NSFileSystemFreeSize;
extern NSString *NSFileSystemNodes;
extern NSString *NSFileSystemFreeNodes;
extern NSString *NSFileSystemNumber;
```

### *File Type Attribute Keys*

---

```
extern NSString *NSFileTypeDirectory;
```

```
extern NSString *NSFileTypeRegular;
extern NSString *NSFileTypeSymbolicLink;
extern NSString *NSFileTypeSocket;
extern NSString *NSFileTypeCharacterSpecial;
extern NSString *NSFileTypeBlockSpecial;
extern NSString *NSFileTypeUnknown;
```

## ***Language-Dependent Date/Time Information***

---

```
extern NSString *NSWeekDayNameArray;
extern NSString *NSShortWeekDayNameArray;
extern NSString *NSMonthNameArray;
extern NSString *NSShortMonthNameArray;
extern NSString *NSTimeFormatString;
extern NSString *NSDateFormatString;
extern NSString *NSTimeDateFormatString;
extern NSString *NSShortTimeDateFormatString;
extern NSString *NSAMPMDesignation;
extern NSString *NSHourNameDesignations;
extern NSString *NSYearMonthWeekDesignations;
extern NSString *NSEarlierTimeDesignations;
extern NSString *NSLaterTimeDesignations;
extern NSString *NSThisDayDesignations;
extern NSString *NSNextDayDesignations;
extern NSString *NSNextNextDayDesignations;
extern NSString *NSPriorDayDesignations;
extern NSString *NSDateTimingOrdering;
extern NSString *NSShortDateFormatString;
```

## ***Language-Dependent Numeric Information***

---

```
extern NSString *NSCurrencySymbol;
extern NSString *NSDecimalSeparator;
extern NSString *NSThousandsSeparator;
extern NSString *NSInternationalCurrencyString;
extern NSString *NSPositiveCurrencyFormatString;
extern NSString *NSNegativeCurrencyFormatString;
extern NSString *NSDecimalDigits;
```

## ***NSAppleEvent Timeouts***

---

```
extern const double NSAppleEventTimeoutDefault;
extern const double NSAppleEventTimeoutNone;
```

## ***NSConnectionReplyMode***

---

```
extern NSString *NSConnectionReplyMode;
```

## ***NSDefaultRunLoopMode***

---

```
extern NSString *NSDefaultRunLoopMode;
```

## ***NSJavaSetup Information***

---

```
extern NSString * const NSJavaClasses;  
extern NSString * const NSJavaRoot;  
extern NSString * const NSJavaPath;  
extern NSString * const NSJavaUserPath;  
extern NSString * const NSJavaLibraryPath;  
extern NSString * const NSJavaOwnVirtualMachine;  
extern NSString * const NSJavaPathSeparator;
```

## ***NSHashTable Callbacks***

---

```
extern const NSHashTableCallback NSIntegerHashCallbacks;  
extern const NSHashTableCallback NSNonOwnedPointerHashCallbacks;  
extern const NSHashTableCallback NSNonRetainedObjectHashCallbacks;  
extern const NSHashTableCallback NSObjectHashCallbacks;  
extern const NSHashTableCallback NSOwnedObjectIdentityHashCallbacks;  
extern const NSHashTableCallback NSOwnedPointerHashCallbacks;  
extern const NSHashTableCallback NSPointerToStructHashCallbacks;
```

## ***NSLocalNotificationCenterType***

---

```
extern NSString * const NSLocalNotificationCenterType;
```

## ***NSMapTable Key Call Backs***

---

```
extern const NSDictionary *NSMapTableKeyCallback;
extern const NSDictionary *NSMapTableKeyCallback;
extern const NSDictionary *NSMapTableKeyCallback;
extern const NSDictionary *NSMapTableKeyCallback;
extern const NSDictionary *NSMapTableKeyCallback;
extern const NSDictionary *NSMapTableKeyCallback;
```

## ***NSMutableDictionary Value Callbacks***

---

```
extern const NSDictionary *NSMutableDictionaryValueCallback;
extern const NSDictionary *NSMutableDictionaryValueCallback;
extern const NSDictionary *NSMutableDictionaryValueCallback;
extern const NSDictionary *NSMutableDictionaryValueCallback;
extern const NSDictionary *NSMutableDictionaryValueCallback;
```

## ***NSURLSession Errors***

---

```
extern NSString *NSURLSessionErrorCode;
extern NSString *NSURLSessionErrorDomain;
```

## ***NSURL Schemes***

---

```
extern NSString *NSURLFileScheme;
```

## ***NSURLHandle FTP Property Keys***

---

```
extern NSString *NSFTPPropertyUserLoginKey;
extern NSString *NSFTPPropertyUserPasswordKey;
extern NSString *NSFTPPropertyActiveTransferModeKey;
extern NSString *NSFTPPropertyFileOffsetKey;
```

## ***NSURLHandle HTTP Property Keys***

---

```
extern NSString *NSHTTPPropertyStatusCodeKey;
extern NSString *NSHTTPPropertyStatusReasonKey;
extern NSString *NSHTTPPropertyServerHTTPVersionKey;
```

```
extern NSString *NSHTTPPropertyRedirectionHeadersKey;
extern NSString *NSHTTPPropertyErrorPageDataKey;
extern NSString *NSHTTPPropertyHTTPProxy;
```

## ***NSUserDefaults Domains***

---

```
extern NSString *NSGlobalDomain;
extern NSString *NSArgumentDomain;
extern NSString *NSRegistrationDomain;
```

## ***Zero Constants***

---

```
extern const NSPoint NSZeroPoint;
extern const NSSize NSZeroSize;
extern const NSRect NSZeroRect;
```

[\[ Team Lib \]](#)

◀ PREVIOUS

NEXT ▶

[This HTML Help has been published using the chm2web software.](#)

Click [here](#) to show toolbars of the Web Online Help System: [show toolbars](#)

[\[ Team LiB \]](#)

◀ PREVIOUS

NEXT ▶

## 9.4 Constants

This section lists the constant macros defined by and used in the Foundation framework.

### ***NSDecimalMaxSize***

---

```
#define NSDecimalMaxSize (8)
```

### ***NSDecimalNoScale***

---

```
#define NSDecimalNoScale SHRT_MAX
```

### ***NSNotAnIntMapKey***

---

```
#define NSNotAnIntMapKey((const void *)0x80000000)
```

### ***NSNotAPointerMapKey***

---

```
#define NSNotAPointerMapKey((const void *)0xffffffff)
```

[\[ Team LiB \]](#)

◀ PREVIOUS

NEXT ▶

[This HTML Help has been published using the chm2web software.](#)

Click [here](#) to show toolbars of the Web Online Help System: [show toolbars](#)

[\[ Team Lib \]](#)

◀ PREVIOUS

NEXT ▶

## 9.5 Exceptions

This section lists the names of exceptions raised by Foundation classes.

### *Archiving*

---

```
extern NSString *NSInconsistentArchiveException;
```

### *Connection*

---

```
extern NSString *NSFailedAuthenticationException;
```

### *General Foundation Exception Names*

---

```
extern NSString *NSGenericException;  
extern NSString *NSRangeException;  
extern NSString *NSInvalidArgumentException;  
extern NSString *NSInternalInconsistencyException;  
extern NSString *NSMallocException;  
extern NSString *NSObjectInaccessibleException;  
extern NSString *NSObjectNotAvailableException;  
extern NSString *NSDestinationInvalidException;  
extern NSString *NSPortTimeoutException;  
extern NSString *NSInvalidSendPortException;  
extern NSString *NSInvalidReceivePortException;  
extern NSString *NSPortSendException;  
extern NSString *NSPortReceiveException;  
extern NSString *NSOpenGLException;
```

### *Keyed Archiving*

---



```
extern NSString *NSInvalidArchitectureException;  
extern NSString *NSInvalidUnicodeOperationException;
```

## ***NSDecimalNumber***

---

```
extern NSString *NSDecimalNumberExactnessException;  
extern NSString *NSDecimalNumberOverflowException;  
extern NSString *NSDecimalNumberUnderflowException;  
extern NSString *NSDecimalNumberDivideByZeroException;
```

## ***NSFileHandle***

---

```
extern NSString *NSFileHandleOperationException;
```

## ***NSScriptKeyValueCoding***

---

```
extern NSString *NSOperationNotSupportedForKeyException;
```

## ***NSString Handling***

---

```
extern NSString *NSParseErrorException;  
extern NSString *NSCharacterConversionException;
```

[\[ Team LiB \]](#)

◀ PREVIOUS

NEXT ▶

[This HTML Help has been published using the chm2web software.](#)

Click [here](#) to show toolbars of the Web Online Help System: [show toolbars](#)

[\[ Team LiB \]](#)

◀ PREVIOUS

NEXT ▶

## Chapter 10. Foundation Functions

This chapter lists the functions defined by the Foundation framework. The functions are grouped into the following categories:

- Assertions
- Bundles
- Byte ordering
- Decimals
- Java setup
- Hash tables
- HFS file types
- Map tables
- Object allocation
- Objective-C runtime
- Path utilities
- Points
- Ranges
- Rects
- Sizes
- Uncaught exceptions
- Zones

[\[ Team LiB \]](#)

◀ PREVIOUS

NEXT ▶

[This HTML Help has been published using the chm2web software.](#)

Click [here](#) to show toolbars of the Web Online Help System: [show toolbars](#)

[\[ Team LiB \]](#)

◀ PREVIOUS

NEXT ▶

## 10.1 Assertions

The assertion macros are used within Objective-C methods or C functions to check a condition, and generate an assertion failure if the condition is false. The `NSAssert` macros are used within Objective-C methods, while the `NSCAssert` macros are used within C functions. The assertion macros work with a thread's assertion handler, which is an instance of the class `NSAsserti onHandl er`. When an assertion is generated the assertion handler will print an error message with the name of the method and class or function in which the assertion failure occurred. The description strings take `printf` style formatting.

### NSAssert

```
NSAssert (condi ti on, NSSt ri ng *descri pti on)
```

### NSAssert1 through NSAssert5

```
NSAssert1 (condi ti on, NSSt ri ng *descri pti on, arg1)
```

```
NSAssert2 (condi ti on, NSSt ri ng *descri pti on, arg1, arg2)
```

```
NSAssert3 (condi ti on, NSSt ri ng *descri pti on, arg1, arg2, arg3)
```

```
NSAssert4 (condi ti on, NSSt ri ng *descri pti on, arg1, arg2, arg3, arg4)
```

```
NSAssert5 (condi ti on, NSSt ri ng *descri pti on, arg1, arg2, arg3, arg4, arg5)
```

### NSCAssert

```
NSCAssert (condi ti on, NSSt ri ng *descri pti on)
```

### NSCAssert1 through NSCAssert5

```
NSCAssert1 (condi ti on, NSSt ri ng *descri pti on, arg1)
```

```
NSCAssert2 (condi ti on, NSSt ri ng *descri pti on, arg1, arg2)
```

```
NSCAssert3 (condi ti on, NSSt ri ng *descri pti on, arg1, arg2, arg3)
```

```
NSCAssert4 (condi ti on, NSSt ri ng *descri pti on, arg1, arg2, arg3, arg4)
```

NSCAssert5(condition, NSString \*description, arg1, arg2, arg3, arg4, arg5)

NSCParameterAssert

NSCParameterAssert(condition)

NSParameterAssert

NSParameterAssert(condition)

[\[ Team LIB \]](#)

◀ PREVIOUS

NEXT ▶

---

[This HTML Help has been published using the chm2web software.](#)

Click [here](#) to show toolbars of the Web Online Help System: [show toolbars](#)

[\[ Team LiB \]](#)

◀ PREVIOUS

NEXT ▶

## 10.2 Bundles

The bundle functions are used to access localized string resources contained in an application bundle.

`NSString *NSLocalizedString`

```
NSString *NSLocalizedString(NSString *key, NSString *comment)
```

`NSString *NSLocalizedStringFromTable`

```
NSString *NSLocalizedStringFromTable(NSString *key, NSString *tableName, NSString *comment)
```

`NSString *NSLocalizedStringFromTableInBundle`

```
NSString *NSLocalizedStringFromTableInBundle(NSString *key, NSString *tableName, NSBundle *bundle, NSString *comment)
```

`NSString *NSLocalizedStringWithDefaultValue`

```
NSString *NSLocalizedStringWithDefaultValue(NSString *key, NSString *tableName, NSBundle *bundle, NSString *value, NSString *comment)
```

[\[ Team LiB \]](#)

◀ PREVIOUS

NEXT ▶

[This HTML Help has been published using the chm2web software.](#)

Click [here](#) to show toolbars of the Web Online Help System: [show toolbars](#)

[\[ Team LiB \]](#)

◀ PREVIOUS

NEXT ▶

## 10.3 Byte Ordering

The byte ordering functions are used to convert primitive data type values from big-endian to little-endian, and vice versa.

NSConvertHostDoubleToSwapped

```
NSSwappedDouble NSConvertHostDoubleToSwapped(double x)
```

NSConvertHostFloatToSwapped

```
NSSwappedFloat NSConvertHostFloatToSwapped(float x)
```

NSConvertSwappedDoubleToHost

```
double NSConvertSwappedDoubleToHost(NSSwappedDouble x)
```

NSConvertSwappedFloatToHost

```
float NSConvertSwappedFloatToHost(NSSwappedFloat x)
```

NSHostByteOrder

```
unsigned int NSHostByteOrder(void)
```

NSSwapBigDoubleToHost

```
double NSSwapBigDoubleToHost(NSSwappedDouble x)
```

NSSwapBigFloatToHost

```
float NSSwapBigFloatToHost(NSSwappedFloat x)
```

NSSwapBigIntToHost

```
unsigned int NSSwapBigIntToHost(unsigned int x)
```

NSSwapBigLongLongToHost

unsigned long long NSSwapBi gLongLongToHost (unsigned long long x)

NSSwapBi gLongToHost

unsigned long NSSwapBi gLongToHost (unsigned long x)

NSSwapBi gShortToHost

unsigned short NSSwapBi gShortToHost (unsigned short x)

NSSwapDouble

NSSwappedDouble NSSwapDouble (NSSwappedDouble x)

NSSwapFloat

NSSwappedFloat NSSwapFloat (NSSwappedFloat x)

NSSwapHostDoubleToBi g

NSSwappedDouble NSSwapHostDoubleToBi g(double x)

NSSwapHostDoubleToLi ttle

NSSwappedDouble NSSwapHostDoubleToLi ttle(double x)

NSSwapHostFloatToBi g

NSSwappedFloat NSSwapHostFloatToBi g(float x)

NSSwapHostFloatToLi ttle

NSSwappedFloat NSSwapHostFloatToLi ttle(float x)

NSSwapHostIntToBi g

unsigned int NSSwapHostIntToBi g(unsigned int x)

NSSwapHostIntToLi ttle

unsigned int NSSwapHostIntToLi ttle(unsigned int x)

NSSwapHostLongLongToBi g

unsigned long long NSSwapHostLongLongToBi g(unsigned long long x)

NSSwapHostLongLongToLi t t l e

unsigned long long NSSwapHostLongLongToLi t t l e(unsigned long long x)

NSSwapHostLongToBi g

unsigned long NSSwapHostLongToBi g(unsigned long x)

NSSwapHostLongToLi t t l e

unsigned long NSSwapHostLongToLi t t l e(unsigned long x)

NSSwapHostShortToBi g

unsigned short NSSwapHostShortToBi g(unsigned short x)

NSSwapHostShortToLi t t l e

unsigned short NSSwapHostShortToLi t t l e(unsigned short x)

NSSwapI nt

unsigned int NSSwapI nt (unsigned int i nv)

NSSwapLi t t l eDoubl eToHost

double NSSwapLi t t l eDoubl eToHost (NSSwappedDoubl e x)

NSSwapLi t t l eFl oatToHost

float NSSwapLi t t l eFl oatToHost (NSSwappedFl oat x)

NSSwapLi t t l eI ntToHost

unsigned int NSSwapLi t t l eI ntToHost (unsigned int x)

NSSwapLi t t l eLongLongToHost

unsigned long long NSSwapLi t t l eLongLongToHost (unsigned long long x)

NSSwapLi t t l eLongToHost

unsigned long NSSwapLi t t l eLongToHost (unsigned long x)



NSSwapLi t t l eShortToHost

unsi gned short NSSwapLi t t l eShortToHost (unsi gned short x)

NSSwapLong

unsi gned l ong NSSwapLong(unsi gned l ong i nv)

NSSwapLongLong

unsi gned l ong l ong NSSwapLongLong(unsi gned l ong l ong i nv)

NSSwapShort

unsi gned short NSSwapShort (unsi gned short i nv)

[\[ Team LiB \]](#)

[◀ PREVIOUS](#) [NEXT ▶](#)

---

[This HTML Help has been published using the chm2web software.](#)

Click [here](#) to show toolbars of the Web Online Help System: [show toolbars](#)

[\[ Team LiB \]](#)

◀ PREVIOUS

NEXT ▶

## 10.4 Decimals

These functions are used to perform decimal arithmetic with `NSDecimal` type `structs`. The Foundation class `NSDecimalNumber` may also be used for decimal arithmetic.

### NSDecimal Add

```
NSCalculationError NSDecimalAdd(NSDecimal *result, const NSDecimal *leftOperand, const NSDecimal *rightOperand, NSRoundingMode roundingMode)
```

### NSDecimal Compact

```
void NSDecimalCompact(NSDecimal *number)
```

### NSDecimal Compare

```
NSComparisonResult NSDecimalCompare(const NSDecimal *leftOperand, const NSDecimal *rightOperand)
```

### NSDecimal Copy

```
void NSDecimalCopy(NSDecimal *destination, const NSDecimal *source)
```

### NSDecimal Divide

```
NSCalculationError NSDecimalDivide(NSDecimal *result, const NSDecimal *leftOperand, const NSDecimal *rightOperand, NSRoundingMode roundingMode)
```

### NSDecimal Multiply

```
NSCalculationError NSDecimalMultiply(NSDecimal *result, const NSDecimal *leftOperand, const NSDecimal *rightOperand, NSRoundingMode roundingMode)
```

### NSDecimal MultiplyByPowerOf10

```
NSCalculationError NSDecimalMultiplyByPowerOf10(NSDecimal *result, const NSDecimal *number, short power, NSRoundingMode roundingMode)
```

### NSDecimal Normalize

```
NSCalculateWithError NSDecimal Normalize(NSDecimal *number1, NSDecimal *number2,
NSRoundingMode roundingMode)
```

NSDecimal Power

```
NSCalculateWithError NSDecimal Power(NSDecimal *result, const NSDecimal *number, unsigned
power, NSRoundingMode roundingMode)
```

NSDecimal Round

```
void NSDecimal Round(NSDecimal *result, const NSDecimal *number, int scale, NSRoundingMode
roundingMode)
```

NSDecimal String

```
NSString *NSDecimal String(const NSDecimal *dcm, NSDictionary *locale)
```

NSDecimal Subtract

```
NSCalculateWithError NSDecimal Subtract(NSDecimal *result, const NSDecimal *leftOperand,
const NSDecimal *rightOperand, NSRoundingMode roundingMode)
```

[\[ Team LiB \]](#)

[◀ PREVIOUS](#) [NEXT ▶](#)

---

[This HTML Help has been published using the chm2web software.](#)

Click [here](#) to show toolbars of the Web Online Help System: [show toolbars](#)

[\[ Team LiB \]](#)

◀ PREVIOUS

NEXT ▶

## 10.5 Java Setup

These functions are used to interact with a Java Virtual Machine, Java classes, and the Java-to-Objective-C bridge.

NSJavaBundleCleanUp

```
void NSJavaBundleCleanUp(NSBundle *bundle, NSDictionary *plist)
```

NSJavaBundleSetup

```
id NSJavaBundleSetup(NSBundle *bundle, NSDictionary *plist)
```

NSJavaClassesForBundle

```
NSArray *NSJavaClassesForBundle(NSBundle *bundle, BOOL usesyscl, id *vm)
```

NSJavaClassesFromPath

```
NSArray *NSJavaClassesFromPath(NSArray *path, NSArray *wanted, BOOL usesyscl, id *vm)
```

NSJavaNeedsToLoadClasses

```
BOOL NSJavaNeedsToLoadClasses(NSDictionary *plist)
```

NSJavaNeedsVirtualMachine

```
BOOL NSJavaNeedsVirtualMachine(NSDictionary *plist)
```

NSJavaObjectNamePath

```
id NSJavaObjectNamePath(NSString *name, NSArray *path)
```

NSJavaProvidesClasses

```
BOOL NSJavaProvidesClasses(NSDictionary *plist)
```

NSJavaSetup

id NSJavaSetup(NSDictionary \*plist)

NSJavaSetupVirtualMachine

id NSJavaSetupVirtualMachine(void)

[\[ Team LiB \]](#)

◀ PREVIOUS

NEXT ▶

---

[This HTML Help has been published using the chm2web software.](#)

Click [here](#) to show toolbars of the Web Online Help System: [show toolbars](#)

[\[ Team LiB \]](#)

◀ PREVIOUS

NEXT ▶

## 10.6 Hash Tables

These functions are used to create and manipulate hash tables, which are **structs** of type **NSHashTable**.

NSAllHashTableObjects

```
NSArray *NSAllHashTableObjects(NSHashTable *table)
```

NSCompareHashTables

```
BOOL NSCompareHashTables(NSHashTable *table1, NSHashTable *table2)
```

NSCopyHashTableWithZone

```
NSHashTable *NSCopyHashTableWithZone(NSHashTable *table, NSZone *zone)
```

NSCountHashTable

```
unsigned NSCountHashTable(NSHashTable *table)
```

NSCreateHashTable

```
NSHashTable *NSCreateHashTable(NSHashTableCallBacks callbacks, unsigned capacity)
```

NSCreateHashTableWithZone

```
NSHashTable *NSCreateHashTableWithZone(NSHashTableCallBacks callbacks, unsigned capacity, NSZone *zone)
```

NSEndHashTableEnumeration

```
void NSEndHashTableEnumeration(NSHashEnumerator *enumerator)
```

NSEnumerateHashTable

```
NSHashEnumerator NSEnumerateHashTable(NSHashTable *table)
```

NSFreeHashTable

void NSFreeHashTable(NSHashTable \*table)

NSHashGet

void \*NSHashGet(NSHashTable \*table, const void \*pointer)

NSHashInsert

void NSHashInsert(NSHashTable \*table, const void \*pointer)

NSHashInsertIfAbsent

void \*NSHashInsertIfAbsent(NSHashTable \*table, const void \*pointer)

NSHashInsertKnownAbsent

void NSHashInsertKnownAbsent(NSHashTable \*table, const void \*pointer)

NSHashRemove

void NSHashRemove(NSHashTable \*table, const void \*pointer)

NSNextHashEnumeratorItem

void \*NSNextHashEnumeratorItem(NSHashEnumerator \*enumerator)

NSResetHashTable

void NSResetHashTable(NSHashTable \*table)

NSStringFromHashTable

NSString \*NSStringFromHashTable(NSHashTable \*table)

[\[ Team LiB \]](#)

◀ PREVIOUS

NEXT ▶

---

[This HTML Help has been published using the chm2web software.](#)

Click [here](#) to show toolbars of the Web Online Help System: [show toolbars](#)

[\[ Team LiB \]](#)

◀ PREVIOUS

NEXT ▶

## 10.7 HFS File Types

These functions are used to determine the HFS file type of a file, as well as to convert between HFS file types and HFS file codes.

`NSString *FileTypeForHFSTypeCode`

```
NSString *FileTypeForHFSTypeCode(OSType hfsFileTypeCode)
```

`NSHFSTypeCodeFromFileType`

```
OSType NSHFSTypeCodeFromFileType(NSString *fileTypeString)
```

`NSHFSTypeOfFile`

```
NSString *NSHFSTypeOfFile(NSString *fullFilePath)
```

[\[ Team LiB \]](#)

◀ PREVIOUS

NEXT ▶

[This HTML Help has been published using the chm2web software.](#)



Click [here](#) to show toolbars of the Web Online Help System: [show toolbars](#)

[\[ Team LiB \]](#)

◀ PREVIOUS

NEXT ▶

## 10.8 Map Tables

These functions are used to create and manipulate map tables, which are **structs** of type `NSMutableDictionary`.

`NSArray *NSMutableDictionaryKeys`

```
NSArray *NSMutableDictionaryKeys(NSMutableDictionary *table)
```

`NSArray *NSMutableDictionaryValues`

```
NSArray *NSMutableDictionaryValues(NSMutableDictionary *table)
```

`BOOL NSMutableDictionaryCompare`

```
BOOL NSMutableDictionaryCompare(NSMutableDictionary *table1, NSMutableDictionary *table2)
```

`NSMutableDictionary *NSMutableDictionaryCopyWithZone`

```
NSMutableDictionary *NSMutableDictionaryCopyWithZone(NSMutableDictionary *table, NSZone *zone)
```

`NSUInteger NSMutableDictionaryCount`

```
NSUInteger NSMutableDictionaryCount(NSMutableDictionary *table)
```

`NSMutableDictionary *NSMutableDictionaryCreate`

```
NSMutableDictionary *NSMutableDictionaryCreate(NSMutableDictionaryKeyCallBacks keyCallBacks, NSMutableDictionaryValueCallBacks valueCallBacks, NSUInteger capacity)
```

`NSMutableDictionary *NSMutableDictionaryCreateWithZone`

```
NSMutableDictionary *NSMutableDictionaryCreateWithZone(NSMutableDictionaryKeyCallBacks keyCallBacks, NSMutableDictionaryValueCallBacks valueCallBacks, NSUInteger capacity, NSZone *zone)
```

`void NSMutableDictionaryEnumerate`

```
void NSMutableDictionaryEnumerate(NSMutableDictionaryEnumerator *enumerator)
```

`NSMutableDictionaryEnumerator`

NSMapEnumerator NSEnumerateMapTable(NSMapTable \*table)

NSFreeMapTable

void NSFreeMapTable(NSMapTable \*table)

NSMapGet

void \*NSMapGet(NSMapTable \*table, const void \*key)

NSMapInsert

void NSMapInsert(NSMapTable \*table, const void \*key, const void \*value)

NSMapInsertIfAbsent

void \*NSMapInsertIfAbsent(NSMapTable \*table, const void \*key, const void \*value)

NSMapInsertKnownAbsent

void NSMapInsertKnownAbsent(NSMapTable \*table, const void \*key, const void \*value)

NSMapMember

BOOL NSMapMember(NSMapTable \*table, const void \*key, void \*\*originalKey, void \*\*value)

NSMapRemove

void NSMapRemove(NSMapTable \*table, const void \*key)

NSNextMapEnumeratorPair

BOOL NSNextMapEnumeratorPair(NSMapEnumerator \*enumerator, void \*\*key, void \*\*value)

NSResetMapTable

void NSResetMapTable(NSMapTable \*table)

NSStringFromMapTable

NSString \*NSStringFromMapTable(NSMapTable \*table)

[\[ Team Lib \]](#)

◀ PREVIOUS

NEXT ▶

Click [here](#) to show toolbars of the Web Online Help System: [show toolbars](#)

[\[ Team LiB \]](#)

◀ PREVIOUS

NEXT ▶

## 10.9 Object Allocation

These functions may be used to create and destroy Objective-C objects, as well as to manage the reference counts of objects.

NSAllocateObject

```
id NSAllocateObject(Class aClass, unsigned extraBytes, NSZone *zone)
```

NSCopyObject

```
id NSCopyObject(id object, unsigned extraBytes, NSZone *zone)
```

NSDeallocateObject

```
void NSDeallocateObject(id object)
```

NSDecrementExtraRefCountWasZero

```
BOOL NSDecrementExtraRefCountWasZero(id object)
```

NSExtraRefCount

```
unsigned NSExtraRefCount(id object)
```

NSIncrementExtraRefCount

```
void NSIncrementExtraRefCount(id object)
```

NSShouldRetainWithZone

```
BOOL NSShouldRetainWithZone(id anObject, NSZone *requestedZone)
```

[\[ Team LiB \]](#)

◀ PREVIOUS

NEXT ▶

[This HTML Help has been published using the chm2web software.](#)

Click [here](#) to show toolbars of the Web Online Help System: [show toolbars](#)

[\[ Team LiB \]](#)

◀ PREVIOUS

NEXT ▶

## 10.10 Objective-C Runtime

These functions are used to obtain Objective-C runtime data types such as selectors and class objects. `NSLog` and `NSLogv` are used to print information to the standard output of an application.

`NSStringFromClass`

```
NSString *NSStringFromClass(Class aClassName)
```

`NSStringFromClassAndAlignment`

```
const char *NSStringFromClassAndAlignment(const char *typePtr, unsigned int *size, unsigned int *alignment)
```

`NSLog`

```
void NSLog(NSString *format, ...)
```

`NSLogv`

```
void NSLogv(NSString *format, va_list args)
```

`NSStringFromClass`

```
SEL NSStringFromClass(NSString *selectorName)
```

`NSStringFromClass`

```
NSString *NSStringFromClass(Class aClass)
```

`NSStringFromSelector`

```
NSString *NSStringFromSelector(SEL aSelector)
```

[\[ Team LiB \]](#)

◀ PREVIOUS

NEXT ▶

Click [here](#) to show toolbars of the Web Online Help System: [show toolbars](#)

[\[ Team LiB \]](#)

◀ PREVIOUS

NEXT ▶

## 10.11 Path Utilities

These functions are used to get filesystem paths to common files and directories such as the current user's home directory. `NSFullUserName` is used to obtain the long username of the current username, while `NSUserName` returns a user's short username.

`NSFullUserName`

```
NSString *NSFullUserName(void)
```

`NSHomeDirectory`

```
NSString *NSHomeDirectory(void)
```

`NSHomeDirectoryForUser`

```
NSString *NSHomeDirectoryForUser(NSString *userName)
```

`NSOpenStepRootDirectory`

```
NSString *NSOpenStepRootDirectory(void)
```

`NSSearchPathForDirectoriesInDomains`

```
NSArray *NSSearchPathForDirectoriesInDomains(NSSearchPathDirectory directory,  
NSSearchPathDomainMask domainMask, BOOL expandTilde)
```

`NSTemporaryDirectory`

```
NSString *NSTemporaryDirectory(void)
```

`NSUserName`

```
NSString *NSUserName(void)
```

[\[ Team LiB \]](#)

◀ PREVIOUS

NEXT ▶

Click [here](#) to show toolbars of the Web Online Help System: [show toolbars](#)

[\[ Team LiB \]](#)

◀ PREVIOUS

NEXT ▶

## 10.12 Points

These functions are used to create and manipulate `NSPoint` structures.

`NSEqualPoints`

```
BOOL NSEqualPoints(NSPoint aPoint, NSPoint bPoint)
```

`NSMakePoint`

```
NSPoint NSMakePoint(float x, float y)
```

`NSPointFromString`

```
NSPoint NSPointFromString(NSString *aString)
```

`NSStringFromPoint`

```
NSString *NSStringFromPoint(NSPoint aPoint)
```

[\[ Team LiB \]](#)

◀ PREVIOUS

NEXT ▶

[This HTML Help has been published using the chm2web software.](#)

Click [here](#) to show toolbars of the Web Online Help System: [show toolbars](#)

[\[ Team LiB \]](#)

◀ PREVIOUS

NEXT ▶

## 10.13 Ranges

These functions are used to create and manipulate `NSRange` structures.

### `NSEqual Ranges`

```
BOOL NSEqual Ranges(NSRange range1, NSRange range2)
```

### `NSIntersectionRange`

```
NSRange NSIntersectionRange(NSRange range1, NSRange range2)
```

### `NSLocationInRange`

```
BOOL NSLocationInRange(unsigned int index, NSRange aRange)
```

### `NSMakeRange`

```
NSRange NSMakeRange(unsigned int location, unsigned int length)
```

### `NSMaxRange`

```
unsigned int NSMaxRange(NSRange range)
```

### `NSRangeFromString`

```
NSRange NSRangeFromString(NSString *aString)
```

### `NSStringFromRange`

```
NSString *NSStringFromRange(NSRange range)
```

### `NSUnionRange`

```
NSRange NSUnionRange(NSRange range1, NSRange range2)
```

[\[ Team LiB \]](#)

◀ PREVIOUS

NEXT ▶

Click [here](#) to show toolbars of the Web Online Help System: [show toolbars](#)

[\[ Team LiB \]](#)

◀ PREVIOUS

NEXT ▶

## 10.14 Rects

These functions are used to create and manipulate `NSRect` structures.

`NSContainsRect`

```
BOOL NSContainsRect(NSRect aRect, NSRect bRect)
```

`NSDivideRect`

```
void NSDivideRect(NSRect inRect, NSRect *slice, NSRect *rem, float amount, NSRectEdge edge)
```

`NSEqualRects`

```
BOOL NSEqualRects(NSRect aRect, NSRect bRect)
```

`NSHeight`

```
float NSHeight(NSRect aRect)
```

`NSInsetRect`

```
NSRect NSInsetRect(NSRect aRect, float dX, float dY)
```

`NSIntegralRect`

```
NSRect NSIntegralRect(NSRect aRect)
```

`NSIntersectionRect`

```
NSRect NSIntersectionRect(NSRect aRect, NSRect bRect)
```

`NSIntersectsRect`

```
BOOL NSIntersectsRect(NSRect aRect, NSRect bRect)
```

`NSIsEmptyRect`



BOOL NSIsEmptyRect (NSRect aRect)

NSMakeRect

NSRect NSMakeRect (float x, float y, float w, float h)

NSMaxX

float NSMaxX(NSRect aRect)

NSMaxY

float NSMaxY(NSRect aRect)

NSMidX

float NSMidX(NSRect aRect)

NSMidY

float NSMidY(NSRect aRect)

NSMinX

float NSMinX(NSRect aRect)

NSMinY

float NSMinY(NSRect aRect)

NSMouseInRect

BOOL NSMouseInRect (NSPoint aPoint, NSRect aRect, BOOL isFlipped)

NSOffsetRect

NSRect NSOffsetRect (NSRect aRect, float dX, float dY)

NSPointInRect

BOOL NSPointInRect (NSPoint aPoint, NSRect aRect)

NSRectFromString

NSRect NSRectFromString(NSString \*aString)

NSStringFromRect

```
NSString *NSStringFromRect(NSRect aRect)
```

NSUnionRect

```
NSRect NSUnionRect(NSRect aRect, NSRect bRect)
```

NSWidth

```
float NSWidth(NSRect aRect)
```

[\[ Team LiB \]](#)

◀ PREVIOUS

NEXT ▶

---

[This HTML Help has been published using the chm2web software.](#)

Click [here](#) to show toolbars of the Web Online Help System: [show toolbars](#)

[\[ Team LiB \]](#)

◀ PREVIOUS

NEXT ▶

## 10.15 Sizes

These functions are used to create and manipulate `NSSize` structures.

`NSEqualSizes`

```
BOOL NSEqualSizes(NSSize aSize, NSSize bSize)
```

`NSMakeSize`

```
NSSize NSMakeSize(float width, float height)
```

`NSSizeFromNSString`

```
NSSize NSSizeFromNSString(NSString *aString)
```

`NSStringFromSize`

```
NSString *NSStringFromSize(NSSize aSize)
```

[\[ Team LiB \]](#)

◀ PREVIOUS

NEXT ▶

[This HTML Help has been published using the chm2web software.](#)

Click [here](#) to show toolbars of the Web Online Help System: [show toolbars](#)

[\[ Team LiB \]](#)

◀ PREVIOUS

NEXT ▶

## 10.16 Uncaught Exceptions

These two functions are used to get and set the function that an application uses to handle uncaught exceptions.

NSGetUncaughtExceptionHandler

```
NSUncaughtExceptionHandler *NSGetUncaughtExceptionHandler(void)
```

NSSetUncaughtExceptionHandler

```
void NSSetUncaughtExceptionHandler(NSUncaughtExceptionHandler *)
```

[\[ Team LiB \]](#)

◀ PREVIOUS

NEXT ▶

[This HTML Help has been published using the chm2web software.](#)

Click [here](#) to show toolbars of the Web Online Help System: [show toolbars](#)

[\[ Team LiB \]](#)

◀ PREVIOUS

NEXT ▶

## 10.17 Zones

These functions are used to manipulate memory zones, represented by the data type `NSZone`.

`NSAllocateMemoryPages`

```
void *NSAllocateMemoryPages(unsigned bytes)
```

`NSCopyMemoryPages`

```
void NSCopyMemoryPages(const void *source, void *dest, unsigned bytes)
```

`NSCreateZone`

```
NSZone *NSCreateZone(unsigned startSize, unsigned granularity, BOOL canFree)
```

`NSDeallocateMemoryPages`

```
void NSDeallocateMemoryPages(void *ptr, unsigned bytes)
```

`NSDefaultMallocZone`

```
NSZone *NSDefaultMallocZone(void)
```

`NSLogPageSize`

```
unsigned NSLogPageSize(void)
```

`NSPageSize`

```
unsigned NSPageSize(void)
```

`NSRealMemoryAvailable`

```
unsigned NSRealMemoryAvailable(void)
```

`NSRecycleZone`

void NSRecycleZone(NSZone \*zone)

NSReturnAddress

void \*NSReturnAddress(unsigned frame)

NSRoundDownToMultipleOfPageSize

unsigned NSRoundDownToMultipleOfPageSize(unsigned bytes)

NSRoundUpToMultipleOfPageSize

unsigned NSRoundUpToMultipleOfPageSize(unsigned bytes)

NSSetZoneName

void NSSetZoneName(NSZone \*zone, NSString \*name)

NSZoneCallout

void \*NSZoneCallout(NSZone \*zone, unsigned numElements, unsigned byteSize)

NSZoneFree

void NSZoneFree(NSZone \*zone, void \*ptr)

NSZoneFromPointer

NSZone \*NSZoneFromPointer(void \*ptr)

NSZoneMalloc

void \*NSZoneMalloc(NSZone \*zone, unsigned size)

NSZoneName

NSString \*NSZoneName(NSZone \*zone)

NSZoneRealloc

void \*NSZoneRealloc(NSZone \*zone, void \*ptr, unsigned size)

[\[ Team Lib \]](#)

◀ PREVIOUS

NEXT ▶

Click [here](#) to show toolbars of the Web Online Help System: [show toolbars](#)

[\[ Team LiB \]](#)

◀ PREVIOUS

NEXT ▶

## Chapter 11. Application Kit Types and Constants

This chapter describes the data types and constants found in the Foundation framework, and is divided into the following sections:

- Data types
- Enumerations
- Global variables
- Exception names

[\[ Team LiB \]](#)

◀ PREVIOUS

NEXT ▶

---

[This HTML Help has been published using the chm2web software.](#)

Click [here](#) to show toolbars of the Web Online Help System: [show toolbars](#)

[\[ Team LiB \]](#)

◀ PREVIOUS    NEXT ▶

## 11.1 Data Types

This section lists the data types defined by and used in the Application Kit.

### ***NSAffineTransformStruct***

---

```
typedef struct _NSAffineTransformStruct {
    float m11, m12, m21, m22;
    float tX, tY;
} NSAffineTransformStruct;
```

### ***NSApplicationTerminateReply***

---

```
typedef enum NSApplicationTerminateReply {
    NSTerminateCancel = 0,
    NSTerminateNow = 1,
    NSTerminateLater = 2
} NSApplicationTerminateReply;
```

### ***NSBackingStoreType***

---

```
typedef enum _NSBackingStoreType {
    NSBackingStoreRetained = 0,
    NSBackingStoreNonretained = 1,
    NSBackingStoreBuffered = 2
} NSBackingStoreType;
```

### ***NSBezelStyle***

---

```
typedef enum _NSBezelStyle {
    NSRoundedBezelStyle = 1,
```



```
NSRegularSquareBezierStyle = 2,  
NSThickSquareBezierStyle = 3,  
NSThickerSquareBezierStyle = 4,  
NSShadowlessSquareBezierStyle = 6,  
NSCircularBezierStyle = 7  
} NSBezierStyle;
```

## ***NSBezierPathElement***

---

```
typedef enum {  
    NSMoveToBezierPathElement,  
    NSLineToBezierPathElement,  
    NSCurveToBezierPathElement,  
    NSClosePathBezierPathElement  
} NSBezierPathElement;
```

## ***NSBitmapImageFileType***

---

```
typedef enum _NSBitmapImageFileType {  
    NSTIFFFileType,  
    NSBMPFileType,  
    NSGIFFileType,  
    NSJPEGFileType,  
    NSPNGFileType  
} NSBitmapImageFileType;
```

## ***NSBorderType***

---

```
typedef enum _NSBorderType {  
    NSNoBorder = 0,  
    NSLineBorder = 1,  
    NSBezierBorder = 2,  
    NSGrooveBorder = 3  
} NSBorderType;
```

## ***NSBoxType***

---

```
typedef enum {  
    NSBoxPrimary = 0,  
    NSBoxSecondary = 1,  
}
```

```
    NSBoxSeparator = 2,  
    NSBoxOldStyle = 3  
} NSBoxType;
```

## ***NSButtonType***

---

```
typedef enum _NSButtonType {  
    NSMomentaryLightButton = 0,  
    NSPushOnPushOffButton = 1,  
    NSToggleButton = 2,  
    NSSwitchButton = 3,  
    NSRadioButton = 4,  
    NSMomentaryChangeButton = 5,  
    NSOnOffButton = 6,  
    NSMomentaryPushInButton = 7  
} NSButtonType;
```

## ***NSCellAttribute***

---

```
typedef enum _NSCellAttribute {  
    NSCellDisabled = 0,  
    NSCellState = 1,  
    NSPushInCell = 2,  
    NSCellEditable = 3,  
    NSChangeGrayCell = 4,  
    NSCellHighlighted = 5,  
    NSCellLightsByContents = 6,  
    NSCellLightsByGray = 7,  
    NSChangeBackgroundCell = 8,  
    NSCellLightsByBackground = 9,  
    NSCellIsBordered = 10,  
    NSCellHasOverlappingImage = 11,  
    NSCellHasImageHorizontal = 12,  
    NSCellHasImageOnLeftOrBottom = 13,  
    NSCellChangesContents = 14,  
    NSCellIsInsetButton = 15,  
    NSCellAllowsMixedState = 16  
} NSCellAttribute;
```

## ***NSCellImagePosition***

---

```
typedef enum _NSCellImagePosition {  
    NSNoImage = 0,  
    NSImageOnly = 1,  
}
```

```
    NSImageLeft = 2,  
    NSImageRight = 3,  
    NSImageBelow = 4,  
    NSImageAbove = 5,  
    NSImageOverlaps = 6  
} NSCellImagePosition;
```

## ***NSCellState***

---

```
typedef enum _NSCellState {  
    NSMixedState = -1,  
    NSOffState = 0,  
    NSOnState = 1  
} NSCellStateValue;
```

## ***NSCellType***

---

```
typedef enum _NSCellType {  
    NSNullCellType = 0,  
    NSTextCellType = 1,  
    NSImageCellType = 2  
} NSCellType;
```

## ***NSCharacterCollection***

---

```
typedef enum {  
    NSIdentityMappingCharacterCollection = 0,  
    NSAdobeCNS1CharacterCollection = 1,  
    NSAdobeGB1CharacterCollection = 2,  
    NSAdobeJapan1CharacterCollection = 3,  
    NSAdobeJapan2CharacterCollection = 4,  
    NSAdobeKorea1CharacterCollection = 5,  
} NSCharacterCollection;
```

## ***NSCompositingOperation***

---

```
typedef enum _NSCompositingOperation {  
    NSCompositeClear = 0,  
    NSCompositeCopy = 1,  
    NSCompositeSourceOver = 2,
```

```
NSCompositeSourceIn = 3,  
NSCompositeSourceOut = 4,  
NSCompositeSourceAtop = 5,  
NSCompositeDestinationOver = 6,  
NSCompositeDestinationIn = 7,  
NSCompositeDestinationOut = 8,  
NSCompositeDestinationAtop = 9,  
NSCompositeXOR = 10,  
NSCompositePlusDarker = 11,  
NSCompositeHighlight = 12,  
NSCompositePlusLighter = 13  
} NSCompositingOperation;
```

## ***NSControlSize***

---

```
typedef enum _NSControlSize {  
    NSRegularControlSize,  
    NSSmallControlSize  
} NSControlSize;
```

## ***NSControlTint***

---

```
typedef enum _NSControlTint {  
    NSDefaultControlTint = 0,  
    NSClearControlTint = 7  
} NSControlTint;
```

## ***NSDocumentChangeType***

---

```
typedef enum _NSDocumentChangeType {  
    NSChangeDone = 0,  
    NSChangeUndone = 1,  
    NSChangeCleared = 2  
} NSDocumentChangeType;
```

## ***NSDragOperation***

---

```
typedef unsigned int NSDragOperation;
```

## ***NSDrawerState***

---

```
typedef enum _NSDrawerState {
    NSDrawerClosedState = 0,
    NSDrawerOpeningState = 1,
    NSDrawerOpenState = 2,
    NSDrawerClosingState = 3
} NSDrawerState;
```

## ***NSEventType***

---

```
typedef enum _NSEventType {
    NSLeftMouseDown = 1,
    NSLeftMouseUp = 2,
    NSRightMouseDown = 3,
    NSRightMouseUp = 4,
    NSMouseMoved = 5,
    NSLeftMouseDragged = 6,
    NSRightMouseDragged = 7,
    NSMouseEntered = 8,
    NSMouseExited = 9,
    NSKeyDown = 10,
    NSKeyUp = 11,
    NSFlagsChanged = 12,
    NSAppKitDefined = 13,
    NSSystemDefined = 14,
    NSApplicationDefined = 15,
    NSPeriodic = 16,
    NSCursorUpdate = 17,
    NSScrollWheel = 22,
    NSOtherMouseDown = 25,
    NSOtherMouseUp = 26,
    NSOtherMouseDragged = 27
} NSEventType;
```

## ***NSFocusRingPlacement***

---

```
typedef enum {
    NSFocusRingOnly = 0,
    NSFocusRingBelow = 1,
    NSFocusRingAbove = 2
} NSFocusRingPlacement;
```

## ***NSFontAction***

---

```
typedef enum _NSFontAction {
    NSNoFontChangeAction = 0,
    NSViaPanelFontAction = 1,
    NSAddTraitFontAction = 2,
    NSSizeUpFontAction = 3,
    NSSizeDownFontAction = 4,
    NSHeavierFontAction = 5,
    NSLighterFontAction = 6,
    NSRemoveTraitFontAction = 7
} NSFontAction;
```

## ***NSFontTraitMask***

---

```
typedef unsigned int NSFontTraitMask;
```

## ***NSGlyph***

---

```
typedef unsigned int NSGlyph;
```

## ***NSGlyphInscription***

---

```
typedef enum {
    NSGlyphInscribeBase = 0,
    NSGlyphInscribeBelow = 1,
    NSGlyphInscribeAbove = 2,
    NSGlyphInscribeOverstrike = 3,
    NSGlyphInscribeOverBelow = 4
} NSGlyphInscription;
```

## ***NSGlyphLayoutMode***

---

```
typedef enum _NSGlyphLayoutMode {
    NSGlyphLayoutAtAPoint = 0,
    NSGlyphLayoutAgainstAPoint,
    NSGlyphLayoutWithPrevious
```

```
} NSGlyphLayoutMode;
```

## ***NSGlyphRelation***

---

```
typedef enum _NSGlyphRelation {  
    NSGlyphBelow = 1,  
    NSGlyphAbove = 2  
} NSGlyphRelation;
```

## ***NSGradientType***

---

```
typedef enum _NSGradientType {  
    NSGradientNone = 0,  
    NSGradientConcaveWeak = 1,  
    NSGradientConcaveStrong = 2,  
    NSGradientConvexWeak = 3,  
    NSGradientConvexStrong = 4  
} NSGradientType;
```

## ***NSImageAlignment***

---

```
typedef enum {  
    NSImageAlignCenter = 0,  
    NSImageAlignTop,  
    NSImageAlignTopLeft,  
    NSImageAlignTopRight,  
    NSImageAlignLeft,  
    NSImageAlignBottom,  
    NSImageAlignBottomLeft,  
    NSImageAlignBottomRight,  
    NSImageAlignRight  
} NSImageAlignment;
```

## ***NSImageCacheMode***

---

```
typedef enum {  
    NSImageCacheDefault,  
    NSImageCacheAlways,  
    NSImageCacheBySize,  
    NSImageCacheNever  
}
```

```
} NSImageCacheMode;
```

## ***NSImageFrameStyle***

---

```
typedef enum {  
    NSImageFrameNone = 0,  
    NSImageFramePhoto,  
    NSImageFrameGrayBezel,  
    NSImageFrameGroove,  
    NSImageFrameButton  
} NSImageFrameStyle;
```

## ***NSImageInterpolation***

---

```
typedef enum {  
    NSImageInterpolationDefault,  
    NSImageInterpolationNone,  
    NSImageInterpolationLow,  
    NSImageInterpolationHigh  
} NSImageInterpolation;
```

## ***NSImageLoadStatus***

---

```
typedef enum {  
    NSImageLoadStatusCompleted,  
    NSImageLoadStatusCancelled,  
    NSImageLoadStatusInvalidData,  
    NSImageLoadStatusUnexpectedEOF,  
    NSImageLoadStatusReadError  
} NSImageLoadStatus;
```

## ***NSImageRepLoadStatus***

---

```
typedef enum {  
    NSImageRepLoadStatusUnknownType = -1,  
    NSImageRepLoadStatusReadingHeader = -2,  
    NSImageRepLoadStatusWillNeedAllData = -3,  
    NSImageRepLoadStatusInvalidData = -4,  
    NSImageRepLoadStatusUnexpectedEOF = -5,  
    NSImageRepLoadStatusCompleted = -6  
}
```



```
} NSImageRepLoadStatus;
```

## ***NSImageScaling***

---

```
typedef enum {  
    NSScaleProportionally = 0,  
    NSScaleToFit,  
    NSScaleNone  
} NSImageScaling;
```

## ***NSInterfaceStyle***

---

```
typedef enum {  
    NSNoInterfaceStyle = 0,  
    NSNextStepInterfaceStyle = 1,  
    NSWindows95InterfaceStyle = 2,  
    NSMacintoshInterfaceStyle = 3  
} NSInterfaceStyle;
```

## ***NSLayoutDirection***

---

```
typedef enum _NSLayoutDirection {  
    NSLayoutLeftToRight = 0,  
    NSLayoutRightToLeft  
} NSLayoutDirection;
```

## ***NSLayoutStatus***

---

```
typedef enum _NSLayoutStatus {  
    NSLayoutNotDone = 0,  
    NSLayoutDone,  
    NSLayoutCantFit,  
    NSLayoutOutOfGlyphs  
} NSLayoutStatus;
```

## ***NSLineBreakMode***

---

```
typedef enum _NSLineBreakMode {
    NSLineBreakByWordWrapping = 0,
    NSLineBreakByCharWrapping,
    NSLineBreakByClipping,
    NSLineBreakByTruncatingHead,
    NSLineBreakByTruncatingTail,
    NSLineBreakByTruncatingMiddle
} NSLineBreakMode;
```

## ***NSLineCapStyle***

---

```
typedef enum {
    NSButtLineCapStyle = 0,
    NSRoundLineCapStyle = 1,
    NSSquareLineCapStyle = 2
} NSLineCapStyle;
```

## ***NSLineJoinStyle***

---

```
typedef enum {
    NSMiterLineJoinStyle = 0,
    NSRoundLineJoinStyle = 1,
    NSBevelLineJoinStyle = 2
} NSLineJoinStyle;
```

## ***NSLineMovementDirection***

---

```
typedef enum {
    NSLineDoesntMove = 0,
    NSLineMovesLeft = 1,
    NSLineMovesRight = 2,
    NSLineMovesDown = 3,
    NSLineMovesUp = 4
} NSLineMovementDirection;
```

## ***NSLineSweepDirection***

---

```
typedef enum {
    NSLineSweepLeft = 0,
    NSLineSweepRight = 1,

```

```
    NSLineSweepDown = 2,  
    NSLineSweepUp = 3  
} NSLineSweepDirection;
```

## ***NSMatrixMode***

---

```
typedef enum _NSMatrixMode {  
    NSRadioModeMatrix = 0,  
    NSHighlightModeMatrix = 1,  
    NSListModeMatrix = 2,  
    NSTrackModeMatrix = 3  
} NSMatrixMode;
```

## ***NSModalSession***

---

```
typedef struct _NSModalSession *NSModalSession;
```

## ***NSMultibyteGlyphPacking***

---

```
typedef enum _NSMultibyteGlyphPacking {  
    NSOneByteGlyphPacking,  
    NSJapaneseEUCGlyphPacking,  
    NSAsciiWithDoubleByteEUCGlyphPacking,  
    NSTwoByteGlyphPacking,  
    NSFourByteGlyphPacking,  
    NSNativeShortGlyphPacking  
} NSMultibyteGlyphPacking;
```

## ***NSOpenGLContextAuxiliary***

---

```
typedef struct _CGLContextObject NSOpenGLContextAuxiliary;
```

## ***NSOpenGLContextParameter***

---

```
typedef enum {  
    NSOpenGLCPSwapRectangle = 200,  
}
```

```
NSOpenGLCPSwapRectangleEnable = 201,  
NSOpenGLCPRasterizationEnable = 221,  
NSOpenGLCPSwapInterval = 222,  
NSOpenGLCPSurfaceOrder = 235,  
NSOpenGLCPSurfaceOpacity = 236,  
NSOpenGLCPStateValidation = 301  
} NSOpenGLContextParameter;
```

## ***NSOpenGLGlobalOption***

---

```
typedef enum {  
    NSOpenGLGOFFormatCacheSize = 501,  
    NSOpenGLGOClearFormatCache = 502,  
    NSOpenGLGORetainRenderers = 503,  
    NSOpenGLGOResetLibrary = 504  
} NSOpenGLGlobalOption;
```

## ***NSOpenGLPixelFormatAttribute***

---

```
typedef enum {  
    NSOpenGLPFAAllRenderers = 1,  
    NSOpenGLPFADoubleBuffer = 5,  
    NSOpenGLPFAStereo = 6,  
    NSOpenGLPFAAuxBuffers = 7,  
    NSOpenGLPFAColorSize = 8,  
    NSOpenGLPFAAlphaSize = 11,  
    NSOpenGLPFADepthSize = 12,  
    NSOpenGLPFAStencilSize = 13,  
    NSOpenGLPFAAccumSize = 14,  
    NSOpenGLPFAMinimumPolicy = 51,  
    NSOpenGLPFAMaximumPolicy = 52,  
    NSOpenGLPFAOffScreen = 53,  
    NSOpenGLPFAFullScreen = 54,  
    NSOpenGLPFASampleBuffers = 55,  
    NSOpenGLPFASamples = 56,  
    NSOpenGLPFAAuxDepthStencil = 57,  
    NSOpenGLPFARendererID = 70,  
    NSOpenGLPFASingleRenderer = 71,  
    NSOpenGLPFANoRecovery = 72,  
    NSOpenGLPFAAccelerated = 73,  
    NSOpenGLPFACompatiblePolicy = 74,  
    NSOpenGLPFARobust = 75,  
    NSOpenGLPFABackingStore = 76,  
    NSOpenGLPFAMPSafe = 78,  
    NSOpenGLPFAWindow = 80,  
    NSOpenGLPFAMultiScreen = 81,  
    NSOpenGLPFACompliant = 83,  
    NSOpenGLPFAScreenMask = 84,
```

```
    NSOpenGLPFVirtualScreenCount = 128  
} NSOpenGLPixelFormatAttribute;
```

## ***NSOpenGLPixelFormatAuxiliary***

---

```
typedef struct _CGLPixelFormatObject NSOpenGLPixelFormatAuxiliary;
```

## ***NSPopUpArrowPosition***

---

```
typedef enum {  
    NSPopUpNoArrow = 0,  
    NSPopUpArrowAtCenter = 1,  
    NSPopUpArrowAtBottom = 2  
} NSPopUpArrowPosition;
```

## ***NSPrinterTableStatus***

---

```
typedef enum _NSPrinterTableStatus {  
    NSPrinterTableOK = 0,  
    NSPrinterTableNotFound = 1,  
    NSPrinterTableError = 2  
} NSPrinterTableStatus;
```

## ***NSPrintingOrientation***

---

```
typedef enum {  
    NSPortraitOrientation = 0,  
    NSLandscapeOrientation = 1  
} NSPrintingOrientation;
```

## ***NSPrintingPageOrder***

---

```
typedef enum _NSPrintingPageOrder {  
    NSDescendingPageOrder = (-1),  
    NSSpecialPageOrder = 0,  
    NSAscendingPageOrder = 1,  
}
```

```
    NSUnknownPageOrder = 2  
} NSPrintingPageOrder;
```

## ***NSPrintingPaginationMode***

---

```
typedef enum {  
    NSAutoPagination = 0,  
    NSFittedPagination = 1,  
    NSClippedPagination = 2  
} NSPrintingPaginationMode;
```

## ***NSProgressIndicatorStyle***

---

```
typedef enum _NSProgressIndicatorStyle {  
    NSProgressIndicatorBarStyle = 0,  
    NSProgressIndicatorSpinningStyle = 1  
} NSProgressIndicatorStyle;
```

## ***NSProgressIndicatorThickness***

---

```
typedef enum _NSProgressIndicatorThickness {  
    NSProgressIndicatorPreferredThickness = 14,  
    NSProgressIndicatorPreferredSmallThickness = 10,  
    NSProgressIndicatorPreferredLargeThickness = 18,  
    NSProgressIndicatorPreferredAquaThickness = 12  
} NSProgressIndicatorThickness;
```

## ***NSQTMovieLoopMode***

---

```
typedef enum {  
    NSQTMovieNormalPlayback,  
    NSQTMovieLoopingPlayback,  
    NSQTMovieLoopingBackAndForthPlayback  
} NSQTMovieLoopMode;
```

## ***NSRequestUserAttentionType***

---

```
typedef enum {
    NSCriticalRequest = 0,
    NSInformationalRequest = 10
} NSRequestUserAttentionType;
```

## ***NSRulerOrientation***

---

```
typedef enum {
    NSHorizontalRuler,
    NSVerticalRuler
} NSRulerOrientation;
```

## ***NSSaveOperationType***

---

```
typedef enum _NSSaveOperationType {
    NSSaveOperation = 0,
    NSSaveAsOperation = 1,
    NSSaveToOperation = 2
} NSSaveOperationType;
```

## ***NSScreenAuxiliaryOpaque***

---

```
typedef struct NSScreenAuxiliary NSScreenAuxiliaryOpaque;
```

## ***NSScrollArrowPosition***

---

```
typedef enum _NSScrollArrowPosition {
    NSScrollerArrowsDefaultSetting = 0,
    NSScrollerArrowsNone = 2
} NSScrollArrowPosition;
```

## ***NSScrollerArrow***

---

```
typedef enum _NSScrollerArrow {
    NSScrollerIncrementArrow = 0,
    NSScrollerDecrementArrow = 1
}
```

```
} NSScrollerArrow;
```

## ***NSScrollerPart***

---

```
typedef enum _NSScrollerPart {  
    NSScrollerNoPart = 0,  
    NSScrollerDecrementPage = 1,  
    NSScrollerKnob = 2,  
    NSScrollerIncrementPage = 3,  
    NSScrollerDecrementLine = 4,  
    NSScrollerIncrementLine = 5,  
    NSScrollerKnobSlot = 6  
} NSScrollerPart;
```

## ***NSSelectionAffinity***

---

```
typedef enum _NSSelectionAffinity {  
    NSSelectionAffinityUpstream = 0,  
    NSSelectionAffinityDownstream = 1  
} NSSelectionAffinity;
```

## ***NSSelectionDirection***

---

```
typedef enum _NSSelectionDirection {  
    NSDirectSelection = 0,  
    NSSelectingNext,  
    NSSelectingPrevious  
} NSSelectionDirection;
```

## ***NSSelectionGranularity***

---

```
typedef enum _NSSelectionGranularity {  
    NSSelectByCharacter = 0,  
    NSSelectByWord = 1,  
    NSSelectByParagraph = 2  
} NSSelectionGranularity;
```

## ***NSTableViewDropOperation***

---



```
typedef enum {
    NSTableViewDropOn,
    NSTableViewDropAbove
} NSTableViewDropOperation;
```

## ***NSTabState***

---

```
typedef enum _NSTabState {
    NSSelectedTab = 0,
    NSBackgroundTab = 1,
    NSPressedTab = 2
} NSTabState;
```

## ***NSTableViewItemAuxiliaryOpaque***

---

```
typedef struct NSTableViewItemAuxiliary NSTableViewItemAuxiliaryOpaque;
```

## ***NSTableViewType***

---

```
typedef enum _NSTableViewType {
    NSTopTabsBezelBorder = 0,
    NSLeftTabsBezelBorder = 1,
    NSBottomTabsBezelBorder = 2,
    NSRightTabsBezelBorder = 3,
    NSNoTabsBezelBorder = 4,
    NSNoTabsLineBorder = 5,
    NSNoTabsNoBorder = 6
} NSTableViewType;
```

## ***NSTextAlignment***

---

```
typedef enum _NSTextAlignment {
    NSLeftTextAlignment = 0,
    NSRightTextAlignment = 1,
    NSCenterTextAlignment = 2,
    NSJustifiedTextAlignment = 3,
    NSNaturalTextAlignment = 4
} NSTextAlignment;
```

## ***NSTextFieldBezelStyle***

---

```
typedef enum {
    NSTextFieldSquareBezel = 0,
    NSTextFieldRoundedBezel = 1
} NSTextFieldBezelStyle;
```

## ***NSTextTabType***

---

```
typedef enum _NSTextTabType {
    NSLeftTabStopType = 0,
    NSRightTabStopType,
    NSCenterTabStopType,
    NSDecimalTabStopType
} NSTextTabType;
```

## ***NSTickMarkPosition***

---

```
typedef enum _NSTickMarkPosition {
    NSTickMarkBelow = 0,
    NSTickMarkAbove = 1,
    NSTickMarkLeft = NSTickMarkAbove,
    NSTickMarkRight = NSTickMarkBelow
} NSTickMarkPosition;
```

## ***NSTIFFCompression***

---

```
typedef enum _NSTIFFCompression {
    NSTIFFCompressionNone = 1,
    NSTIFFCompressionCCITTFAX3 = 3,
    NSTIFFCompressionCCITTFAX4 = 4,
    NSTIFFCompressionLZW = 5,
    NSTIFFCompressionJPEG = 6,
    NSTIFFCompressionNEXT = 32766,
    NSTIFFCompressionPackBits = 32773,
    NSTIFFCompressionOldJPEG = 32865
} NSTIFFCompression;
```

## ***NSTitlePosition***

---

```
typedef enum _NSTitlePosition {
    NSNoTitle = 0,
    NSAboveTop = 1,
    NSAtTop = 2,
    NSBelowTop = 3,
    NSAboveBottom = 4,
    NSAtBottom = 5,
    NSBelowBottom = 6
} NSTitlePosition;
```

## ***NSToolbarDisplayMode***

---

```
typedef enum {
    NSToolbarDisplayModeDefault,
    NSToolbarDisplayModeIconAndLabel,
    NSToolbarDisplayModeIconOnly,
    NSToolbarDisplayModeLabelOnly
} NSToolbarDisplayMode;
```

## ***NSToolbarSizeMode***

---

```
typedef enum {
    NSToolbarSizeModeDefault,
    NSToolbarSizeModeRegular,
    NSToolbarSizeModeSmall
} NSToolbarSizeMode;
```

## ***NSToolTipTag***

---

```
typedef int NSToolTipTag;
```

## ***NSTrackingRectTag***

---

```
typedef int NSTrackingRectTag;
```

## ***NSTypesetterBehavior***

---

```
typedef enum {
    NSTypesetterLatestBehavior = -1,
    NSTypesetterOriginalBehavior = 0,
    NSTypesetterBehavior_10_2_WithCompatibility = 1,
    NSTypesetterBehavior_10_2 = 2,
} NSTypesetterBehavior;
```

## ***NSTypesetterGlyphInfo***

---

```
typedef struct _NSTypesetterGlyphInfo {
    NSPoint curLocation;
    float extent;
    float belowBaseline;
    float aboveBaseline;
    unsigned glyphCharacterIndex;
    NSFont *font;
    NSSize attachmentSize;
    struct {
        BOOL defaultPositioning: 1;
        BOOL dontShow: 1;
        BOOL isAttachment: 1;
    } _giFlags;
} NSTypesetterGlyphInfo;
```

## ***NSUsableScrollerParts***

---

```
typedef enum _NSUsableScrollerParts {
    NSNoScrollerParts = 0,
    NSOnlyScrollerArrows = 1,
    NSAllScrollerParts = 2
} NSUsableScrollerParts;
```

## ***NSWindingRule***

---

```
typedef enum {
    NSNonZeroWindingRule = 0,
    NSEvenOddWindingRule = 1
} NSWindingRule;
```

## ***NSWindowAuxiliaryOpaque***

---

```
typedef struct NSWindowAuxiliary NSWindowAuxiliaryOpaque;
```

## ***NSWindowButton***

---

```
typedef enum {  
    NSWindowCloseButton,  
    NSWindowMiniaturizeButton,  
    NSWindowZoomButton,  
    NSWindowToolbarButton,  
    NSWindowDocumentIconButton  
} NSWindowButton;
```

## ***NSWindowDepth***

---

```
typedef int NSWindowDepth;
```

## ***NSWindowOrderingMode***

---

```
typedef enum _NSWindowOrderingMode {  
    NSWindowAbove = 1,  
    NSWindowBelow = -1,  
    NSWindowOut = 0  
} NSWindowOrderingMode;
```

## ***NSWritingDirection***

---

```
typedef enum _NSWritingDirection {  
    NSWritingDirectionLeftToRight = 0,  
    NSWritingDirectionRightToLeft  
} NSWritingDirection;
```



Click [here](#) to show toolbars of the Web Online Help System: [show toolbars](#)

[\[ Team LiB \]](#)

◀ PREVIOUS

NEXT ▶

## 11.2 Enumerations

This section lists the enumeration constants defined by and used in the Application Kit.

### ***NSApplication (Modal Session Return Values)***

---

```
enum {
    NSRunStoppedResponse = (-1000),
    NSRunAbortedResponse = (-1001),
    NSRunConti nuesResponse = (-1002)
};
```

### ***NSAttributedString (Underlining)***

---

```
enum {
    NSNoUnderl i neStyl e = 0,
    NSSi ngl eUnderl i neStyl e
};
```

### ***NSCell (Data Entry Types)***

---

```
enum {
    NSAnyType = 0,
    NSIntType = 1,
    NSPosi ti veIntType = 2,
    NSFl oatType = 3,
    NSPosi ti veFl oatType = 4,
    NSDoubl eType = 6,
    NSPosi ti veDoubl eType = 7
};
```

### ***NSCell (State Masks)***

---

```
enum {
    NSNoCellMask = 0,
    NSContentsCellMask = 1,
    NSPushInCellMask = 2,
    NSChangeGrayCellMask = 4,
    NSChangeBackgroundCellMask = 8
};
```

## ***NSColorPanel (Modes)***

---

```
enum {
    NSGrayModeColorPanel = 0,
    NSRGBModeColorPanel = 1,
    NSCMYKModeColorPanel = 2,
    NSHSBModeColorPanel = 3,
    NSCustomPaletteModeColorPanel = 4,
    NSColorListModeColorPanel = 5,
    NSWheelModeColorPanel = 6,
    NSCrayonModeColorPanel = 7
};
```

## ***NSColorPanel (Mode Masks)***

---

```
enum {
    NSColorPanelGrayModeMask = 0x00000001,
    NSColorPanelRGBModeMask = 0x00000002,
    NSColorPanelCMYKModeMask = 0x00000004,
    NSColorPanelHSBModeMask = 0x00000008,
    NSColorPanelCustomPaletteModeMask = 0x00000010,
    NSColorPanelColorListModeMask = 0x00000020,
    NSColorPanelWheelModeMask = 0x00000040,
    NSColorPanelCrayonModeMask = 0x00000080,
    NSColorPanelAllModesMask = 0x0000ffff
};
```

## ***NSDragging (Operations)***

---

```
enum {
    NSDragOperationNone = 0,
    NSDragOperationCopy = 1,
    NSDragOperationLink = 2,
    NSDragOperationGeneric = 4,
    NSDragOperationPrivate = 8,
```



```
NSDragOperationMove = 16,  
NSDragOperationDelete = 32,  
NSDragOperationEvery = UI NT_MAX  
};
```

## ***NSEvent (Action Flags)***

---

```
enum {  
    NSLeftMouseDownMask = 1 << NSLeftMouseDown,  
    NSLeftMouseUpMask = 1 << NSLeftMouseUp,  
    NSRightMouseDownMask = 1 << NSRightMouseDown,  
    NSRightMouseUpMask = 1 << NSRightMouseUp,  
    NSMouseMovedMask = 1 << NSMouseMoved,  
    NSLeftMouseDraggedMask = 1 << NSLeftMouseDragged,  
    NSRightMouseDraggedMask = 1 << NSRightMouseDragged,  
    NSMouseEnteredMask = 1 << NSMouseEntered,  
    NSMouseExitedMask = 1 << NSMouseExited,  
    NSKeyDownMask = 1 << NSKeyDown,  
    NSKeyUpMask = 1 << NSKeyUp,  
    NSFlagsChangedMask = 1 << NSFlagsChanged,  
    NSAppKitDefinedMask = 1 << NSAppKitDefined,  
    NSSystemDefinedMask = 1 << NSSystemDefined,  
    NSApplicationDefinedMask = 1 << NSApplicationDefined,  
    NSPeriodicMask = 1 << NSPeriodic,  
    NSCursorUpdateMask = 1 << NSCursorUpdate,  
    NSScrollWheelMask = 1 << NSScrollWheel,  
    NSOtherMouseDownMask = 1 << NSOtherMouseDown,  
    NSOtherMouseUpMask = 1 << NSOtherMouseUp,  
    NSOtherMouseDraggedMask = 1 << NSOtherMouseDragged,  
    NSAnyEventMask = 0xffffffffU  
};
```

## ***NSEvent (Function Key Unicodes)***

---

```
enum {  
    NSUpArrowFunctionKey = 0xF700,  
    NSDownArrowFunctionKey = 0xF701,  
    NSLeftArrowFunctionKey = 0xF702,  
    NSRightArrowFunctionKey = 0xF703,  
    NSF1FunctionKey = 0xF704,  
    NSF2FunctionKey = 0xF705,  
    NSF3FunctionKey = 0xF706,  
    NSF4FunctionKey = 0xF707,  
    NSF5FunctionKey = 0xF708,  
    NSF6FunctionKey = 0xF709,  
    NSF7FunctionKey = 0xF70A,  
    NSF8FunctionKey = 0xF70B,  
    NSF9FunctionKey = 0xF70C,
```

NSF10FunctionKey = 0xF70D,  
NSF11FunctionKey = 0xF70E,  
NSF12FunctionKey = 0xF70F,  
NSF13FunctionKey = 0xF710,  
NSF14FunctionKey = 0xF711,  
NSF15FunctionKey = 0xF712,  
NSF16FunctionKey = 0xF713,  
NSF17FunctionKey = 0xF714,  
NSF18FunctionKey = 0xF715,  
NSF19FunctionKey = 0xF716,  
NSF20FunctionKey = 0xF717,  
NSF21FunctionKey = 0xF718,  
NSF22FunctionKey = 0xF719,  
NSF23FunctionKey = 0xF71A,  
NSF24FunctionKey = 0xF71B,  
NSF25FunctionKey = 0xF71C,  
NSF26FunctionKey = 0xF71D,  
NSF27FunctionKey = 0xF71E,  
NSF28FunctionKey = 0xF71F,  
NSF29FunctionKey = 0xF720,  
NSF30FunctionKey = 0xF721,  
NSF31FunctionKey = 0xF722,  
NSF32FunctionKey = 0xF723,  
NSF33FunctionKey = 0xF724,  
NSF34FunctionKey = 0xF725,  
NSF35FunctionKey = 0xF726,  
NSInsertFunctionKey = 0xF727,  
NSDeleteFunctionKey = 0xF728,  
NSHomeFunctionKey = 0xF729,  
NSBeginFunctionKey = 0xF72A,  
NSEndFunctionKey = 0xF72B,  
NSPageUpFunctionKey = 0xF72C,  
NSPageDownFunctionKey = 0xF72D,  
NSPrintScreenFunctionKey = 0xF72E,  
NSScrollLockFunctionKey = 0xF72F,  
NSPauseFunctionKey = 0xF730,  
NSSysReqFunctionKey = 0xF731,  
NSBreakFunctionKey = 0xF732,  
NSResetFunctionKey = 0xF733,  
NSStopFunctionKey = 0xF734,  
NSMenuFunctionKey = 0xF735,  
NSUserFunctionKey = 0xF736,  
NSSystemFunctionKey = 0xF737,  
NSPrintFunctionKey = 0xF738,  
NSClearLineFunctionKey = 0xF739,  
NSClearDisplayFunctionKey = 0xF73A,  
NSInsertLineFunctionKey = 0xF73B,  
NSDeleteLineFunctionKey = 0xF73C,  
NSInsertCharFunctionKey = 0xF73D,  
NSDeleteCharFunctionKey = 0xF73E,  
NSPrevFunctionKey = 0xF73F,  
NSNextFunctionKey = 0xF740,  
NSSelectFunctionKey = 0xF741,  
NSExecuteFunctionKey = 0xF742,  
NSUndoFunctionKey = 0xF743,  
NSRedoFunctionKey = 0xF744,

```
NSFindFunctionKey = 0xF745,  
NSHelpFunctionKey = 0xF746,  
NSModeSwitchFunctionKey = 0xF747
```

```
};
```

## ***NSEvent (Modifier Flags)***

---

```
enum {  
    NSAlphaShiftKeyMask = 1 << 16,  
    NSShiftKeyMask = 1 << 17,  
    NSControlKeyMask = 1 << 18,  
    NSAlternateKeyMask = 1 << 19,  
    NSCommandKeyMask = 1 << 20,  
    NSNumericPadKeyMask = 1 << 21,  
    NSHelpKeyMask = 1 << 22,  
    NSFunctionKeyMask = 1 << 23  
};
```

## ***NSEvent (Types Defined by the Application Kit)***

---

```
enum {  
    NSWindowExposedEventType = 0,  
    NSApplicationActivatedEventType = 1,  
    NSApplicationDeactivatedEventType = 2,  
    NSWindowMovedEventType = 4,  
    NSScreenChangedEventType = 8,  
    NSAWTEventType = 16  
};
```

## ***NSEvent (Types Defined by the System)***

---

```
enum {  
    NSPowerOffEventType = 1  
};
```

## ***NSFont (Traits)***

---

```
enum {  
    NSItalicFontMask = 0x00000001,  
    NSBoldFontMask = 0x00000002,
```

```
NSUnboldFontMask = 0x00000004,  
NSNonStandardCharacterSetFontMask = 0x00000008,  
NSNarrowFontMask = 0x00000010,  
NSExpandedFontMask = 0x00000020,  
NSCondensedFontMask = 0x00000040,  
NSSmallCapsFontMask = 0x00000080,  
NSPosterFontMask = 0x00000100,  
NSCompressedFontMask = 0x00000200,  
NSFixedPitchFontMask = 0x00000400,  
NSUnitalicFontMask = 0x01000000  
};
```

## ***NSGraphics (Alpha Values)***

---

```
enum {  
    NSAlphaEqualToData = 1,  
    NSAlphaAlwaysOne = 2  
};
```

## ***NSGlyph (Reserved Glyph Codes)***

---

```
enum {  
    NSControlGlyph = 0x00FFFFFF,  
    NSNullGlyph = 0x0  
};
```

## ***NSImageRep (Display Device Matching)***

---

```
enum {  
    NSImageRepMatchesDevice  
};
```

## ***NSOutlineView (Drop on Index)***

---

```
enum {  
    NSOutlineViewDropOnItemIndex = -1  
};
```

## ***NSPanel (Alert Panel Return Values)***

---

```
enum {
    NSAlertDefaultReturn = 1,
    NSAlertAlternateReturn = 0,
    NSAlertOtherReturn = -1,
    NSAlertErrorReturn = -2
};
```

## ***NSPanel (Modal Panel Return Values)***

---

```
enum {
    NSOKButton = 1,
    NSCancelButton = 0
};
```

## ***NSPanel (Style Mask)***

---

```
enum {
    NSUtilityWindowMask = 1 << 4,
    NSDocModalWindowMask = 1 << 6,
    NSNonactivatingPanelMask = 1 << 7
};
```

## ***NSRunLoop (Ordering Modes for NSApplication)***

---

```
enum {
    NSUpdateWindowsRunLoopOrdering
};
```

## ***NSRunLoop (Ordering Modes for NSWindow)***

---

```
enum {
    NSDisplayWindowRunLoopOrdering,
    NSResetCursorRectsRunLoopOrdering
};
```

## ***NSSavePanel (Tags for Subviews)***

---

```
enum {
    NSFileHandlingPanelImageButton = 150,
    NSFileHandlingPanelTitleField = 151,
    NSFileHandlingPanelBrowser = 152,
    NSFileHandlingPanelCancelButton = NSCancelButton,
    NSFileHandlingPanelOKButton = NSOKButton,
    NSFileHandlingPanelForm = 155
};
```

## ***NSText (Important Unicodes)***

---

```
enum {
    NSParagraphSeparatorCharacter = 0x2029,
    NSLineSeparatorCharacter = 0x2028,
    NSTabCharacter = 0x0009,
    NSFormFeedCharacter = 0x000c,
    NSNewlineCharacter = 0x000a,
    NSCarriageReturnCharacter = 0x000d,
    NSEnterCharacter = 0x0003,
    NSBackspaceCharacter = 0x0008,
    NSBackTabCharacter = 0x0019,
    NSDeleteCharacter = 0x007f
};
```

## ***NSText (Movement Codes)***

---

```
enum {
    NSIllegalTextMovement = 0,
    NSReturnTextMovement = 0x10,
    NSTabTextMovement = 0x11,
    NSBacktabTextMovement = 0x12,
    NSLeftTextMovement = 0x13,
    NSRightTextMovement = 0x14,
    NSUpTextMovement = 0x15,
    NSDownTextMovement = 0x16
};
```

## ***NSTextAttachment (Attachment Character)***

---

```
enum {
    NSAttachmentCharacter = 0xffffc
};
```

## ***NSTextStorage (Editing)***

---

```
enum {
    NSTextStorageEditedAttributes = 1,
    NSTextStorageEditedCharacters = 2
};
```

## ***NSView (Resizing)***

---

```
enum {
    NSViewNotResizable = 0,
    NSViewMinXMargin = 1,
    NSViewWidthResizable = 2,
    NSViewMaxXMargin = 4,
    NSViewMinYMargin = 8,
    NSViewHeightResizable = 16,
    NSViewMaxYMargin = 32
};
```

## ***NSWindow (Border Masks)***

---

```
enum {
    NSBorderlessWindowMask = 0,
    NSTitledWindowMask = 1 << 0,
    NSClosableWindowMask = 1 << 1,
    NSMiniaturizableWindowMask = 1 << 2,
    NSResizableWindowMask = 1 << 3,
    NSTexturedBackgroundWindowMask = 1 << 8
};
```

Click [here](#) to show toolbars of the Web Online Help System: [show toolbars](#)

[\[ Team Lib \]](#)

◀ PREVIOUS

NEXT ▶

## 11.3 Global Variables

This section lists the global variables defined by and used in the Application Kit.

### *Color Space Names*

---

NSString \*NSCalibratedWhiteColorSpace;  
NSString \*NSCalibratedBlackColorSpace;  
NSString \*NSCalibratedRGBColorSpace;  
NSString \*NSDeviceWhiteColorSpace;  
NSString \*NSDeviceBlackColorSpace;  
NSString \*NSDeviceRGBColorSpace;  
NSString \*NSDeviceCMYKColorSpace;  
NSString \*NSNamedColorSpace;  
NSString \*NSPatternColorSpace;  
NSString \*NSCustomColorSpace;

### *Display Device (Descriptions)*

---

NSString \*NSDeviceResolution;  
NSString \*NSDeviceColorSpaceName;  
NSString \*NSDeviceBitsPerSample;  
NSString \*NSDeviceIsScreen;  
NSString \*NSDeviceIsPrinter;  
NSString \*NSDeviceSize;

### *NSAccessibility (Actions)*

---

NSString \*NSAccessibilityPressAction;  
NSString \*NSAccessibilityIncrementAction;  
NSString \*NSAccessibilityDecrementAction;  
NSString \*NSAccessibilityConfirmAction;  
NSString \*NSAccessibilityPickAction;



## ***NSAccessibility (Attributes)***

---

NSString \*NSAccessibilityRoleAttribute;  
NSString \*NSAccessibilityRoleDescriptionAttribute;  
NSString \*NSAccessibilitySubroleAttribute;  
NSString \*NSAccessibilityHelpAttribute;  
NSString \*NSAccessibilityTitleAttribute;  
NSString \*NSAccessibilityValueAttribute;  
NSString \*NSAccessibilityMinValueAttribute;  
NSString \*NSAccessibilityMaxValueAttribute;  
NSString \*NSAccessibilityEnabledAttribute;  
NSString \*NSAccessibilityFocusedAttribute;  
NSString \*NSAccessibilityParentAttribute;  
NSString \*NSAccessibilityChildAttribute;  
NSString \*NSAccessibilityWindowAttribute;  
NSString \*NSAccessibilitySelectedChildAttribute;  
NSString \*NSAccessibilityVisibleChildAttribute;  
NSString \*NSAccessibilityPositionAttribute;  
NSString \*NSAccessibilitySizeAttribute;  
NSString \*NSAccessibilityContentsAttribute;  
NSString \*NSAccessibilityPreviousContentsAttribute;  
NSString \*NSAccessibilityNextContentsAttribute;  
NSString \*NSAccessibilitySelectedTextAttribute;  
NSString \*NSAccessibilitySelectedTextRangeAttribute;  
NSString \*NSAccessibilityMainAttribute;  
NSString \*NSAccessibilityMinimizedAttribute;  
NSString \*NSAccessibilityCloseButtonAttribute;  
NSString \*NSAccessibilityZoomButtonAttribute;  
NSString \*NSAccessibilityMinimizeButtonAttribute;  
NSString \*NSAccessibilityToolBarButtonAttribute;  
NSString \*NSAccessibilityProxyAttribute;  
NSString \*NSAccessibilityGrowAreaAttribute;  
NSString \*NSAccessibilityMenuBarAttribute;  
NSString \*NSAccessibilityWindowsAttribute;  
NSString \*NSAccessibilityFrontmostAttribute;  
NSString \*NSAccessibilityHiddenAttribute;  
NSString \*NSAccessibilityMainWindowAttribute;  
NSString \*NSAccessibilityFocusedWindowAttribute;  
NSString \*NSAccessibilityFocusedUIElementAttribute;  
NSString \*NSAccessibilityHeaderAttribute;  
NSString \*NSAccessibilityEditedAttribute;  
NSString \*NSAccessibilityTabsAttribute;  
NSString \*NSAccessibilityTitleUIElementAttribute;  
NSString \*NSAccessibilityHorizontalScrollBarAttribute;  
NSString \*NSAccessibilityVerticalScrollBarAttribute;  
NSString \*NSAccessibilityOverflowButtonAttribute;  
NSString \*NSAccessibilityIncrementButtonAttribute;  
NSString \*NSAccessibilityDecrementButtonAttribute;  
NSString \*NSAccessibilityFilenameAttribute;  
NSString \*NSAccessibilityExpandedAttribute;  
NSString \*NSAccessibilitySelectedAttribute;  
NSString \*NSAccessibilityColumnTitlesAttribute;  
NSString \*NSAccessibilitySplittersAttribute;

NSString \*NSAccessibilityDocumentAttribute;  
NSString \*NSAccessibilityOrientationAttribute;  
NSString \*NSAccessibilityRowsAttribute;  
NSString \*NSAccessibilityVisibleRowsAttribute;  
NSString \*NSAccessibilitySelectedRowsAttribute;  
NSString \*NSAccessibilityColumnsAttribute;  
NSString \*NSAccessibilityVisibleColumnsAttribute;  
NSString \*NSAccessibilitySelectedColumnsAttribute;  
NSString \*NSAccessibilitySortDirectionAttribute;  
NSString \*NSAccessibilityDisablingAttribute;  
NSString \*NSAccessibilityDisallowedRowsAttribute;  
NSString \*NSAccessibilityDisallowedByRowAttribute;

## ***NSAccessibility (Exception Error Code Key)***

---

NSString \*NSAccessibilityErrorCodeExceptionInfo;

## ***NSAccessibility (Notifications)***

---

NSString \*NSAccessibilityMainWindowChangedNotification;  
NSString \*NSAccessibilityFocusedUIElementChangedNotification;  
NSString \*NSAccessibilityApplicationActivatedNotification;  
NSString \*NSAccessibilityApplicationDeactivatedNotification;  
NSString \*NSAccessibilityApplicationHiddenNotification;  
NSString \*NSAccessibilityApplicationShownNotification;  
NSString \*NSAccessibilityWindowCreatedNotification;  
NSString \*NSAccessibilityWindowMovedNotification;  
NSString \*NSAccessibilityWindowResizedNotification;  
NSString \*NSAccessibilityWindowMiniaturizedNotification;  
NSString \*NSAccessibilityWindowDeminiaturizedNotification;  
NSString \*NSAccessibilityValueChangedNotification;  
NSString \*NSAccessibilityUIElementDestroyedNotification;

## ***NSAccessibility (Orientations)***

---

NSString \*NSAccessibilityHorizontalOrientationValue;  
NSString \*NSAccessibilityVerticalOrientationValue;

## ***NSAccessibility (Roles)***

---

NSString \*NSAccessibilityUnknownRole;  
NSString \*NSAccessibilityButtonRole;  
NSString \*NSAccessibilityRadioButtonRole;  
NSString \*NSAccessibilityCheckBoxRole;  
NSString \*NSAccessibilitySliderRole;  
NSString \*NSAccessibilityTabGroupRole;  
NSString \*NSAccessibilityTextFieldRole;  
NSString \*NSAccessibilityStaticTextRole;  
NSString \*NSAccessibilityTextAreaRole;  
NSString \*NSAccessibilityScrollAreaRole;  
NSString \*NSAccessibilityPopUpButtonRole;  
NSString \*NSAccessibilityMenuButtonRole;  
NSString \*NSAccessibilityTableRole;  
NSString \*NSAccessibilityApplicationRole;  
NSString \*NSAccessibilityGroupRole;  
NSString \*NSAccessibilityRadioGroupRole;  
NSString \*NSAccessibilityListRole;  
NSString \*NSAccessibilityScrollBarRole;  
NSString \*NSAccessibilityValueIndicatorRole;  
NSString \*NSAccessibilityImageRole;  
NSString \*NSAccessibilityMenuBarRole;  
NSString \*NSAccessibilityMenuRole;  
NSString \*NSAccessibilityMenuItemRole;  
NSString \*NSAccessibilityColumnRole;  
NSString \*NSAccessibilityRowRole;  
NSString \*NSAccessibilityToolBarRole;  
NSString \*NSAccessibilityBusyIndicatorRole;  
NSString \*NSAccessibilityProgressIndicatorRole;  
NSString \*NSAccessibilityRelevanceIndicatorRole;  
NSString \*NSAccessibilityWindowRole;  
NSString \*NSAccessibilityWindowTitleRole;  
NSString \*NSAccessibilityWindowProxyRole;  
NSString \*NSAccessibilityDrawerRole;  
NSString \*NSAccessibilitySystemWideRole;  
NSString \*NSAccessibilityOutlineRole;  
NSString \*NSAccessibilityIncrementorRole;  
NSString \*NSAccessibilityBrowserRole;  
NSString \*NSAccessibilityComboBoxRole;  
NSString \*NSAccessibilitySplitGroupRole;  
NSString \*NSAccessibilitySplitterRole;  
NSString \*NSAccessibilityColorWellRole;  
NSString \*NSAccessibilityGrowAreaRole;  
NSString \*NSAccessibilitySheetRole;

## ***NSAccessibility (Subroles)***

---

NSString \*NSAccessibilityUnknownSubrole;  
NSString \*NSAccessibilityCloseButtonSubrole;  
NSString \*NSAccessibilityZoomButtonSubrole;  
NSString \*NSAccessibilityMinimizeButtonSubrole;  
NSString \*NSAccessibilityToolBarButtonSubrole;  
NSString \*NSAccessibilityTableRowSubrole;

NSString \*NSAccessibilityOutlineRowSubrole;  
NSString \*NSAccessibilitySecureTextFieldSubrole;

## ***NSApplication (Shared Application Object)***

---

id NSApp;

## ***NSAttributedString (Attributes)***

---

NSString \*NSFontAttributeName;  
NSString \*NSParagraphStyleAttributeName;  
NSString \*NSForegroundColorAttributeName;  
NSString \*NSUnderlineStyleAttributeName;  
NSString \*NSSuperscriptAttributeName;  
NSString \*NSBackgroundColorAttributeName;  
NSString \*NSAttachmentAttributeName;  
NSString \*NSLinkAttributeName;  
NSString \*NSBaselineOffsetAttributeName;  
NSString \*NSKernAttributeName;  
NSString \*NSLinkAttributeName;

## ***NSAttributedString (Character Shape Attribute)***

---

NSString \*NSCharacterShapeAttributeName;

## ***NSAttributedString (Document Type)***

---

NSString \*NSPlainTextDocumentType;  
NSString \*NSRTFTextDocumentType;  
NSString \*NSRTFDTextDocumentType;  
NSString \*NSMacSimpleTextDocumentType;  
NSString \*NSHTMLTextDocumentType;

## ***NSAttributedString (Glyph Info Attribute)***

---

NSString \*NSGlyphInfoAttributeName;

## ***NSAttributedString (Underline Masks)***

---

```
unsigned NSUnderlineByWordMask;  
unsigned NSUnderlineStrokethroughMask;
```

## ***NSBitmapImageRep (Attributes)***

---

```
NSString *NSImageCompressionMethod;  
NSString *NSImageCompressionFactor;  
NSString *NSImageDitherTransparency;  
NSString *NSImageRGBColorTable;  
NSString *NSImageInterlaced;  
NSString *NSImageColorSyncProfileData;  
NSString *NSImageFrameCount;  
NSString *NSImageCurrentFrame;  
NSString *NSImageCurrentFrameDuration;
```

## ***NSColor (Grayscale Values)***

---

```
const float NSWhite;  
const float NSLightGray;  
const float NSDarkGray;  
const float NSBlack;
```

## ***NSFont (Keys to the AFM Dictionary)***

---

```
NSString *NSAFMFamilyName;  
NSString *NSAFMFontName;  
NSString *NSAFMFormatVersion;  
NSString *NSAFMFullName;  
NSString *NSAFMNotice;  
NSString *NSAFMVersion;  
NSString *NSAFMWeight;  
NSString *NSAFMEncodingScheme;  
NSString *NSAFMCharacterSet;  
NSString *NSAFMCapHeight;  
NSString *NSAFMXHeight;  
NSString *NSAFMAscender;  
NSString *NSAFMDescender;  
NSString *NSAFMUnderlinePosition;
```

NSString \*NSAFMUnderlineThickness;  
NSString \*NSAFMI tal icAngle;  
NSString \*NSAFMMappingScheme;

## ***NSFont (PostScript Transformation Matrix)***

---

const float \*NSFontIdentityMatrix;

## ***NSGraphicsContext (Attributes)***

---

NSString \*NSGraphicsContextDestinationAttributeName;  
NSString \*NSGraphicsContextRepresentationFormatAttributeName;  
NSString \*NSGraphicsContextPSFormat;  
NSString \*NSGraphicsContextPDFFormat;

## ***NSInterfaceStyleDefault***

---

NSString \*NSInterfaceStyleDefault;

## ***NSPasteboard (Names)***

---

NSString \*NSGeneralPboard;  
NSString \*NSFontPboard;  
NSString \*NSRulerPboard;  
NSString \*NSFindPboard;  
NSString \*NSDragPboard;

## ***NSPasteboard (Types for Sound Data)***

---

NSString \*NSSoundPboardType;

## ***NSPasteboard (Types for Standard Data)***

---

NSString \*NSStringPboardType;  
NSString \*NSFileNamesPboardType;  
NSString \*NSPostScriptPboardType;  
NSString \*NSTIFFPboardType;  
NSString \*NSRTFPboardType;  
NSString \*NSTabularTextPboardType;  
NSString \*NSFontPboardType;  
NSString \*NSRulerPboardType;  
NSString \*NSFileContentsPboardType;  
NSString \*NSColorPboardType;  
NSString \*NSRTFDPboardType;  
NSString \*HTMLPboardType;  
NSString \*NSPICTPboardType;  
NSString \*NSURLPboardType;  
NSString \*NSPDFPboardType;  
NSString \*NSVCardPboardType;  
NSString \*NSFilePromisesPboardType;

## ***NSPrintInfo (Dictionary Keys)***

---

NSString \*NSPrintPaperName;  
NSString \*NSPrintPaperSize;  
NSString \*NSPrintMustCollate;  
NSString \*NSPrintOrientation;  
NSString \*NSPrintLeftMargin;  
NSString \*NSPrintRightMargin;  
NSString \*NSPrintTopMargin;  
NSString \*NSPrintBottomMargin;  
NSString \*NSPrintHorizontallyCentered;  
NSString \*NSPrintVerticallyCentered;  
NSString \*NSPrintHorizontalPageNumber;  
NSString \*NSPrintVerticalPageNumber;  
NSString \*NSPrintScalingFactor;  
NSString \*NSPrintAllPages;  
NSString \*NSPrintReversePageOrder;  
NSString \*NSPrintFirstPage;  
NSString \*NSPrintLastPage;  
NSString \*NSPrintCopies;  
NSString \*NSPrintPrinter;  
NSString \*NSPrintJobDisposition;  
NSString \*NSPrintSavePath;  
NSString \*NSPrintSpoolJob;  
NSString \*NSPrintPreviewJob;  
NSString \*NSPrintSaveJob;  
NSString \*NSPrintCancelJob;

## ***NSPrintPanel (Job Style Hints)***

---

NSString \*NSPrintPhotoJobStyleHint;

## ***NSRunLoop (Modes)***

---

NSString \*NSModalPanelRunLoopMode;  
NSString \*NSEventTrackingRunLoopMode;

## ***NSToolbarItem (Standard Identifiers)***

---

NSString \*NSToolbarSeparatorItemIdentifier;  
NSString \*NSToolbarSpaceItemIdentifier;  
NSString \*NSToolbarFlexibleSpaceItemIdentifier;  
NSString \*NSToolbarShowColorsItemIdentifier;  
NSString \*NSToolbarShowFontsItemIdentifier;  
NSString \*NSToolbarCustomizeToolbarItemIdentifier;  
NSString \*NSToolbarPrintItemIdentifier;

## ***NSWindow (Sizes)***

---

NSize NSIconSize;  
NSize NSTokenSize;

## ***NSWindow (Window Levels)***

---

NSString \*NSNormalWindowLevel  
NSString \*NSFloatingWindowLevel  
NSString \*NSSubmenuWindowLevel  
NSString \*NSTornOffMenuWindowLevel  
NSString \*NSMainMenuWindowLevel  
NSString \*NSStatusBarWindowLevel  
NSString \*NSModalPanelWindowLevel  
NSString \*NSPopupMenuWindowLevel  
NSString \*NSScreenSaverWindowLevel

## ***NSWorkspace (File Operation Constants)***

---



NSString \*NSWorkspaceMoveOperation;  
NSString \*NSWorkspaceCopyOperation;  
NSString \*NSWorkspaceLinkOperation;  
NSString \*NSWorkspaceCompressOperation;  
NSString \*NSWorkspaceDecompressOperation;  
NSString \*NSWorkspaceEncryptOperation;  
NSString \*NSWorkspaceDecryptOperation;  
NSString \*NSWorkspaceDestroyOperation;  
NSString \*NSWorkspaceRecycleOperation;  
NSString \*NSWorkspaceDuplicateOperation;

## ***NSWorkspace (File Types)***

---

NSString \*NSPlainFileType;  
NSString \*NSDirectoryFileType;  
NSString \*NSApplicationFileType;  
NSString \*NSFileSystemFileType;  
NSString \*NSShellCommandFileType;

[\[ Team LIB \]](#)

◀ PREVIOUS

NEXT ▶

---

[This HTML Help has been published using the chm2web software.](#)

Click [here](#) to show toolbars of the Web Online Help System: [show toolbars](#)

[\[ Team LiB \]](#)

◀ PREVIOUS    NEXT ▶

## 11.4 Exceptions

This section lists the names of exceptions raised by Application Kit classes.

NSString \*NSTextLineTooLongException;  
NSString \*NSTextNoSelectionException;  
NSString \*NSWordTablesWriteException;  
NSString \*NSWordTablesReadException;  
NSString \*NSTextReadException;  
NSString \*NSTextWriteException;  
NSString \*NSPasteboardCommunicationException;  
NSString \*NSPrintingCommunicationException;  
NSString \*NSAbortModalException;  
NSString \*NSAbortPrintingException;  
NSString \*NSIllegalSelectorException;  
NSString \*NSAppKitVirtualMemoryException;  
NSString \*NSBadRTFDirectiveException;  
NSString \*NSBadRTFFontTableException;  
NSString \*NSBadRTFStyleSheetException;  
NSString \*NSTypedStreamVersionException;  
NSString \*NSTIFFException;  
NSString \*NSPrintPackageException;  
NSString \*NSBadRTFColorTableException;  
NSString \*NSDraggingException;  
NSString \*NSColorListIOException;  
NSString \*NSColorListNotEditableException;  
NSString \*NSBadBitmapParametersException;  
NSString \*NSWindowServerCommunicationException;  
NSString \*NSFontUnavailableException;  
NSString \*NSPPDI ncludeNotFoundException;  
NSString \*NSPPDParseException;  
NSString \*NSPPDI ncludeStackOverflowException;

[\[ Team LiB \]](#)

◀ PREVIOUS    NEXT ▶

[This HTML Help has been published using the chm2web software.](#)

Click [here](#) to show toolbars of the Web Online Help System: [show toolbars](#)

[\[ Team LiB \]](#)

◀ PREVIOUS

NEXT ▶

## Chapter 12. Application Kit Functions

This chapter lists the functions defined by the Application Kit. These functions are grouped into the following categories:

- Accessibility
- Applications
- Events
- Fonts
- Graphics: general
- Graphics: window depth
- Interface styles
- OpenGL
- Panels
- Pasteboards
- System beep

[\[ Team LiB \]](#)

◀ PREVIOUS

NEXT ▶

---

[This HTML Help has been published using the chm2web software.](#)

Click [here](#) to show toolbars of the Web Online Help System: [show toolbars](#)

[\[ Team LiB \]](#)

◀ PREVIOUS

NEXT ▶

## 12.1 Accessibility

The `NSAccessibilityPostNotification` function is used to post an accessibility notification, which cannot be posted to the default notification center. The remaining functions are used by the accessibility system in Cocoa to manage what objects are visible to assistive applications.

`NSAccessibilityPostNotification`

```
void NSAccessibilityPostNotification(id element, NSString *notification)
```

`NSAccessibilityUnignoredAncestor`

```
id NSAccessibilityUnignoredAncestor(id element)
```

`NSAccessibilityUnignoredChildren`

```
NSArray *NSAccessibilityUnignoredChildren(NSArray *originalChildren)
```

`NSAccessibilityUnignoredChildrenForOnlyChild`

```
NSArray *NSAccessibilityUnignoredChildrenForOnlyChild(id originalChild)
```

`NSAccessibilityUnignoredDescendant`

```
id NSAccessibilityUnignoredDescendant(id element)
```

[\[ Team LiB \]](#)

◀ PREVIOUS

NEXT ▶

[This HTML Help has been published using the chm2web software.](#)

Click [here](#) to show toolbars of the Web Online Help System: [show toolbars](#)

[\[ Team LiB \]](#)

◀ PREVIOUS

NEXT ▶

## 12.2 Applications

These functions are used for various application level tasks, such as loading and running an application, and managing the Services menu for an application.

### NSApplicationLoad

```
BOOL NSApplicationLoad(void)
```

### NSApplicationMain

```
int NSApplicationMain(int argc, const char *argv[ ])
```

### NSPerformService

```
BOOL NSPerformService(NSString *itemName, NSPasteboard *pboard)
```

### NSRegisterServicesProvider

```
void NSRegisterServicesProvider(id provider, NSString *name)
```

### NSShowsServicesMenuItem

```
BOOL NSShowsServicesMenuItem(NSString *itemName)
```

### NSSetShowsServicesMenuItem

```
int NSSetShowsServicesMenuItem(NSString *itemName, BOOL enabled)
```

### NSUnRegisterServicesProvider

```
void NSUnRegisterServicesProvider(NSString *name)
```

### NSUpdateDynamicServices

```
void NSUpdateDynamicServices(void)
```



Click [here](#) to show toolbars of the Web Online Help System: [show toolbars](#)

[\[ Team LiB \]](#)

◀ PREVIOUS

NEXT ▶

## 12.3 Events

This single event-related function is used to obtain an event mask for the specified event type.

`NSEventMaskFromType`

```
unsigned int NSEventMaskFromType(NSEventType type)
```

[\[ Team LiB \]](#)

◀ PREVIOUS

NEXT ▶

---

[This HTML Help has been published using the chm2web software.](#)

Click [here](#) to show toolbars of the Web Online Help System: [show toolbars](#)

[\[ Team LiB \]](#)

◀ PREVIOUS

NEXT ▶

## 12.4 Fonts

These two functions are used to manipulate font glyphs.

`NSConvertGlyphsToPackedGlyphs`

```
int NSConvertGlyphsToPackedGlyphs(NSGlyph *glBuf, int count, NSMultiByteGlyphPacki ng  
packi ng, char *packedGlyphs)
```

`NSGlyphInfoAtIndex`

```
void NSGlyphInfoAtIndex(int IX)
```

[\[ Team LiB \]](#)

◀ PREVIOUS

NEXT ▶

---

[This HTML Help has been published using the chm2web software.](#)



Click [here](#) to show toolbars of the Web Online Help System: [show toolbars](#)

[\[ Team LiB \]](#)

◀ PREVIOUS

NEXT ▶

## 12.5 Graphics: General

These functions provide a number of convenient wrappers to common graphics and drawing tasks, such as erasing the contents of a rectangle, drawing various borders, and more.

### NSCopyBits

```
void NSCopyBits(int srcGState, NSRect srcRect, NSPoint destPoint)
```

### NSCountWindows

```
void NSCountWindows(int *count)
```

### NSCountWindowsForContext

```
void NSCountWindowsForContext(int context, int *count)
```

### NSDottedFrameRect

```
void NSDottedFrameRect(NSRect aRect)
```

### NSDrawBitmap

```
void NSDrawBitmap(const NSRect rect, int pixelWidth, int pixelHeight, int bitsPerSample, int samplesPerPixel, int bitsPerPixel, int bytesPerRow, BOOL isPlanar, BOOL hasAlpha, NSColorSpace colorSpace, const unsigned char *const data[5])
```

### NSDrawButton

```
void NSDrawButton(const NSRect aRect, const NSRect clipRect)
```

### NSDrawColorTiledRects

```
NSRect NSDrawColorTiledRects(NSRect boundsRect, NSRect clipRect, const NSRectEdge *sides, NSColor **colors, int count)
```

### NSDrawDarkBezel

```
void NSDrawDarkBezel(NSRect boundsRect, NSRect clipRect)
```

## NSDrawGrayBezel

```
void NSDrawGrayBezel (NSRect boundsRect, NSRect clipRect)
```

## NSDrawGroove

```
void NSDrawGroove(NSRect boundsRect, NSRect clipRect)
```

## NSDrawLightBezel

```
void NSDrawLightBezel (NSRect boundsRect, NSRect clipRect)
```

## NSDrawTiledRects

```
NSRect NSDrawTiledRects(NSRect boundsRect, NSRect clipRect, const NSRectEdge *sides,  
const float *grays, int count);
```

## NSDrawWhiteBezel

```
void NSDrawWhiteBezel (NSRect aRect, NSRect clipRect)
```

## NSDrawWindowBackground

```
void NSDrawWindowBackground(NSRect aRect)
```

## NSEraseRect

```
void NSEraseRect (const NSRect aRect)
```

## NSFrameRect

```
void NSFrameRect (NSRect aRect)
```

## NSFrameRectWithWidth

```
void NSFrameRectWithWidth(NSRect aRect, float frameWidth)
```

## NSFrameRectWithWidthUsingOperation

```
void NSFrameRectWithWidthUsingOperation(NSRect aRect, float frameWidth,  
NSCompositingOperation op)
```

## NSGetWindowServerMemory

```
int NSGetWindowServerMemory(int context, int *virtualMemory, int *window-BackingMemory,
```

NSString \*\*windowDumpStream)

NSHightRect

void NSHightRect(const NSRect aRect)

NSReadPixel

NSColor \*NSReadPixel(NSPoint passedPoint)

NSRectClip

void NSRectClip(NSRect aRect)

NSRectClipList

void NSRectClipList(const NSRect \*rects, int count)

NSRectFill

void NSRectFill(const NSRect aRect)

NSRectFillList

void NSRectFillList(const NSRect \*rects, int count)

NSRectFillListWithColors

void NSRectFillListWithColors(const NSRect \*rects, NSColor \*\*colors, int count)

NSRectFillListWithGrays

void NSRectFillListWithGrays(const NSRect \*rects, const float \*grays, int count)

NSRectFillUsingOperation

void NSRectFillUsingOperation(NSRect aRect, NSCompositingOperation op)

NSRectFillListUsingOperation

void NSRectFillListUsingOperation(const NSRect \*rects, int count, NSCompositingOperation op)

NSRectFillListWithColorsUsingOperation

```
void NSRectFillListWithColorsUsingOperation(const NSRect *rects, NSColor **colors, int count, NSCompositingOperation op)
```

NSSetFocusRingStyle

```
void NSSetFocusRingStyle(NSFocusRingPlacement placement)
```

NSWindowList

```
void NSWindowList(int size, int list[ ])
```

NSWindowListForContext

```
void NSWindowListForContext(int context, int size, int list[ ])
```

[\[ Team LiB \]](#)

[◀ PREVIOUS](#) [NEXT ▶](#)

---

[This HTML Help has been published using the chm2web software.](#)

Click [here](#) to show toolbars of the Web Online Help System: [show toolbars](#)

[\[ Team LiB \]](#)

◀ PREVIOUS    NEXT ▶

## 12.6 Graphics: Window Depth

These functions are used to obtain information about the bit-depth of windows.

NSAvaliableWindowDepths

```
const NSWindowDepth *NSAvaliableWindowDepths(void)
```

NSBestDepth

```
NSWindowDepth NSBestDepth(NSString *colorSpace, int bps, int bpp, BOOL planar, BOOL *exactMatch)
```

NSBitsPerPixelFromDepth

```
int NSBitsPerPixelFromDepth(NSWindowDepth depth)
```

NSBitsPerSampleFromDepth

```
int NSBitsPerSampleFromDepth(NSWindowDepth depth)
```

NSColorSpaceFromDepth

```
NSString *NSColorSpaceFromDepth(NSWindowDepth depth)
```

NSNumberOfColorComponents

```
int NSNumberOfColorComponents(NSString *colorSpaceName)
```

NSPlanarFromDepth

```
BOOL NSPlanarFromDepth(NSWindowDepth depth)
```

[\[ Team LiB \]](#)

◀ PREVIOUS    NEXT ▶

Click [here](#) to show toolbars of the Web Online Help System: [show toolbars](#)

[\[ Team LiB \]](#)

◀ PREVIOUS

NEXT ▶

## 12.7 Interface Styles

This function returns the interface style for the specified key and responder objects. Interface styles are described by the `NSInterfaceStyle` enumerator type, which may be one of the following constants:

- `NSNoInterfaceStyle`
- `NSNextStepInterfaceStyle`
- `NSWindows95InterfaceStyle`
- `NSMacintoshInterfaceStyle`
- `NSInterfaceStyleForKey`

`NSInterfaceStyle`

```
NSInterfaceStyleForKey(NSString *key, NSResponder *responder)
```

[\[ Team LiB \]](#)

◀ PREVIOUS

NEXT ▶

[This HTML Help has been published using the chm2web software.](#)

Click [here](#) to show toolbars of the Web Online Help System: [show toolbars](#)

[\[ Team LiB \]](#)

◀ PREVIOUS

NEXT ▶

## 12.8 OpenGL

These functions are used to set and get global OpenGL options, as well as to obtain the version number of the installed OpenGL libraries.

`NSOpenGLGetOption`

```
void NSOpenGLGetOption(NSOpenGLGlobalOption pname, long *param)
```

`NSOpenGLGetVersion`

```
void NSOpenGLGetVersion(long *major, long *minor)
```

`NSOpenGLSetOption`

```
void NSOpenGLSetOption(NSOpenGLGlobalOption pname, long param)
```

[\[ Team LiB \]](#)

◀ PREVIOUS

NEXT ▶

---

[This HTML Help has been published using the chm2web software.](#)

Click [here](#) to show toolbars of the Web Online Help System: [show toolbars](#)

[\[ Team Lib \]](#)

◀ PREVIOUS    NEXT ▶

## 12.9 Panels

These functions provide a convenient way to display common alert panels and sheets. These functions let us create panels or sheets for informational purposes, to inform the user of an alert, and to inform the user of a critical alert.

### NSBeginAlertSheet

```
void NSBeginAlertSheet(NSString *title, NSString *defaultButton, NSString *alternateButton, NSString *otherButton, NSWindow *docWindow, id modalDelegate, SEL didFinishSelector, SEL didDismissSelector, void *contextInfo, NSString *msg, ...)
```

### NSBeginCriticalAlertSheet

```
void NSBeginCriticalAlertSheet(NSString *title, NSString *defaultButton, NSString *alternateButton, NSString *otherButton, NSWindow *docWindow, id modalDelegate, SEL didFinishSelector, SEL didDismissSelector, void *contextInfo, NSString *msg, ...)
```

### NSBeginInformationalAlertSheet

```
void NSBeginInformationalAlertSheet(NSString *title, NSString *defaultButton, NSString *alternateButton, NSString *otherButton, NSWindow *docWindow, id modalDelegate, SEL didFinishSelector, SEL didDismissSelector, void *contextInfo, NSString *msg, ...);
```

### NSGetAlertPanel

```
id NSGetAlertPanel(NSString *title, NSString *msg, NSString *default-Button, NSString *alternateButton, NSString *otherButton, ...)
```

### NSGetCriticalAlertPanel

```
id NSGetCriticalAlertPanel(NSString *title, NSString *msg, NSString *defaultButton, NSString *alternateButton, NSString *otherButton, ...)
```

### NSGetInformationalAlertPanel

```
id NSGetInformationalAlertPanel(NSString *title, NSString *msg, NSString *defaultButton, NSString *alternateButton, NSString *otherButton, ...)
```

### NSReleaseAlertPanel



void NSReleaseAlertPanel (id alertPanel)

NSRunAlertPanel

```
int NSRunAlertPanel (NSString *title, NSString *msg, NSString *default-Button, NSString *alternateButton, NSString *otherButton, ...)
```

NSRunCriticalAlertPanel

```
int NSRunCriticalAlertPanel (NSString *title, NSString *msg, NSString *defaultButton, NSString *alternateButton, NSString *otherButton, ...)
```

NSRunInformationalAlertPanel

```
int NSRunInformationalAlertPanel (NSString *title, NSString *msg, NSString *defaultButton, NSString *alternateButton, NSString *otherButton, ...)
```

[\[ Team LIB \]](#)

◀ PREVIOUS

NEXT ▶

---

[This HTML Help has been published using the chm2web software.](#)

Click [here](#) to show toolbars of the Web Online Help System: [show toolbars](#)

[\[ Team LiB \]](#)

◀ PREVIOUS

NEXT ▶

## 12.10 Pasteboards

These functions provide a means to manage pasteboard file types.

`NSString *NSCreateFileContentsPboardType`

```
NSString *NSCreateFileContentsPboardType(NSString *fileType)
```

`NSString *NSCreateFilenamePboardType`

```
NSString *NSCreateFilenamePboardType(NSString *fileType)
```

`NSString *NSGetFileType`

```
NSString *NSGetFileType(NSArray *pboardType)
```

`NSArray *NSGetFileTypes`

```
NSArray *NSGetFileTypes(NSArray *pboardType)
```

[\[ Team LiB \]](#)

◀ PREVIOUS

NEXT ▶

---

[This HTML Help has been published using the chm2web software.](#)

Click [here](#) to show toolbars of the Web Online Help System: [show toolbars](#)

[\[ Team LiB \]](#)

◀ PREVIOUS

NEXT ▶

## 12.11 System Beep

This function is used to sound the system alert sound selected by the user in the Sound system preferences. See the Application Kit class [NSSound](#) for more information.

NSBeep

```
void NSBeep(void)
```

[\[ Team LiB \]](#)

◀ PREVIOUS

NEXT ▶

---

[This HTML Help has been published using the chm2web software.](#)

Click [here](#) to show toolbars of the Web Online Help System: [show toolbars](#)

[\[ Team LiB \]](#)

◀ PREVIOUS

NEXT ▶

## Chapter 13. Foundation Classes

This chapter covers the classes of the Foundation framework. The Foundation framework implements a basic set of classes used in data management, application coordination, networking and inter-application communication, as well as for interacting with core operating system services. [Chapter 2](#) discussed in depth many Foundation classes. [Chapter 6](#) discussed several of the Foundation classes related to networking.

[\[ Team LiB \]](#)

◀ PREVIOUS

NEXT ▶

---

[This HTML Help has been published using the chm2web software.](#)

## NSAppleEventDescriptor

Mac OS X 10.0

This class is primarily used to retrieve information about an Apple Event in a Cocoa application. A handful of methods in the scripting classes of the Foundation framework either take an event descriptor object or return one. For example, in the class `NSAppleScript` we expect an `NSAppleEventDescriptor` object to be returned by the script execution methods. This class is only useful for creating event descriptor objects to return to other objects, or to extract information about an Apple Event descriptor. Currently, Cocoa has no mechanism for sending raw Apple Events; for that you must rely on the Carbon Apple Event APIs.



```
@interface NSAppleEventDescriptor : NSObject <NSCopying>
```

```
// Initializers
```

```
- (id) initWithDescriptor;
```

```
- (id) initWithRecordDescriptor;
```

```
- (id) initWithAEDescNoCopy: (const AEDesc *) aEDesc;
```

```
- (id) initWithDescriptorType: (DescType) descriptorType bytes: (const void *) bytes length: (unsigned int)
byteCount;
```

```
- (id) initWithDescriptorType: (DescType) descriptorType data: (NSData *) data;
```

```
- (id) initWithEventClass: (AEEventClass) eventClass eventID: (AEEventID) eventID
targetDescriptor: (NSAppleEventDescriptor *) targetDescriptor returnID: (AEReturnID)
returnID
transactionID: (AETransactionID) transactionID;
```

```
// Accessor Methods
```

```
- (void) setDescriptor: (NSAppleEventDescriptor *) descriptor forKeyword: (AEKeyword) keyword;
```

```
- (void) setAttributeDescriptor: (NSAppleEventDescriptor *) descriptor forKeyword: (AEKeyword) keyword;
```

```
- (void) setParamDescriptor: (NSAppEventDescriptor *) descriptor forKeyword: (AEKeyword) keyword;
```

```
// Class Methods
```

```
+ (NSAppEventDescriptor *) appEventWithEventClass: (AEEventClass) eventClass eventID: (AEEventID) eventID  
targetDescriptor: (NSAppEventDescriptor *) targetDescriptor returnID: (AEReturnID) returnID  
transactionID: (AETransactionID) transactionID; transactionID: (AETransactionID) transactionID;
```

```
+ (NSAppEventDescriptor *) descriptorWithBoolean: (Boolean) boolean;
```

```
+ (NSAppEventDescriptor *) descriptorWithType: (DescType) descriptorType  
bytes: (const void *) bytes length: (unsigned int) byteCount;
```

```
+ (NSAppEventDescriptor *) descriptorWithType: (DescType) descriptorType data: (NSData *) data;
```

```
+ (NSAppEventDescriptor *) descriptorWithEnumCode: (OSType) enumerator;
```

```
+ (NSAppEventDescriptor *) descriptorWithInt32: (SInt32) signedInt;
```

```
+ (NSAppEventDescriptor *) descriptorWithString: (NSString *) string;
```

```
+ (NSAppEventDescriptor *) descriptorWithTypeCode: (OSType) typeCode;
```

```
+ (NSAppEventDescriptor *) listDescriptor;
```

```
+ (NSAppEventDescriptor *) nullDescriptor;
```

```
+ (NSAppEventDescriptor *) recordDescriptor;
```

```
// Instance Methods
```

```
- (NSAppEventDescriptor *) coerceToDescriptorType: (DescType) descriptorType;
```

```
- (const AEDesc *) aeDesc;
```

```
- (NSAppEventDescriptor *) attributeDescriptorForKeyword: (AEKeyword) keyword;
```

```
- (Boolean) booleanValue;
```

```
- (NSData *) data;
```

- (NSAppleEventDescriptor \*) descriptorAtIndex: (long int) index;

- (NSAppleEventDescriptor \*) descriptorForKeyword: (AEKeyword) keyword;

- (DescType) descriptorType;

- (OSType) enumCodeValue;

- (AEEventClass) eventClass;

- (AEEventID) eventID;

- (void) insertDescriptor: (NSAppleEventDescriptor \*) descriptor atIndex: (long int) index;

- (SInt32) intValue;

- (AEKeyword) keywordForDescriptorAtIndex: (long int) index;

- (int) numberOfItems;

- (NSAppleEventDescriptor \*) paramDescriptorForKeyword: (AEKeyword) keyword;

- (void) removeDescriptorAtIndex: (long int) index;

- (void) removeDescriptorAtIndex: (long int) index;

- (void) removeDescriptorWithKeyword: (AEKeyword) keyword;

- (void) removeParamDescriptorWithKeyword: (AEKeyword) keyword;

- (AEReturnID) returnID;

- (NSString \*) stringValue;

- (AETransactionID) transactionID;

- (OSType) typeCodeValue;

// Methods Implementing NSCopying

- (id) copyWithZone: (NSZone \*) zone;

[\[ Team LiB \]](#)

[◀ PREVIOUS](#) [NEXT ▶](#)

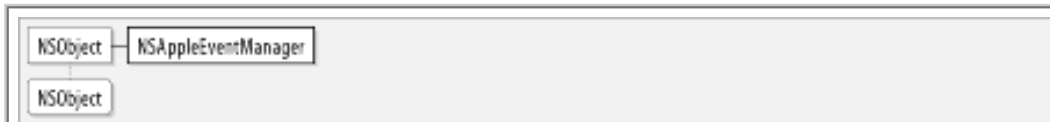
[This HTML Help has been published using the chm2web software.](#)



## *NSAppleEventManager*

*Mac OS X 10.0*

This class is used to **register** objects as handlers of raw Apple Events in a Cocoa application. Instances of this class are not only responsible for registering and unregistering handlers, but are also responsible for dispatching events to the appropriate handler object. An application has a single instance of **NSAppleEventManager** that is shared among its objects; this event manager is obtained using the class method **sharedAppleEventManager**.



```
@interface NSAppleEventManager : NSObject
```

```
// Accessor Methods
```

```
- (void) setEventHandler: (id) handler andSelector: (SEL) handlerSelector forEventClass: (AEEEventClass) eventClass andEventID: (AEEEventID) eventID;
```

```
// Class Methods
```

```
+ (NSAppleEventManager *) sharedAppleEventManager;
```

```
// Instance Methods
```

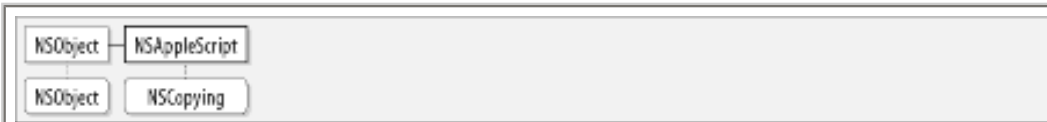
```
- (OSError) dispatchRawAppleEvent: (const AppleEvent *) theAppleEvent withRawReply: (AppleEvent *) theReply handlerRefCon: (UInt32) handlerRefCon;
```

```
- (void) removeEventHandlerForEventClass: (AEEEventClass) eventClass andEventID: (AEEEventID) eventID;
```

## ***NSAppleScript***

*Mac OS X 10.2*

This class gives clients the ability to load, compile, and run AppleScripts. This class provides methods to initialize the class with either text source code, or with a precompiled script. With an initialized object, clients can compile or execute scripts. The Application Kit declares an extension to the `NSAppleScript` class that is used to obtain colored source code for a given script.



```
@interface NSAppleScript : NSObject <NSCopying>
```

```
// Initializers
```

```
- (id) initWithContentsOfURL: (NSURL *) url error: (NSDictionary **) errorInfo;
```

```
- (id) initWithSource: (NSString *) source;
```

```
// Instance Methods
```

```
- (BOOL) compileAndReturnError: (NSDictionary **) errorInfo;
```

```
- (NSAppleEventDescriptor *) executeAndReturnError: (NSDictionary **) errorInfo;
```

```
- (NSAppleEventDescriptor *) executeAppleEvent: (NSAppleEventDescriptor *) event error: (NSDictionary **) errorInfo;
```

```
- (BOOL) isCompiled;
```

```
- (NSAttributedString *) richTextSource;
```

```
- (NSString *) source;
```

```
// Methods Implementing NSCopying
```

```
- (id) copyWithZone: (NSZone *) zone;
```

[\[ Team LiB \]](#)

[← PREVIOUS](#)

[NEXT →](#)

[This HTML Help has been published using the chm2web software.](#)

Click [here](#) to show toolbars of the Web Online Help System: [show toolbars](#)

[\[ Team LIB \]](#)

◀ PREVIOUS    NEXT ▶

## ***NSArchiver***

*Mac OS X 10.0*

This class is a concrete subclass of **NSCoder** used to archive a network of interconnected objects (an object tree) into a data format that can be written to disk. The archive operation returns an **NSMutableData** object containing this data. To archive an object, the class method **archivedDataWithRootObject:** is used, which returns an **NSData** object containing the archived object. Alternatively, we can archive directly to a file using the class method **archiveRootObject:toFile:**. It is also possible to initialize an instance of **NSArchiver** with a pointer to an instance of **NSMutableData** using **initWithWritingWithData:**, thus providing a more persistent archiving engine than if we simply used the class methods.

To retrieve objects from an archive, we use another subclass of **NSCoder**: **NSUnarchiver**. **NSArchiver** and **NSUnarchiver** support an archival scheme where objects and variables must be unarchived in the same order that they were archived. Mac OS X 10.2 introduced keyed-archiving, whereby every object and variable in an archive has an associated key that frees us from having to be strictly bound to the original archive format. This has great benefits for improving the compatibility of data files between versions of an application.

For instances of a class to be archivable, that class must conform to the **NSCoding** protocol. See the **NSCoding** protocol description and [Chapter 2](#) for more information about archiving.



```
@interface NSArchiver : NSCoder
```

```
// Initializers
```

```
- (id) initWithWritingWithData: (NSMutableData *) mdata;
```

```
// Class Methods
```

```
+ (BOOL) archiveRootObject: (id) rootObject toFile: (NSString *) path;
```

```
+ (NSData *) archivedDataWithRootObject: (id) rootObject;
```

```
// Instance Methods
```

```
- (NSMutableData *) archiveData;
```

```
- (NSString *) classNameEncodedForTrueClassName: (NSString *) trueName;
```

```
- (void) encodeClassName: (NSString *) trueName intoClassName: (NSString *) inArchiveName;
```

```
- (void) encodeConditionalObject: (id) object;
```

```
- (void) encodeRootObject: (id) rootObject;
```

```
- (void) replaceObject: (id) object withObject: (id) newObject;
```

## *NSArray*

*Mac OS X 10.0*

This class manages an immutable ordered collection of objects. Objects are stored in an array by reference. That is, the pointer to the object is stored rather than the object itself. When the object is added to an array, the array retains it by sending a **retain** message to the object. When the array is released it sends a **release** message to each of its members.

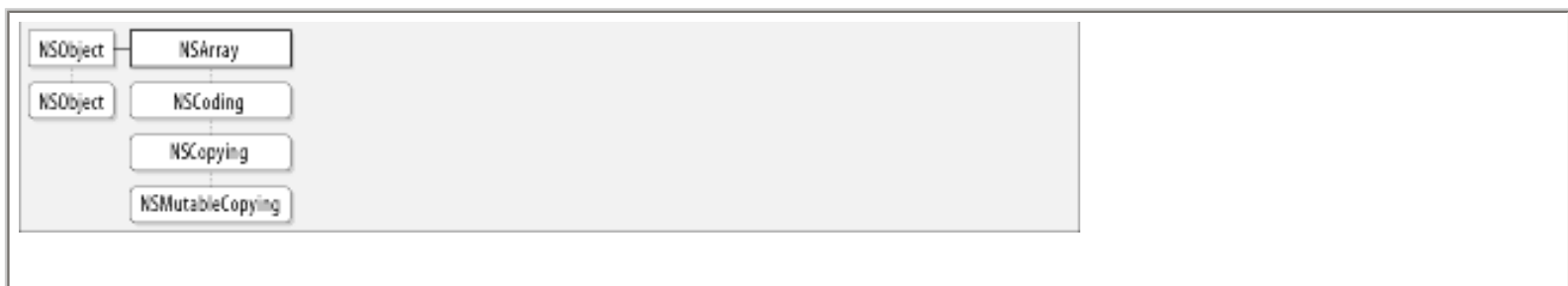
There are many methods for querying the contents of the array. The method **objectAtIndex:** is commonly used to access an object at some position in the array. Conversely, we can determine the index of some object using the method **indexOfObject:**, which returns the lowest index of the member that is equivalent to the specified object. To determine the number of objects contained within the array the **count** method is invoked.

To enumerate the contents of an array, create an **NSEnumerator** object for the array using one of two methods: **objectEnumerator** or **reverseObjectEnumerator**. A standard object enumerator will return the objects in the order that they exist within the array, while the reverse enumerator will return members starting from the last object and working its way forward. See the **NSEnumerator** class description for more information on enumerating collections.

Often we want to invoke some method in each member of a collection. **NSArray** provides a method that saves us from the burden of having to enumerate the contents of the array and send the message manually. This method is **makeObjectsPerformSelector:**, which will cause the method matching the selector to be invoked in each member of the collection. If you need to invoke a method that takes an argument, then use the method **makeObjectsPerformSelector:withObject:**.

**NSArray** is an immutable class. The class **NSMutableArray** supports ordered collections whose contents can be changed after initialization.

**NSArray** is toll-free bridged with the Core Foundation type **CFArray**. As such, **NSArray** objects can be used interchangeably with the **CFArray** pointer type, **CFArrayRef**.



```
@interface NSArray : NSObject <NSCoding, NSCopying, NSMutableCopying>

// Convenience Constructors

+ (id)array;
```

```
+ (id) arrayWithArray: (NSArray *) array;
```

```
+ (id) arrayWithContentsOfFile: (NSString *) path;
```

```
+ (id) arrayWithContentsOfURL: (NSURL *) url;
```

```
+ (id) arrayWithObject: (id) anObject;
```

```
+ (id) arrayWithObjects: (id *) objects count: (unsigned) cnt;
```

```
+ (id) arrayWithObjects: (id) firstObj, ...;
```

```
// Initializers
```

```
- (id) initWithArray: (NSArray *) array;
```

```
- (id) initWithArray: (NSArray *) array copyItems: (BOOL) flag;
```

```
- (id) initWithContentsOfFile: (NSString *) path;
```

```
- (id) initWithContentsOfURL: (NSURL *) url;
```

```
- (id) initWithObjects: (id *) objects count: (unsigned) count;
```

```
- (id) initWithObjects: (id) firstObj, ...;
```

```
// Instance Methods
```

```
- (NSArray *) arrayByAddingObject: (id) anObject;
```

```
- (NSArray *) arrayByAddingObjectsFromArray: (NSArray *) otherArray;
```

```
- (NSString *) componentsJoinedByString: (NSString *) separator;
```

```
- (BOOL) containsObject: (id) anObject;
```

```
- (unsigned) count;
```

- (NSString \*)description;

- (NSString \*)descriptionWithLocale: (NSDictionary \*)locale;

- (NSString \*)descriptionWithLocale: (NSDictionary \*)locale indent: (unsigned)level;

- (id)firstObjectCommonWithArray: (NSArray \*)otherArray;

- (void)getObject: (id \*)object;

- (void)getObject: (id \*)object range: (NSRange)range;

- (unsigned)indexOfObject: (id)anObject;

- (unsigned)indexOfObject: (id)anObject inRange: (NSRange)range;

- (unsigned)indexOfObjectIdenticalTo: (id)anObject;

- (unsigned)indexOfObjectIdenticalTo: (id)anObject inRange: (NSRange)range;

- (BOOL)isEqualToArray: (NSArray \*)otherArray;

- (id)lastObject;

- (void)makeObjectsPerformSelector: (SEL)aSelector;

- (void)makeObjectsPerformSelector: (SEL)aSelector withObject: (id)argument;

- (id)objectAtIndex: (unsigned)index;

- (NSEnumerator \*)objectEnumerator;

- (NSArray \*)pathsMatchingExtensions: (NSArray \*)filterTypes;

- (NSEnumerator \*)reverseObjectEnumerator;

- (NSData \*)sortedArrayHint;



```
- (NSArray *)sortedArrayUsingFunction: (int (*)(id, id, void *))comparator context: (void *)context;
```

```
- (NSArray *)sortedArrayUsingFunction: (int (*)(id, id, void *))comparator context: (void *)  
context hint: (NSData *)hint;
```

```
- (NSArray *)sortedArrayUsingSelector: (SEL) comparator;
```

```
- (NSArray *)subarrayWithRange: (NSRange) range;
```

```
- (BOOL)writeToFile: (NSString *)path atomically: (BOOL)useAuxiliaryFile;
```

```
- (BOOL)writeToURL: (NSURL *)url atomically: (BOOL)atomically;
```

```
// Methods Implementing NSCoder
```

```
- (void)encodeWithCoder: (NSCoder *)aCoder;
```

```
- (id)initWithCoder: (NSCoder *)aDecoder;
```

```
// Methods Implementing NSCopying
```

```
- (id)copyWithZone: (NSZone *)zone;
```

```
// Methods Implementing NSMutableCopying
```

```
- (id)mutableCopyWithZone: (NSZone *)zone;
```

## Subclasses

NSMutableArray

[\[ Team LiB \]](#)

[◀ PREVIOUS](#) [NEXT ▶](#)

[This HTML Help has been published using the chm2web software.](#)

## *NSAssertionHandler*

Mac OS X 10.0

The `NSAsserti onHandl er` class is responsible for assertions that are created using the Foundation framework assertion macros. Every thread has its own assertion handler object that is obtained through the class method `currentHandl er`. `NSAsserti onHandl er` provides the methods `handl eFai lureInMethod: obj ect: fil e: li neNumber: descri ption:` and `handl eFai lureInFunci on: fil e: li neNumber: descri ption:` to log error messages in response to assertion failures within methods and functions, respectively.

The assertion macros allow the user to check for a given condition—that is, assert that a condition must be true—and if the condition is false, a string is passed to the assertion handler, and the handler is notified of the failed assertion. When the assertion handler receives notification of a failed assertion it will print an error message that includes the user-specified string, as well as the class and method names where the assertion failure occurred. Additionally, an `NSInternal Inconsi stencyExcepti on` is raised. If this exception is not handled by the application, the application will exit.

The Foundation framework defines six assertion macros that can be used within an Objective-C method (`NSAssert`, `NSAssert1`, `NSAssert2`, etc.) and six macros that may be used within a C function (`NSCAssert`, `NSCAssert1`, `NSCAssert2`, etc.). Each of these macros takes a condition that will be asserted, and a string that will be printed as part of the error message. The numbered macros allow the client to pass additional parameters for `printf`-style formatted strings.



```
@interface NSAsserti onHandl er : NSObject
```

```
// Cl ass Methods
```

```
+ (NSAsserti onHandl er *) currentHandl er;
```

```
// Instance Methods
```

```
- (voi d) handl eFai lureInFunci on: (NSSt ring *) functi onName fil e: (NSSt ring *) fil eName li neNumber: (int)li ne  
descri ption: (NSSt ring *) format, . . . ;
```

```
- (voi d) handl eFai lureInMethod: (SEL) sel ecto r obj ect: (i d) obj ect fil e: (NSSt ring *) fil eName  
li neNumber: (int)li ne descri ption: (NSSt ring *) format, . . . ;
```

## *NSAttributedString*

Mac OS X 10.0

This class represents a string with associated attributes that describe the styled appearance of the string. Attributes are stored in a dictionary. Cocoa defines several keys to identify common attributes such as the font, foreground color, text alignment, line spacing, and more; these keys are listed below in the constants. This class has many methods for querying the attributes of ranges of text within the string. For example, the method `attributesAtIndex:effectiveRange:` returns a dictionary of attributes for the character at index, and by reference the range that the attribute applies to is returned in the second parameter.

The Application Kit implements many extensions to `NSAttributedString` to support more graphical uses of this class. In particular, the AppKit extensions provide support for initializing an attributed string with RTF-formatted data, as well as converting an attributed string to such data. Additionally, these extensions provide for drawing attributed strings into a view, and for managing graphics attributes such as font and ruler characteristics.

`NSAttributedString` is an immutable class. Mutability is supported in the subclass `NSMutableAttributedString`.



```
@interface NSAttributedString : NSObject <NSCoding, NSCopying, NSMutableCopying>
```

```
// Initializers
```

```
- (id)initWithAttributedString: (NSAttributedString *) attrStr;
```

```
- (id)initWithHTML: (NSData *) data baseURL: (NSURL *) base documentAttributes: (NSDictionary **) dict;
```

```
- (id)initWithHTML: (NSData *) data documentAttributes: (NSDictionary **) dict;
```

```
- (id)initWithPath: (NSString *) path documentAttributes: (NSDictionary **) dict;
```

```
- (id)initWithRTF: (NSData *) data documentAttributes: (NSDictionary **) dict;
```

```
- (id)initWithRTFD: (NSData *) data documentAttributes: (NSDictionary **) dict;
```

```
- (id)initWithRTFDFileWrapper: (NSFileWrapper *) wrapper documentAttributes: (NSDictionary **) dict;
```

```
- (id)initWithString: (NSString *) str;
```

```
- (id)initWithString: (NSString *) str attributes: (NSDictionary *) attrs;
```

```
- (id)initWithURL: (NSURL *) url documentAttributes: (NSDictionary **) dict;
```

```
// Class Methods
```

```
+ (NSAttributedString *) attributedStringWithAttachment: (NSTextAttachment *) attachment;
```

```
+ (NSArray *) textFileTypes;
```

```
+ (NSArray *) textPasteboardTypes;
```

```
+ (NSArray *) textUnfilteredFileTypes;
```

```
+ (NSArray *) textUnfilteredPasteboardTypes;
```

```
// Instance Methods
```

```
- (NSFileWrapper *) RTFDFileWrapperFromRange: (NSRange) range documentAttributes: (NSDictionary *) dict;
```

```
- (NSData *) RTFDFromRange: (NSRange) range documentAttributes: (NSDictionary *) dict;
```

```
- (NSData *) RTFFFromRange: (NSRange) range documentAttributes: (NSDictionary *) dict;
```

```
- (id)attribute: (NSString *) attrName atIndex: (unsigned int) location effectiveRange: (NSRangePointer) range;
```

```
- (id)attribute: (NSString *) attrName atIndex: (unsigned int) location longestEffectiveRange: (NSRangePointer) range  
    inRange: (NSRange) rangeLimit; inRange: (NSRange) rangeLimit;
```

```
- (NSAttributedString *) attributedSubstringFromRange: (NSRange) range;
```

```
- (NSDictionary *) attributesAtIndex: (unsigned) location effectiveRange: (NSRangePointer) range;
```

```
- (NSDictionary *) attributesAtIndex: (unsigned) location longestEffectiveRange: (NSRangePointer) range  
    inRange: (NSRange) rangeLimit;
```

```
- (BOOL) containsAttachments;
```

```
- (NSRange) doubleClickAtIndex: (unsigned) location;
```

```
- (void) drawAtPoint: (NSPoint) point;
```

```
- (void) drawInRect: (NSRect) rect;
```

```
- (NSDictionary *) fontAttributesInRange: (NSRange) range;
```

```
- (BOOL) isEqualToAttributedString: (NSAttributedString *) other;
```

```
- (unsigned) length;
```

```
- (unsigned) lineBreakBeforeIndex: (unsigned) location withinRange: (NSRange) aRange;
```

```
- (unsigned) nextWordFromIndex: (unsigned) location forward: (BOOL) isForward;
```

```
- (NSDictionary *) rulerAttributesInRange: (NSRange) range;
```

```
- (NSSize) size;
```

```
- (NSString *) string;
```

```
// Methods Implementing NSCoder
```

```
- (void) encodeWithCoder: (NSCoder *) aCoder;
```

```
- (id) initWithCoder: (NSCoder *) aDecoder;
```

```
// Methods Implementing NSCopying
```

```
- (id) copyWithZone: (NSZone *) zone;
```

```
// Methods Implementing NSMutableCopying
```

```
- (id) mutableCopyWithZone: (NSZone *) zone;
```

## Subclasses

NSMutableAttributedString

[\[ Team Lib \]](#)

Click [here](#) to show toolbars of the Web Online Help System: [show toolbars](#)

[\[ Team LIB \]](#)

◀ PREVIOUS    NEXT ▶


## ***NSAutoreleasePool***

*Mac OS X 10.0*

This class is used by Cocoa's memory management system to store objects that have been sent **autorelease** messages until the end of the current event-loop. At the end of the each pass through the event-loop the autorelease pool is deallocated, thereby releasing any objects referenced by the pool. At the beginning of each pass through the run-loop, a new instance of **NSAutoreleasePool** is created.

For Cocoa's memory management system to function properly there must be an autorelease pool present. If there is no autorelease pool present then your code will begin to leak memory, as objects will not be released. In this same vein, when you detach a new thread, that thread is responsible for creating its own autorelease pool. Autorelease pools are created just like any other object, using **alloc** and **init**. Multiple autorelease pools in a single thread of execution are maintained in a stack whereby objects being autoreleased are sent to the pool at the top of the stack.

The operational method of **NSAutoreleasePool** is **addObject:**, which adds the specified object to the pool, causing the object to be released when the pool is itself released. If an object is added multiple times, it will be sent a **release** message for each time it was added to the pool. You should never have to invoke **addObject:** yourself; that's the purpose of **NSObject**'s **autorelease** method.



```
@interface NSAutoreleasePool : NSObject
```

```
// Class Methods
```

```
+ (void) addObject: (id) anObject;
```

```
+ (unsigned int) autoreleaseObjectCount;
```

```
+ (void) enableFreedObjectCheck: (BOOL) enable;
```

+ (void) enableRelease: (BOOL) enable;

+ (unsigned int) poolCountHighWaterMark;

+ (unsigned int) poolCountHighWaterResolution;

+ (void) resetTotalAutoReleasedObjects;

+ (void) setPoolCountHighWaterMark: (unsigned int) count;

+ (void) setPoolCountHighWaterResolution: (unsigned int) res;

+ (void) showPools;

+ (unsigned int) topAutoReleasePoolCount;

+ (unsigned) totalAutoReleasedObjects;

// Instance Methods

- (void) addObject: (id) anObject;

Click [here](#) to show toolbars of the Web Online Help System: [show toolbars](#)

◀ PREVIOUS

NEXT ▶

[ [Team LIB](#) ]

## ***NSBundle***

*Mac OS X 10.0*

This class represents directories in the filesystem that contain executable binaries, and any resources needed by the executable, such as images, sounds, or nibs. For more information about `NSBundle`, see [Chapter 2](#).



```
@interface NSBundle : NSObject
```

```
// Convenience Constructors
```

```
+ (NSBundle *) bundleForClass: (Class) aClass;
```

```
+ (NSBundle *) bundleWithIdentifier: (NSString *) identifier;
```

```
+ (NSBundle *) bundleWithPath: (NSString *) path;
```

```
// Initializers
```

```
- (id) initWithPath: (NSString *) path;
```

```
// Class Methods
```

```
+ (NSArray *) allBundles;
```

```
+ (NSArray *) allFrameworks;
```

```
+ (BOOL) loadNibFile: (NSString *) fileName externalNameTable: (NSDictionary *) context withZone: (NSZone *) zone;
```

```
+ (BOOL) loadNibNamed: (NSString *) nibName owner: (id) owner;
```

```
+ (NSBundle *) mainBundle;
```



+ (NSString \*) pathForResource: (NSString \*) name ofType: (NSString \*) extension directory: (NSString \*) path;

+ (NSArray \*) pathsForResourceOfType: (NSString \*) extension directory: (NSString \*) subpath;

+ (NSArray \*) preferredLocalizationsFromArray: (NSArray \*) localizationsArray;

+ (NSArray \*) preferredLocalizationsFromArray: (NSArray \*) localizationsArray  
forPreferences: (NSArray \*) preferencesArray;

// Instance Methods

- (NSString \*) bundleInPlugInsPath;

- (NSString \*) bundleIdentifier;

- (NSString \*) bundlePath;

- (Class) classNameNamed: (NSString \*) className;

- (NSAttributedString \*) contextHelpForKey: (NSString \*) key;

- (NSString \*) developmentLocalization;

- (NSString \*) executablePath;

- (NSDictionary \*) infoDictionary;

- (BOOL) isLoaded;

- (BOOL) load;

- (BOOL) loadNibFile: (NSString \*) fileName externalNameTable: (NSDictionary \*) context withZone: (NSZone \*) zone;

- (NSArray \*) localizations;

- (NSDictionary \*) localizedInfoDictionary;

- (NSString \*) localizedStringForKey: (NSString \*) key value: (NSString \*) value table: (NSString \*) tableName;

- (id) objectForKeyForInfoDictionaryKey: (NSString \*) key;

- (NSString \*) pathForAuxiliaryExecutable: (NSString \*) executableName;

- (NSString \*) pathForResource: (NSString \*) name;
- (NSString \*) pathForResource: (NSString \*) name ofType: (NSString \*) ext;
- (NSString \*) pathForResource: (NSString \*) name ofType: (NSString \*) ext inDirectory: (NSString \*) subpath;
- (NSString \*) pathForResource: (NSString \*) name ofType: (NSString \*) ext inDirectory: (NSString \*) subpath forLocalization: (NSString \*) localizationName;
- (NSString \*) pathForResource: (NSString \*) name;
- (NSArray \*) pathsForResourceOfType: (NSString \*) ext inDirectory: (NSString \*) subpath;
- (NSArray \*) pathsForResourceOfType: (NSString \*) ext inDirectory: (NSString \*) subpath forLocalization: (NSString \*) localizationName;
- (NSArray \*) preferredLocalizations;
- (Class) principalClass;
- (NSString \*) privateFrameworksPath;
- (NSString \*) resourcePath;
- (NSString \*) sharedFrameworksPath;
- (NSString \*) sharedSupportPath;

Click [here](#) to show toolbars of the Web Online Help System: [show toolbars](#)

◀ PREVIOUS    NEXT ▶

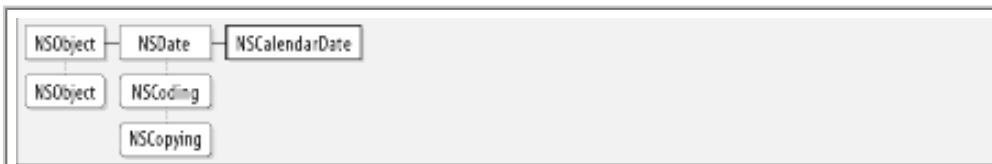
[ [Team LIB](#) ]

## *NSDate*

Mac OS X 10.0

This subclass of `NSDate` represents dates as users would recognize them on the Western Gregorian calendar. Like `NSDate`, `NSDate` stores a date as the number of seconds since an absolute reference date. However, unlike `NSDate`, this class is able to return information about the date in terms of minutes, hours, days, weeks, months, and years. For example, using the method `dayOfYear` we can determine the day of the year a date represents (1 through 366). `NSDate` is also capable of providing string representations of dates using the `description...` methods.

In addition to storing a date value, `NSDate` maintains a reference to an `NSTimeZone` object so that dates may be accurately converted according to the user's time zone. This time zone object is accessed with the methods `setTimeZone:` and `timeZone`.



```
@interface NSDate : NSDate
```

```
// Initializers
```

```
- (id)initWithString:(NSString *)description;
```

```
- (id)initWithString:(NSString *)description calendarFormat:(NSString *)format;
```

```
- (id)initWithString:(NSString *)description calendarFormat:(NSString *)format locale:(NSDictionary *)dict;
```

```
- (id)initWithYear:(int)year month:(unsigned)month day:(unsigned)day hour:(unsigned)hour
    minute:(unsigned)minute second:(unsigned)second timeZone:(NSTimeZone *)aTimeZone;
```

```
// Accessor Methods
```

```
- (void)setTimeZone:(NSTimeZone *)aTimeZone;
```

```
- (NSTimeZone *)timeZone;
```

```
- (void)setCalendarFormat:(NSString *)format;
```

```
- (NSString *) calendarFormat;
```

```
// Class Methods
```

```
+ (id) calendarDate;
```

```
+ (id) dateWithString: (NSString *) description calendarFormat: (NSString *) format;
```

```
+ (id) dateWithString: (NSString *) description calendarFormat: (NSString *) format locale: (NSDictionary *) dict;
```

```
+ (id) dateWithYear: (int) year month: (unsigned) month day: (unsigned) day hour: (unsigned) hour  
minute: (unsigned) minute second: (unsigned) second timeZone: (NSTimeZone *) aTimeZone;
```

```
// Instance Methods
```

```
- (NSDate *) dateByAddingYears: (int) year months: (int) month days: (int) day hours: (int) hour  
minutes: (int) minute seconds: (int) second;
```

```
- (int) dayOfCommonEra;
```

```
- (int) dayOfMonth;
```

```
- (NSString *) description;
```

```
- (NSString *) descriptionWithCalendarFormat: (NSString *) format;
```

```
- (int) dayOfWeek;
```

```
- (int) dayOfYear;
```

```
- (NSString *) descriptionWithCalendarFormat: (NSString *) format locale: (NSDictionary *) locale;
```

```
- (NSString *) descriptionWithLocale: (NSDictionary *) locale;
```

```
- (int) hourOfDay;
```

```
- (int) minuteOfHour;
```

```
- (int) monthOfYear;
```

```
- (int) secondOfMinute;
```

- (int)yearOfCommonEra;

- (void)years: (int \*)yp months: (int \*)mop days: (int \*)dp hours: (int \*)hp minutes: (int \*)mi p seconds: (int \*)sp  
sinceDate: (NSCalendarDate \*)date;

[\[ Team LIB \]](#)

[◀ PREVIOUS](#) [NEXT ▶](#)

[This HTML Help has been published using the chm2web software.](#)

Click [here](#) to show toolbars of the Web Online Help System: [show toolbars](#)

[\[ Team LiB \]](#)

◀ PREVIOUS    NEXT ▶

## ***NSStringSet***

*Mac OS X 10.0*

A character set represents a collection of Unicode characters. An instance of `NSStringSet` is a static entity; `NSStringSet`'s subclass `NSMutableCharacterSet` defines an interface to a dynamic set of Unicode characters.

`NSStringSet` is toll-free bridged with the Core Foundation type `CFCharacterSet`. As such, `NSStringSet` objects can be used interchangeably with the `CFCharacterSet` pointer type, `CFCharacterSetRef`.



```
@interface NSStringSet : NSObject <NSCoding, NSCopying, NSMutableCopying>
```

```
// Class Methods
```

```
+ (NSStringSet *) alphanumericCharacterSet;
```

```
+ (NSStringSet *) capitalizedLetterCharacterSet;
```

```
+ (NSStringSet *) characterSetWithBitmapRepresentation: (NSData *) data;
```

```
+ (NSStringSet *) characterSetWithCharactersInString: (NSString *) aString;
```

```
+ (NSStringSet *) characterSetWithContentsOfFile: (NSString *) fName;
```

```
+ (NSCharacterSet *) characterSetWithRange: (NSRange) aRange;
```

```
+ (NSCharacterSet *) controlCharacterSet;
```

```
+ (NSCharacterSet *) decimalDigitCharacterSet;
```

```
+ (NSCharacterSet *) decomposableCharacterSet;
```

```
+ (NSCharacterSet *) illegalCharacterSet;
```

```
+ (NSCharacterSet *) letterCharacterSet;
```

```
+ (NSCharacterSet *) lowercaseLetterCharacterSet;
```

```
+ (NSCharacterSet *) nonBaseCharacterSet;
```

```
+ (NSCharacterSet *) punctuationCharacterSet;
```

```
+ (NSCharacterSet *) uppercaseLetterCharacterSet;
```

```
+ (NSCharacterSet *) whitespaceAndNewlineCharacterSet;
```

```
+ (NSCharacterSet *) whitespaceCharacterSet;
```

```
// Instance Methods
```

```
- (NSData *) bitmapRepresentation;
```

```
- (BOOL) characterIsMember: (unichar) aCharacter;
```

```
- (BOOL) hasMemberInPlane: (uint8_t) thePlane;
```

```
- (NSCharacterSet *) invertedSet;
```

```
- (BOOL) isSupersetOfSet: (NSCharacterSet *) theOtherSet;
```

```
- (BOOL) longCharacterIsMember: (UTF32Char) theLongChar;
```

```
// Methods Implementing NSCoding
```

```
- (void) encodeWithCoder: (NSCoder *) aCoder;
```

```
- (id) initWithCoder: (NSCoder *) aDecoder;
```

```
// Methods Implementing NSCopying
```

```
- (id) copyWithZone: (NSZone *) zone;
```

```
// Methods Implementing NSMutableCopying
```

```
- (id) mutableCopyWithZone: (NSZone *) zone;
```

## Subclasses

NSMutableCharacterSet

[\[ Team LIB \]](#)

◀ PREVIOUS

NEXT ▶

[This HTML Help has been published using the chm2web software.](#)



Click [here](#) to show toolbars of the Web Online Help System: [show toolbars](#)

◀ PREVIOUS

NEXT ▶

[ [Team LiB](#) ]

## ***NSClassDescription***

*Mac OS X 10.0*

This class provides an intelligent interface to Foundation's key-value coding capabilities (see [NSKeyValueCoding](#) in [Chapter 2](#)). The main purpose of this class is to provide an interface for objects to determine the properties and characteristics of a class. [NSClassDescription](#) is an abstract class, upon which Foundation implements the concrete subclass [NSScriptClassDescription](#).



```
@interface NSClassDescription : NSObject
```

```
// Class Methods
```

```
+ (NSClassDescription *) classDescriptionForClass: (Class) aClass;
```

```
+ (void) invalidateClassDescriptionCache;
```

```
+ (void) registerClassDescription: (NSClassDescription *) description forClass: (Class) aClass;
```

```
// Instance Methods
```

```
- (NSArray *) attributeKeys;
```

```
- (NSArray *) attributeKeys;
```

```
- (NSClassDescription *) classDescription;
```

```
- (NSString *)inverseForRelationshipKey: (NSString *)relationshipKey;
```

```
- (NSString *)inverseForRelationshipKey: (NSString *)relationshipKey;
```

```
- (NSArray *)toManyRelationshipKeys;
```

```
- (NSArray *)toManyRelationshipKeys;
```

```
- (NSArray *)toOneRelationshipKeys;
```

```
- (NSArray *)toOneRelationshipKeys;
```

```
// Notifications
```

```
NSClassDescriptionNeededForClassNotification;
```

## Subclasses

NSScriptClassDescription

[\[ Team LiB \]](#)

◀ PREVIOUS

NEXT ▶

[This HTML Help has been published using the chm2web software.](#)

Click [here](#) to show toolbars of the Web Online Help System: [show toolbars](#)


[\[ Team LiB \]](#)

◀ PREVIOUS    NEXT ▶

## ***NSCloneCommand***

*Mac OS X 10.0*

Instances of this class clone the specified object and then insert the cloned object into the location specified in the script. If no location is specified, the default location is used. This class is used in Cocoa's implementation of built-in AppleScript support, and as such clients should not need to access instances of this class directly.



```
@interface NSCloneCommand : NSScriptCommand
```

```
// Accessor Methods
```

```
- (void) setReceiversSpecifier: (NSScriptObjectSpecifier *) receiversRef;
```

```
// Instance Methods
```

```
- (NSScriptObjectSpecifier *) keySpecifier;
```

[\[ Team LiB \]](#)

◀ PREVIOUS    NEXT ▶

[This HTML Help has been published using the chm2web software.](#)

Click [here](#) to show toolbars of the Web Online Help System: [show toolbars](#)

[\[ Team LiB \]](#)

◀ PREVIOUS

NEXT ▶

## ***NSCloseCommand***

*Mac OS X 10.0*

Instances of this class close the specified object, which in Cocoa is generally an instance of **NSWindow** or **NSDocument**. This class is used in Cocoa's implementation of built-in AppleScript support, and as such clients should not need to access instances of this class directly.



```
@interface NSCloseCommand : NSScriptCommand
```

```
// Instance Methods
```

```
- (NSSaveOptions) saveOptions;
```

[\[ Team LiB \]](#)

◀ PREVIOUS

NEXT ▶

[This HTML Help has been published using the chm2web software.](#)

Click [here](#) to show toolbars of the Web Online Help System: [show toolbars](#)

[\[ Team LiB \]](#)

◀ PREVIOUS

NEXT ▶

## ***NSCoder***

*Mac OS X 10.0*

This class defines an abstract interface for subclasses that implement object archival functionality. The Foundation framework implements five concrete subclasses: *NSArchiver* and *NSUnarchiver* are used for non-keyed archiving, while *NSKeyedArchiver* and *NSKeyedUnarchiver* provide support for keyed-archiving. *NSPortCoder* is used by the distributed objects system to send object proxies across a connection. For more information, see the class references for these five classes, the protocol reference for the *NSCoding* protocol, and [Chapter 2](#).



```
@interface NSCoder : NSObject
```

```
// Accessor Methods
```

```
- (void) setObjectZone: (NSZone *) zone;
```

```
- (NSZone *) objectZone;
```

```
// Instance Methods
```

```
- (BOOL) allowsKeyedCoding;
```

```
- (void) decodeArrayOfObjCType: (const char *) itemType count: (unsigned) count at: (void *) array;
```

```
- (BOOL) decodeBoolForKey: (NSString *) key;
```

```
- (const uint8_t *) decodeBytesForKey: (NSString *) key returnedLength: (unsigned *) lengthp;
```

```
- (void *) decodeBytesWithReturnedLength: (unsigned *) lengthp;
```

- (NSData \*) decodeDataObject;

- (double) decodeDoubleForKey: (NSString \*) key;

- (float) decodeFloatForKey: (NSString \*) key;

- (int32\_t) decodeInt32ForKey: (NSString \*) key;

- (int64\_t) decodeInt64ForKey: (NSString \*) key;

- (int) decodeIntForKey: (NSString \*) key;

- (NSArray \*) decodeNXArray;

- (id) decodeNXObject;

- (id) decodeObject;

- (id) decodeObjectForKey: (NSString \*) key;

- (NSPoint) decodePoint;

- (NSPoint) decodePointForKey: (NSString \*) key;

- (id) decodePropertyList;

- (NSRect) decodeRect;

- (NSRect) decodeRectForKey: (NSString \*) key;

- (NSSet) decodeSet;

- (NSSet) decodeSetForKey: (NSString \*) key;

- (void) decodeValueOfObjCType: (const char \*) type at: (void \*) data;

- (void) decodeValuesOfObjCTypes: (const char \*) types, ...;

- (void) encodeArrayOfObjCType: (const char \*) type count: (unsigned) count at: (const void \*) array;

- (void) encodeBool: (BOOL) bool v forKey: (NSString \*) key;

- (void) encodeBycopyObject: (id) anObject;

- (void) encodeByrefObject: (id) anObject;

- (void) encodeBytes: (const uint8\_t \*) bytesp length: (unsigned) lenv forKey: (NSString \*) key;

- (void) encodeBytes: (const void \*) byteaddr length: (unsigned) length;

- (void) encodeConditionalObject: (id) object;

- (void) encodeConditionalObject: (id) obj v forKey: (NSString \*) key;

- (void) encodeDataObject: (NSData \*) data;

- (void) encodeDouble: (double) real v forKey: (NSString \*) key;

- (void) encodeFloat: (float) real v forKey: (NSString \*) key;

- (void) encodeInt32: (int32\_t) intv forKey: (NSString \*) key;

- (void) encodeInt64: (int64\_t) intv forKey: (NSString \*) key;

- (void) encodeInt: (int) intv forKey: (NSString \*) key;

- (void) encodeNXObject: (id) object;

- (void) encodeObject: (id) object;

- (void) encodeObject: (id) obj v forKey: (NSString \*) key;

- (void) encodePoint: (NSPoint) point;

- (void) encodePoint: (NSPoint) point forKey: (NSString \*) key;

- (void) encodePropertyList: (id) aPropertyList;
- (void) encodeRect: (NSRect) rect;
- (void) encodeRect: (NSRect) rect forKey: (NSString \*) key;
- (void) encodeRootObject: (id) rootObject;
- (void) encodeSize: (NSSize) size;
- (void) encodeSize: (NSSize) size forKey: (NSString \*) key;
- (void) encodeValueOfObjCType: (const char \*) type at: (const void \*) addr;
- (void) encodeValuesOfObjCTypes: (const char \*) types, ...;
- (BOOL) containsValueForKey: (NSString \*) key;
- (unsigned) systemVersion;
- (unsigned) versionForClassName: (NSString \*) className;

## Subclasses

NSArchiver, NSKeyedArchiver, NSKeyedUnarchiver, NSPortCoder, NSUnarchiver

[\[ Team LiB \]](#)

◀ PREVIOUS    NEXT ▶

[This HTML Help has been published using the chm2web software.](#)



Click [here](#) to show toolbars of the Web Online Help System: [show toolbars](#)


[\[ Team LiB \]](#)

◀ PREVIOUS    NEXT ▶

## ***NSConditionLock***

*Mac OS X 10.0*

**NSConditionLock** is a class that implements the **NSLocking** protocol and is used to perform thread locks that are associated with specific, user-defined conditions. The idea behind **NSConditionLock** is that a thread can acquire a lock only if some arbitrary condition has been satisfied. See [Chapter 2](#).



```
@interface NSConditionLock : NSObject <NSLocking>
```

```
// Initializers
```

```
- (id) initWithCondition: (int) condition;
```

```
// Instance Methods
```

```
- (int) condition;
```

```
- (BOOL) lockBeforeDate: (NSDate *) limit;
```

```
- (void) lockWhenCondition: (int) condition;
```

```
- (BOOL) lockWhenCondition: (int) condition beforeDate: (NSDate *) limit;
```

```
- (BOOL) tryLock;
```

- (BOOL) tryLockWhenCondition: (int) condition;

- (void) unlockWhenCondition: (int) condition;

// Methods Implementing NSLocking

- (void) lock;

- (void) unlock;

[\[ Team LiB \]](#)

◀ PREVIOUS

NEXT ▶

[This HTML Help has been published using the chm2web software.](#)

Click [here](#) to show toolbars of the Web Online Help System: [show toolbars](#)

◀ PREVIOUS

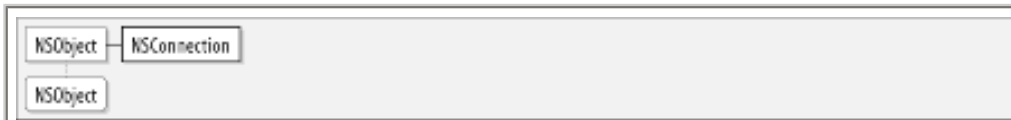
NEXT ▶

[\[ Team LiB \]](#)

## ***NSConnection***

*Mac OS X 10.0*

This class declares the interface to objects that manage communications between objects that reside in separate processes. The ***NSConnecti on*** class forms the groundwork for Cocoa's distributed objects system, which is described in more detail in [Chapter 6](#). ***NSConnecti on*** supports inter-process communication on the local host, as well as between two hosts over a network. ***NSConnecti on*** is frequently used to facilitate communication between threads in a multithreaded application. Clients use the ***NSConnecti on*** class primarily for vending objects (making them available to other processes), accessing vended objects, and for fine-tuning communication parameters.



```
@interface NSConnection : NSObject
```

```
// Convenience Constructors
```

```
+ (NSConnection *) connectionWithReceivePort: (NSPort *) receivePort sendPort: (NSPort *) sendPort;
```

```
+ (NSConnection *) connectionWithRegisteredName: (NSString *) name host: (NSString *) hostName;
```

```
+ (NSConnection *) connectionWithRegisteredName: (NSString *) name host: (NSString *) hostName  
usingNameServer: (NSPortNameServer *) server;
```

```
// Initializers
```

```
- (id) initWithReceivePort: (NSPort *) receivePort sendPort: (NSPort *) sendPort;
```

```
// Accessor Methods
```

```
- (void) setRequestTimeout: (NSTimeInterval) ti;
```

```
- (NSTimeInterval) requestTimeout;
```

```
- (void) setReplyTimeout: (NSTimeInterval) ti;
```

```
- (NSTimeInterval) replyTimeout;
```

```
- (void) setRootObject: (id) anObject;
```

```
- (id) rootObject;
```

```
- (void) setDelegate: (id) anObject;
```

```
- (id) delegate;
```

```
- (void) setIndependentConversationQueueing: (BOOL) yorn;
```

```
- (BOOL) independentConversationQueueing;
```

```
// Class Methods
```

```
+ (NSArray *) allConnections;
```

```
+ (id) currentConversation;
```

```
+ (NSConnection *) defaultConnection;
```

```
+ (NSDiscontinuableObject *) rootProxyForConnectionWithRegisteredName: (NSString *) name host: (NSString *) hostName;
```

```
+ (NSDiscontinuableObject *) rootProxyForConnectionWithRegisteredName: (NSString *) name host: (NSString *)  
hostName  
usingNameServer: (NSPortNameServer *) server;
```

```
// Instance Methods
```

```
- (void) invalidate;
```

```
- (void) addRunLoop: (NSRunLoop *) runloop;
```

```
- (void) enableMultipleThreads;
```

```
- (void) addRequestMode: (NSString *) rmode;
```

```
- (BOOL) isValid;
```

```
- (NSArray *) localObjects;
```

- (BOOL) multipleThreadsEnabled;

- (NSPort \*) receivePort;

- (BOOL) registerName: (NSString \*) name;

- (BOOL) registerName: (NSString \*) name withNameServer: (NSPortNameServer \*) server;

- (NSArray \*) remoteObjects;

- (void) removeRequestMode: (NSString \*) rmode;

- (void) removeRunLoop: (NSRunLoop \*) runloop;

- (NSArray \*) requestModes;

- (NSDisjointObject \*) rootProxy;

- (void) runInNewThread;

- (NSPort \*) sendPort;

- (NSDictionary \*) statistics;

// Methods Implemented by the Delegate

- (BOOL) authenticateComponents: (NSArray \*) components withData: (NSData \*) signature;

- (NSData \*) authenticationDataForComponents: (NSArray \*) components;

- (BOOL) connection: (NSConnection \*) ancestor shouldMakeNewConnection: (NSConnection \*) conn;

- (BOOL) connection: (NSConnection \*) connection handleRequest: (NSDisjointObjectRequest \*) doreq;

- (id) createConversationForConnection: (NSConnection \*) conn;

- (BOOL) makeNewConnection: (NSConnection \*) conn sender: (NSConnection \*) ancestor;

Click [here](#) to show toolbars of the Web Online Help System: [show toolbars](#)

[\[ Team LiB \]](#)

◀ PREVIOUS    NEXT ▶

## ***NSCountCommand***

*Mac OS X 10.0*

Instances of this class serve to count the number of objects contained within the container object specified as part of this command. This class is used in Cocoa's implementation of built-in AppleScript support, and as such clients should not need to access instances of this class directly.



```
@interface NSCountCommand : NSScriptCommand
```

[\[ Team LiB \]](#)

◀ PREVIOUS    NEXT ▶

[This HTML Help has been published using the chm2web software.](#)

Click [here](#) to show toolbars of the Web Online Help System: [show toolbars](#)

[\[ Team LIB \]](#)

◀ PREVIOUS    NEXT ▶

## ***NSCountedSet***

*Mac OS X 10.0*

This class extends the functionality of ***NSMutableSet*** by associating with each member of the set a count of how many times the object has been added to the set. By keeping a count with each object, ***NSCountedSet*** essentially removes the restriction that every member of a set must be unique. ***NSCountedSet*** reimplements several of ***NSMutableSet***'s methods to support the object counter. The one new method in ***NSCountedSet*** is ***countForObject:***, which will return the counter value for the specified object. If the object is not a member of the set, this method returns **0**. This count can be viewed as the number of occurrences of the object within the set.



```
@interface NSCountedSet : NSMutableSet
```

```
// Initializers
```

```
- (id) initWithArray: (NSArray *) array;
```

```
- (id) initWithCapacity: (unsigned) numItems;
```

```
- (id) initWithSet: (NSSet *) set;
```

```
// Instance Methods
```

```
- (void) addObject: (id) object;
```

- (unsigned) countForObject: (id) object;

- (NSEnumerator \*) objectEnumerator;

- (void) removeObject: (id) object;

[\[ Team LIB \]](#)

◀ PREVIOUS

NEXT ▶

[This HTML Help has been published using the chm2web software.](#)



Click [here](#) to show toolbars of the Web Online Help System: [show toolbars](#)

[\[ Team LIB \]](#)

◀ PREVIOUS

NEXT ▶

## ***NSCreateCommand***

*Mac OS X 10.0*

This class provides support for the *Make* AppleScript command, which is used to create new instances of the specified object. This class is used in Cocoa's implementation of built-in AppleScript support, and as such clients should not need to access instances of this class directly.



```
@interface NSCreateCommand : NSScriptCommand
```

```
// Instance Methods
```

```
- (NSScriptClassDescription *) createClassDescription;
```

```
- (NSDictionary *) resolvedKeyDictionary;
```

[\[ Team LIB \]](#)

◀ PREVIOUS

NEXT ▶

[This HTML Help has been published using the chm2web software.](#)

Click [here](#) to show toolbars of the Web Online Help System: [show toolbars](#)

◀ PREVIOUS    NEXT ▶

[ [Team LiB](#) ]

## ***NSData***

*Mac OS X 10.0*

This class is used to store immutable data as a string of bytes. In essence, **NSData** is an Objective-C wrapper around a C data buffer. To access the buffer directly, use the **bytes** method, which returns a pointer to the buffer. The number of bytes contained in the buffer is found by invoking the **length** method. Additionally, **NSData** provides a handful of methods for copy bytes from the data object into a buffer. These methods include **getBytes:**, **getBytes:length:**, and **getBytes:range:**. All three of these methods take in the first parameter a generic C pointer to the buffer in which the bytes are copied.

**NSData** is toll-free bridged with the Core Foundation type **CFData**. As such, **NSData** objects can be used interchangeably with the **CFData** pointer type, **CFDataRef**.

Note that **NSData** is an immutable class, which means the contents of the data object cannot be changed after initialization.



```
@interface NSData : NSObject <NSCoding, NSCopying, NSMutableCopying>
```

```
// Convenience Constructors
```

```
+ (id) data;
```

```
+ (id) dataWithBytes: (const void *) bytes length: (unsigned) length;
```

```
+ (id) dataWithBytesNoCopy: (void *) bytes length: (unsigned) length;
```

```
+ (id) dataWithBytesNoCopy: (void *) bytes length: (unsigned) length freeWhenDone: (BOOL) b;
```

```
+ (id) dataWithContentsOfFile: (NSString *) path;
```

```
+ (id) dataWithContentsOfFile: (NSString *) path;
```

```
+ (id) dataWithContentsOfURL: (NSURL *) url;
```

```
+ (id) dataWithData: (NSData *) data;
```

```
// Initializers
```

```
- (id) initWithBytes: (const void *) bytes length: (unsigned) length;
```

```
- (id) initWithBytesNoCopy: (void *) bytes length: (unsigned) length;
```

```
- (id) initWithBytesNoCopy: (void *) bytes length: (unsigned) length freeWhenDone: (BOOL) b;
```

```
- (id) initWithContentsOfFile: (NSString *) path;
```

```
- (id) initWithContentsOfFile: (NSString *) path;
```

```
- (id) initWithContentsOfURL: (NSURL *) url;
```

```
- (id) initWithData: (NSData *) data;
```

```
// Instance Methods
```

```
- (const void *) bytes;
```

```
- (NSString *) description;
```

```
- (unsigned) deserializeAlignedBytesLengthAtCursor: (unsigned *) cursor;
```

```
- (void) deserializeBytes: (void *) buffer length: (unsigned) bytes atCursor: (unsigned *) cursor;
```

```
- (void) deserializeDataAt: (void *) data ofObjCType: (const char *) type atCursor: (unsigned *) cursor  
context: (id <NSObjectTypeSerializationCallback>) call back;
```

```
- (int) deserializeIntAtCursor: (unsigned *) cursor;
```

- (int) deserializeIntAtIndex: (unsigned) index;

- (void) deserializeInts: (int \*) intBuffer count: (unsigned) numInts atCursor: (unsigned \*) cursor;

- (void) deserializeInts: (int \*) intBuffer count: (unsigned) numInts atIndex: (unsigned) index;

- (void) getBytes: (void \*) buffer;

- (void) getBytes: (void \*) buffer length: (unsigned) length;

- (void) getBytes: (void \*) buffer range: (NSRange) range;

- (BOOL) isEqualToData: (NSData \*) other;

- (unsigned) length;

- (NSData \*) subdataWithRange: (NSRange) range;

- (BOOL) writeToFile: (NSString \*) path atomically: (BOOL) useAuxiliaryFile;

- (BOOL) writeToURL: (NSURL \*) url atomically: (BOOL) atomically;

// Methods Implementing NSCoder

- (void) encodeWithCoder: (NSCoder \*) aCoder;

- (id) initWithCoder: (NSCoder \*) aDecoder;

// Methods Implementing NSCopying

- (id) copyWithZone: (NSZone \*) zone;

// Methods Implementing NSMutableCopying

- (id) mutableCopyWithZone: (NSZone \*) zone;

## Subclasses



Click [here](#) to show toolbars of the Web Online Help System: [show toolbars](#)

◀ PREVIOUS

NEXT ▶

[ [Team LiB](#) ]


## ***NSDate***

*Mac OS X 10.0*

This class represents a date and time as the number of seconds since the absolute reference date, which is defined as midnight, January 1, 2001, GMT. This class allows you to compare dates, compute time intervals between dates, and obtain string representations of the `NSDate` object. The dates represented by `NSDate` are not suitable for presentation to human users. `NSDateFormatter` objects are used by `NSCell` objects to convert raw dates into human readable representations. If your application requires the ability to work with date information in terms of a calendar—that is, days, weeks, months, years, and so on—the Foundation framework provides the `NSDate` subclass `NSDateCalendarDate`.

`NSDate` is toll-free bridged with the Core Foundation type `CFDate`. As such, `NSDate` objects can be used interchangeably with the `CFDate` pointer type, `CFDateRef`.

See the `NSDateCalendarDate` class description for more information. Additionally, [Chapter 2](#) provides more detailed information on the use of `NSDate`.



```
@interface NSDate : NSObject <NSCoding, NSCopying>
```

```
// Convenience Constructors
```

```
+ (id)date;
```

```
+ (id)dateWithString:(NSString *)aString;
```

```
+ (id)dateWithTimeIntervalSince1970:(NSTimeInterval)secs;
```

```
+ (id)dateWithTimeIntervalSinceNow:(NSTimeInterval)secs;
```

```
+ (id)dateWithTimeIntervalSinceReferenceDate:(NSTimeInterval)secs;
```

```
// Initializers
```

```
- (id) init;
```

```
- (id) initWithString: (NSString *) description;
```

```
- (id) initWithTimeInterval: (NSTimeInterval) secsToBeAdded sinceDate: (NSDate *) anotherDate;
```

```
- (id) initWithTimeIntervalSinceNow: (NSTimeInterval) secsToBeAddedToNow;
```

```
- (id) initWithTimeIntervalSinceReferenceDate: (NSTimeInterval) secsToBeAdded;
```

```
// Class Methods
```

```
+ (id) distantFuture;
```

```
+ (id) distantPast;
```

```
+ (id) dateWithNaturalLanguageString: (NSString *) string;
```

```
+ (id) dateWithNaturalLanguageString: (NSString *) string locale: (NSDictionary *) dict;
```

```
+ (NSTimeInterval) TimeIntervalSinceReferenceDate;
```

```
// Instance Methods
```

```
- (id) addTimeInterval: (NSTimeInterval) seconds;
```

```
- (NSComparisonResult) compare: (NSDate *) other;
```

```
- (NSDate *) dateWithCalendarFormat: (NSString *) format timeZone: (NSTimeZone *) aTimeZone;
```

```
- (NSString *) description;
```

```
- (NSString *) descriptionWithCalendarFormat: (NSString *) format timeZone: (NSTimeZone *) aTimeZone  
    locale: (NSDictionary *) locale;
```

- (NSString \*)descriptionWithLocale: (NSDictionary \*)locale;

- (NSDate \*)earlierDate: (NSDate \*)anotherDate;

- (BOOL)isEqualToDate: (NSDate \*)otherDate;

- (NSDate \*)laterDate: (NSDate \*)anotherDate;

- (NSTimeInterval)timeIntervalSince1970;

- (NSTimeInterval)timeIntervalSinceDate: (NSDate \*)anotherDate;

- (NSTimeInterval)timeIntervalSinceNow;

- (NSTimeInterval)timeIntervalSinceReferenceDate;

// Methods Implementing NSCoder

- (void)encodeWithCoder: (NSCoder \*)aCoder;

- (id)initWithCoder: (NSCoder \*) aDecoder;

// Methods Implementing NSCopying

- (id)copyWithZone: (NSZone \*)zone;

## Subclasses

NSCalendarDate

[\[ Team LIB \]](#)

◀ PREVIOUS

NEXT ▶

[This HTML Help has been published using the chm2web software.](#)



Click [here](#) to show toolbars of the Web Online Help System: [show toolbars](#)


[\[ Team LiB \]](#)

◀ PREVIOUS    NEXT ▶

## ***NSDateFormatter***

*Mac OS X 10.0*

This class is used to convert **NSDate** values into a human-readable date and time string, as well as to convert textual date and time representations into **NSDate** objects. **NSDateFormatter** is quite flexible in terms of the variety of supported textual representations, including such standards as 1/1/02, January 1, 2002, and natural language expressions such as "Today" or "Tomorrow". **NSDateFormatter** is used primarily by **NSTextFieldCell** instances to present date information to the user in an appropriate format.



```
@interface NSDateFormatter : NSFormatter
```

```
// Initializers
```

```
- (id) initWithDateFormat: (NSString *)format allowNaturalLanguage: (BOOL)flag;
```

```
// Instance Methods
```

```
- (BOOL) allowsNaturalLanguage;
```

```
- (NSString *) dateFormat;
```

[\[ Team LiB \]](#)

◀ PREVIOUS    NEXT ▶

[This HTML Help has been published using the chm2web software.](#)

Click [here](#) to show toolbars of the Web Online Help System: [show toolbars](#)

◀ PREVIOUS    NEXT ▶

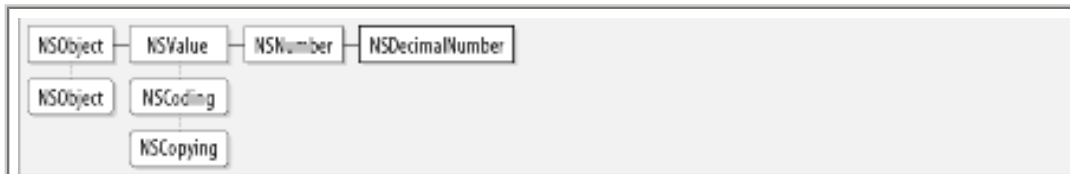
[ [Team LIB](#) ]

## *NSDecimalNumber*

*Mac OS X 10.0*

This subclass of `NSNumber` provides an object-oriented wrapper for performing base-10 arithmetic operations. Instances of `NSDecimalNumber` are created with a string such as "10.2e4" using `decimalNumberWithString:`, or by specifying the mantissa, exponent, and whether or not it is negative in the method `decimalNumberWithMantissa:exponent:isNegative:`.

Arithmetic operations are performed on two decimal number objects using methods such as `decimalNumberByAdding:`, `decimalNumberByMultiplying:`, and so forth. The value of the decimal number can be accessed as a `double` by sending a `doubleValue` message to the object.



```
@interface NSDecimalNumber : NSNumber
```

```
// Initializers
```

```
- (id)initWithDecimal: (NSDecimal) dcm;
```

```
- (id)initWithMantissa: (unsigned long long) mantissa exponent: (short) exponent isNegative: (BOOL) flag;
```

```
- (id)initWithString: (NSString *) numberValue;
```

```
- (id)initWithString: (NSString *) numberValue locale: (NSDictionary *) locale;
```

```
// Class Methods
```

```
+ (NSDecimalNumber *) decimalNumberWithDecimal: (NSDecimal) dcm;
```

```
+ (NSDecimalNumber *) decimalNumberWithMantissa: (unsigned long long) mantissa  
exponent: (short) exponent isNegative: (BOOL) flag;
```

+ (NSDecimalNumber \*) decimalNumberWithString: (NSString \*) numberValue;

+ (NSDecimalNumber \*) decimalNumberWithString: (NSString \*) numberValue locale: (NSDictionary \*) locale;

+ (id <NSDecimalNumberBehaviors>) defaultBehavior;

+ (NSDecimalNumber \*) maximumDecimalNumber;

+ (NSDecimalNumber \*) minimumDecimalNumber;

+ (NSDecimalNumber \*) notANumber;

+ (NSDecimalNumber \*) one;

+ (void) setDefaultBehavior: (id <NSDecimalNumberBehaviors>) behavior;

+ (NSDecimalNumber \*) zero;

#### // Instance Methods

- (NSComparisonResult) compare: (NSNumber \*) decimalNumber;

- (NSDecimalNumber \*) decimalNumberByAdding: (NSDecimalNumber \*) decimalNumber;

- (NSDecimalNumber \*) decimalNumberByAdding: (NSDecimalNumber \*) decimalNumber  
withBehavior: (id <NSDecimalNumberBehaviors>) behavior;

- (NSDecimalNumber \*) decimalNumberByDividingBy: (NSDecimalNumber \*) decimalNumber;

- (NSDecimalNumber \*) decimalNumberByDividingBy: (NSDecimalNumber \*) decimalNumber  
withBehavior: (id <NSDecimalNumberBehaviors>) behavior;

- (NSDecimalNumber \*) decimalNumberByMultiplyingBy: (NSDecimalNumber \*) decimalNumber;

- (NSDecimalNumber \*) decimalNumberByMultiplyingBy: (NSDecimalNumber \*) decimalNumber  
withBehavior: (id <NSDecimalNumberBehaviors>) behavior;

- (NSDecimalNumber \*) decimalNumberByMultiplyingByPowerOf10: (short) power;

- (NSDecimalNumber \*) decimalNumberByMultiplyingByPowerOf10: (short) power  
withBehavior: (id <NSDecimalNumberBehaviors>) behavior;

- (NSDecimalNumber \*) decimalNumberByRaisingToPower: (unsigned) power;

- (NSDecimalNumber \*) decimalNumberByRaisingToPower: (unsigned) power

withBehavior: (id <NSDecimalNumberBehaviors>) behavior;

- (NSDecimalNumber \*) decimalNumberByRoundingAccordingToBehavior:  
(id <NSDecimalNumberBehaviors>) behavior;

- (NSDecimalNumber \*) decimalNumberBySubtracting: (NSDecimalNumber \*) decimalNumber;

- (NSDecimalNumber \*) decimalNumberBySubtracting: (NSDecimalNumber \*) decimalNumber  
withBehavior: (id <NSDecimalNumberBehaviors>) behavior;

- (NSDecimal) decimalValue;

- (NSString \*) descriptionWithLocale: (NSDictionary \*) locale;

- (double) doubleValue;

- (const char \*) objcType;

Click [here](#) to show toolbars of the Web Online Help System: [show toolbars](#)

[ [Team LiB](#) ]

◀ PREVIOUS    NEXT ▶

## *NSDecimalNumberHandler*

Mac OS X 10.0

This class is used to customize the behavior of **NSDecimalNumber**-based arithmetic without having to subclass. In particular, **NSDecimalNumberHandler** allows clients to specify how **NSDecimalNumber** objects should handle rounding and errors.



```
@interface NSDecimalNumberHandler : NSObject <NSCoding, NSDecimalNumberBehaviors>
```

```
// Initializers
```

```
- (id)initWithRoundingMode: (NSRoundingMode) roundingMode scale: (short) scale raiseOnExactness: (BOOL) exact  
raiseOnOverflow: (BOOL) overflow raiseOnUnderflow: (BOOL) underflow raiseOnDivideByZero: (BOOL) divideByZero;
```

```
// Class Methods
```

```
+ (id)decimalNumberHandlerWithRoundingMode: (NSRoundingMode) roundingMode  
scale: (short) scale raiseOnExactness: (BOOL) exact raiseOnOverflow: (BOOL) overflow  
raiseOnUnderflow: (BOOL) underflow raiseOnDivideByZero: (BOOL) divideByZero;
```

```
+ (id)defaultDecimalNumberHandler;
```

```
// Methods Implementing NSCoding
```

```
- (void)encodeWithCoder: (NSCoder *) aCoder;
```

```
- (id)initWithCoder: (NSCoder *) aDecoder;
```

```
// Methods Implementing NSDecimalNumberBehaviors
```

```
- (NSRoundingMode) roundingMode;
```

```
- (short) scale;
```

- (NSDecimalNumber \*) exceptionDuringOperation: (SEL) operation error: (NSCalculationError) error  
leftOperand: (NSDecimalNumber \*) leftOperand rightOperand: (NSDecimalNumber \*) rightOperand;

[\[ Team LiB \]](#)

[← PREVIOUS](#) [NEXT →](#)

[This HTML Help has been published using the chm2web software.](#)

Click [here](#) to show toolbars of the Web Online Help System: [show toolbars](#)

[\[ Team LiB \]](#)

◀ PREVIOUS

NEXT ▶

## ***NSDeleteCommand***

*Mac OS X 10.0*

Instances of this class delete the indicated object or objects. This class is used in Cocoa's implementation of built-in AppleScript support, and as such clients should not need to access instances of this class directly.



```
@interface NSDeleteCommand : NSScriptCommand
```

```
// Accessor Methods
```

```
- (void) setReceiversSpecifier: (NSScriptObjectSpecifier *) receiversRef;
```

```
// Instance Methods
```

```
- (NSScriptObjectSpecifier *) keySpecifier;
```

[\[ Team LiB \]](#)

◀ PREVIOUS

NEXT ▶

[This HTML Help has been published using the chm2web software.](#)

Click [here](#) to show toolbars of the Web Online Help System: [show toolbars](#)

[\[ Team LiB \]](#)

◀ PREVIOUS    NEXT ▶

## ***NSDeserializer***

*Mac OS X 10.0*

This class provides an interface to objects that convert property list-formatted data into a structure of property list objects in memory. Note that this class has been deprecated and clients should instead use the class `NSPropertyListSerialization`.



```
@interface NSDeserializer : NSObject
```

```
// Class Methods
```

```
+ (id)deserializePropertyListFromData:(NSData *)data atCursor:(unsigned *)cursor mutableContainers:(BOOL)mut;
```

```
+ (id)deserializePropertyListFromData:(NSData *)serialization mutableContainers:(BOOL)mut;
```

```
+ (id)deserializePropertyListLazilyFromData:(NSData *)data atCursor:(unsigned *)cursor length:(unsigned)length mutableContainers:(BOOL)mut;
```

[\[ Team LiB \]](#)

◀ PREVIOUS    NEXT ▶

[This HTML Help has been published using the chm2web software.](#)



Click [here](#) to show toolbars of the Web Online Help System: [show toolbars](#)

[\[ Team LIB \]](#)

◀ PREVIOUS    NEXT ▶

## ***NSDictionary***


*Mac OS X 10.0*

This class manages a collection of objects as key-value pairs: objects are identified by a unique key within the dictionary. A key-value pair within a dictionary is called an entry. **NSDictionary** is an immutable class whose contents cannot be altered after they have been initially set. If you need a mutable dictionary, use **NSMutableDictionary** instead. A dictionary key is typically an **NSString**, but according to the API the key can be any object that is type **id**. The fact that a key can be an object of any type opens the way for interesting design possibilities in Cocoa.

**NSDictionary** has three primitive methods upon which the rest of the API is based. They are **count**, **objectForKey:**, and **keyEnumerator**. The **count** method returns the number of objects contained in the dictionary. The method **objectForKey:** is used to access an object in the dictionary. Finally, **keyEnumerator** will return an **NSEnumerator** object that will enumerate the keys of the dictionary. In addition to **keyEnumerator**, **NSDictionary** responds to **objectEnumerator** for enumerating the contents of the dictionary. Note that there is no order in a dictionary as there is in an array. When enumerating the contents of a dictionary, there is no guarantee regarding the order that member objects will be returned by the enumerator.

Often we want to send a message to each member of a collection. **NSDictionary** provides a method that save us from the burden of having to enumerate the contents of the dictionary and send the message manually. This method is **makeObjectsPerformSelector:**, which will cause the method matching the selector to be invoked in each member of the collection. If you need to invoke a method that takes an argument, then use the method **makeObjectsPerformSelector: withObject:**.

**NSDictionary** is toll-free bridged with the Core Foundation type **CFDictionary**. As such, **NSDictionary** objects can be used interchangeably with the **CFDictionary** pointer type, **CFDictionaryRef**.



```
@interface NSDictionary : NSObject <NSCoding, NSCopying, NSMutableCopying>
```

```
// Convenience Constructors
```

```
+ (id) dictionary;
```

```
+ (id) dictionaryWithContentsOfFile: (NSString *) path;
```

```
+ (id) dictionaryWithContentsOfURL: (NSURL *) url;
```

```
+ (id) dictionaryWithDictionary: (NSDictionary *) dict;
```

```
+ (id) dictionaryWithObject: (id) object forKey: (id) key;
```

```
+ (id) dictionaryWithObjects: (NSArray *) objects forKeys: (NSArray *) keys;
```

```
+ (id) dictionaryWithObjects: (id *) objects forKeys: (id *) keys count: (unsigned) count;
```

```
+ (id) dictionaryWithObjectsAndKeys: (id) firstObject, ...;
```

```
// Initializers
```

```
- (id) initWithContentsOfFile: (NSString *) path;
```

```
- (id) initWithContentsOfURL: (NSURL *) url;
```

```
- (id) initWithDictionary: (NSDictionary *) otherDictionary;
```

```
- (id) initWithDictionary: (NSDictionary *) otherDictionary copyItems: (BOOL) aBool;
```

```
- (id) initWithObjects: (NSArray *) objects forKeys: (NSArray *) keys;
```

```
- (id) initWithObjects: (id *) objects forKeys: (id *) keys count: (unsigned) count;
```

```
- (id) initWithObjectsAndKeys: (id) firstObject, ...;
```

// Instance Methods

- (NSArray \*) allKeys;

- (NSArray \*) allKeysForObject: (id) anObject;

- (NSArray \*) allValues;

- (unsigned) count;

- (NSString \*) description;

- (NSString \*) descriptionInStringsFileFormat;

- (NSString \*) descriptionWithLocale: (NSDictionary \*) locale;

- (NSString \*) descriptionWithLocale: (NSDictionary \*) locale indent: (unsigned) level;

- (NSDate \*) fileCreationDate;

- (BOOL) fileExtensionHidden;

- (NSNumber \*) fileGroupOwnerAccountID;

- (NSString \*) fileGroupOwnerAccountName;

- (OSType) fileHFSCreatorCode;

- (OSType) fileHFSTypeCode;

- (BOOL) fileIsAppendOnly;

- (BOOL) fileIsImmutable;

- (NSDate \*) fileModificationDate;

- (NSNumber \*) fileOwnerAccountID;

- (NSString \*) fileOwnerAccountName;

- (unsigned long) filePosixPermissions;

- (unsigned long long) fileSize;

- (unsigned long) fileSystemFileNumber;

- (unsigned long) fileSystemNumber;

- (NSString \*) fileType;

- (BOOL) isEqualToDictionary: (NSDictionary \*) otherDictionary;

- (NSEnumerator \*) keyEnumerator;

- (NSArray \*) keysSortedByValueUsingSelector: (SEL) comparator;

- (NSEnumerator \*) objectEnumerator;

- (id) objectForKey: (id) aKey;

- (NSArray \*) objectsForKeys: (NSArray \*) keys notFoundMarker: (id) marker;

- (BOOL) writeToFile: (NSString \*) path atomically: (BOOL) useAuxiliaryFile;

- (BOOL) writeToURL: (NSURL \*) url atomically: (BOOL) atomically;

// Methods Implementing NSCoding

```
- (void) encodeWithCoder: (NSCoder *) aCoder;
```

```
- (id) initWithCoder: (NSCoder *) aDecoder;
```

```
// Methods Implementing NSCopying
```

```
- (id) copyWithZone: (NSZone *) zone;
```

```
// Methods Implementing NSMutableCopying
```

```
- (id) mutableCopyWithZone: (NSZone *) zone;
```

## Subclasses

[NSMutableDictionary](#)

[\[ Team LIB \]](#)

◀ PREVIOUS

NEXT ▶

[This HTML Help has been published using the chm2web software.](#)

Click [here](#) to show toolbars of the Web Online Help System: [show toolbars](#)

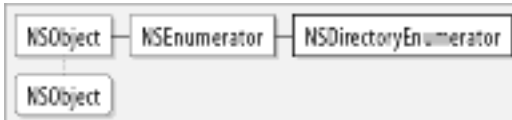
[\[ Team LiB \]](#)

◀ PREVIOUS    NEXT ▶

## *NSDirectoryEnumerator*

*Mac OS X 10.0*

This subclass of `NSEnumerator` enumerates the contents of a directory at a specified path. The objects returned by the directory enumerator are strings of the pathnames of all files and subdirectories contained within the directory represented by the enumerator. Enumeration is recursive; that is, the contents of a child directory will be enumerated when encountered. Instances of this class are returned by the `NSFileManager` method `enumeratorAtPath:`.



```
@interface NSDirectoryEnumerator : NSEnumerator
```

```
// Instance Methods
```

```
- (NSDictionary *) directoryAttributes;
```

```
- (NSDictionary *) fileAttributes;
```

```
- (void) skipDescendants;
```

[\[ Team LiB \]](#)

◀ PREVIOUS    NEXT ▶

[This HTML Help has been published using the chm2web software.](#)

Click [here](#) to show toolbars of the Web Online Help System: [show toolbars](#)

[\[ Team LIB \]](#)

◀ PREVIOUS    NEXT ▶

## ***NSDistantObject***

*Mac OS X 10.0*

This subclass of **NSProxy** is used in distributed objects applications to locally represent objects that have been vended by a remote process. **NSDistantObject** operates by forwarding any messages it receives to the local **NSConnection** object, which then passes the invocation to the **NSConnection** object of the remote process. Return values received by the **NSConnection** object are passed to the message originator through the same instance of **NSDistantObject** that forwarded the message.



```
@interface NSDistantObject : NSProxy <NSCoding>
```

```
// Initializers
```

```
- (id)initWithLocal:(id)target connection:(NSConnection *)connection;
```

```
- (id)initWithTarget:(id)target connection:(NSConnection *)connection;
```

```
// Accessor Methods
```

```
- (void)setProtocolForProxy:(Protocol *)proto;
```

```
// Class Methods
```

```
+ (NSDistantObject *)proxyWithLocal:(id)target connection:(NSConnection *)connection;
```

```
+ (NSDistantObject *) proxyWithTarget: (id) target connection: (NSConnection *) connection;
```

```
// Instance Methods
```

```
- (NSConnection *) connectionForProxy;
```

```
// Methods Implementing NSCoding
```

```
- (void) encodeWithCoder: (NSCoder *) aCoder;
```

```
- (id) initWithCoder: (NSCoder *) aDecoder;
```

[\[ Team LIB \]](#)

◀ PREVIOUS

NEXT ▶

[This HTML Help has been published using the chm2web software.](#)



Click [here](#) to show toolbars of the Web Online Help System: [show toolbars](#)

[\[ Team LiB \]](#)

◀ PREVIOUS    NEXT ▶

## ***NSDistantObjectRequest***

*Mac OS X 10.0*

This class is used by the distributed objects system to assist handling invocations between objects that reside in different processes. This class is used internally by the distributed objects system, and as such clients should never need to access instances of this class. If a client needs to process events handled by an **NSConnecti on** object, they may implement the **NSConnecti on** delegate method **connecti on: handl eRequest:**.



```
@i nterface NSDi stantObj ectRequest : NSObj ect
```

```
// Instance Methods
```

```
- (NSConnecti on *) connecti on;
```

```
- (i d) conversati on;
```

```
- (NSI nvocati on *) i nvocati on;
```

```
- (voi d) repl yWi thExcepti on: (NSExcepti on *) excepti on;
```

[\[ Team LiB \]](#)

◀ PREVIOUS    NEXT ▶

[This HTML Help has been published using the chm2web software.](#)

Click [here](#) to show toolbars of the Web Online Help System: [show toolbars](#)

[\[ Team LIB \]](#)

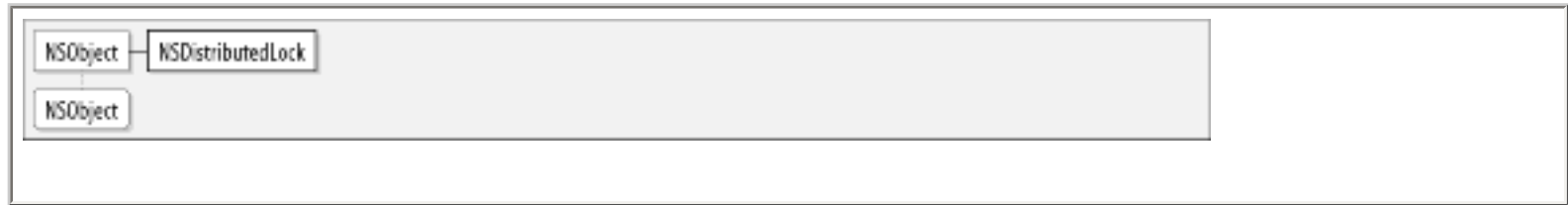
◀ PREVIOUS    NEXT ▶

## ***NSDistributedLock***

*Mac OS X 10.0*

This class provides an interface to an object that can be used by multiple applications to control access to a shared resource (such as a file). This class works by creating an entry in the filesystem at a path known to each application that is interested in acquiring a lock to access the shared resource.

A distributed lock object is initialized with a filesystem entry using the method `initWithPath:`. To acquire a lock, thus making it safe to access a resource, we use the method `tryLock`. This method returns a `BOOL` indicating whether or not it was successful in attempting to acquire a lock. To relinquish a previously acquired lock, use the method `unlock`.



```
@interface NSDistributedLock : NSObject
```

```
// Initializers
```

```
- (id) initWithPath: (NSString *) path;
```

```
// Class Methods
```

```
+ (NSDistributedLock *) lockWithPath: (NSString *) path;
```

```
// Instance Methods
```

```
- (void) breakLock;
```

- (NSDate \*)lockDate;

- (BOOL)tryLock;

- (void)unlock;

[\[ Team LiB \]](#)

◀ PREVIOUS

NEXT ▶

[This HTML Help has been published using the chm2web software.](#)

Click [here](#) to show toolbars of the Web Online Help System: [show toolbars](#)

◀ PREVIOUS    NEXT ▶

[ [Team LiB](#) ]

## *NSDistributedNotificationCenter*

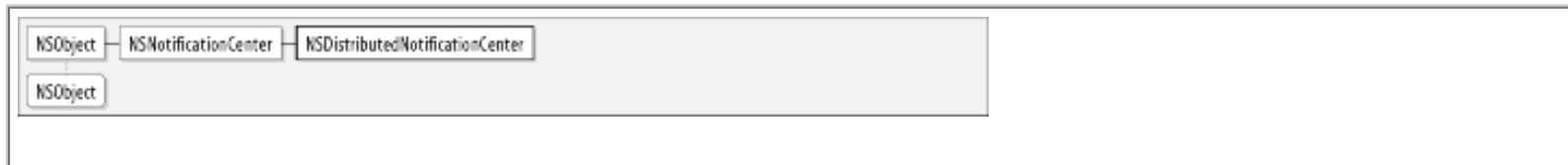
*Mac OS X 10.0*

This class extends the functionality of its superclass, `NSNotificationCenter`, by providing a means of sending notifications to objects in other tasks. Every task has a default distributed notification center that objects send notifications to, as well as `register` themselves as observers. To obtain your application's distributed notification center object, use the factory method `defaultCenter`.

To `register` an object as a receiver of a specified notification we use the method `addObserver:selector:name:object:`. The observer is the object that wishes to be notified of the notification identified by `name:`. The argument `selector:` specifies what method should be invoked in response to the notification. The `object:` parameter allows us to restrict the notifications the observer responds to those posted by the specified object. To remove an observer, invoke the method `removeObserver:`, which removes the observer for all notifications. To be selective about what notifications from which objects to stop observing, use the method `removeObserver:name:object:`.

`NSNotificationCenter` provides three methods for posting notifications: `postNotification:`, `postNotificationName:object:`, and `postNotificationName:object:userInfo:`. Each of these methods offers different levels of control over how the notification is posted.

For more information about the notifications system, see [Chapter 2](#).



```
@interface NSDistributedNotificationCenter : NSNotificationCenter
```

```
// Accessor Methods
```

```
- (void) setSuspended: (BOOL) suspended;
```

```
- (BOOL) suspended;
```

```
// Class Methods
```

```
+ (id) defaultCenter;
```

```
+ (NSDistributedNotificationCenter *) notificationCenterForType: (NSString *) notificationCenterType;
```

```
// Instance Methods
```

```
- (void) addObserver: (id) observer selector: (SEL) aSelector name: (NSString *) aName object: (NSString *) anObject;
```

- (void) addObserver: (id) observer selector: (SEL) selector name: (NSString \*) name object: (NSString \*) object  
suspendOnBehaviors: (NSSet \*) suspendOnBehaviors;

- (void) postNotificationName: (NSString \*) aName object: (NSString \*) anObject;

- (void) postNotificationName: (NSString \*) aName object: (NSString \*) anObject userInfo: (NSDictionary \*)  
userInfo;

- (void) postNotificationName: (NSString \*) name object: (NSString \*) object userInfo: (NSDictionary \*) userInfo  
deliverImmediately: (BOOL) deliverImmediately;

- (void) removeObserver: (id) observer name: (NSString \*) aName

object: (NSString \*) anObject;

Click [here](#) to show toolbars of the Web Online Help System: [show toolbars](#)

[\[ Team LiB \]](#)

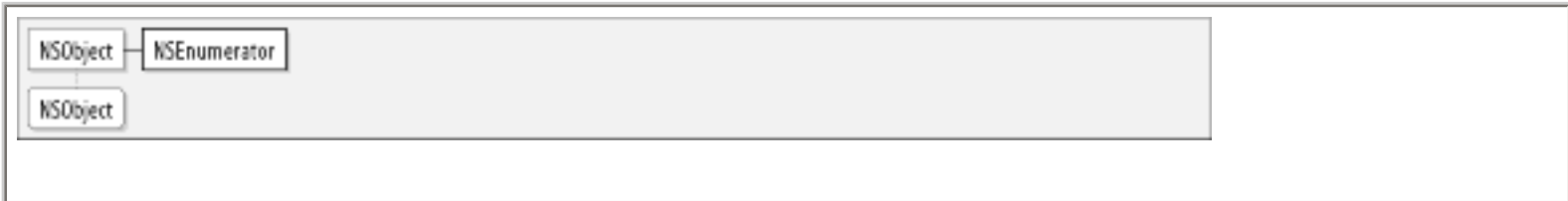
◀ PREVIOUS    NEXT ▶

## ***NSEnumerator***

*Mac OS X 10.0*

This class enumerates the contents of a collection. Instances of this class are created by the collection classes, generally with the method `objectEnumerator`. `NSArray` declares the method `reverseObjectEnumerator`, and `NSDictionary` declares `keyEnumerator` as additional methods that create instances of `NSEnumerator`.

To obtain the next object in an enumerator, we invoke the method `nextObject`. This will return an object, and advance the enumerator position forward in the collection. When the enumerator has exhausted the collection, `nextObject` returns `nil`. Enumerators cannot be reset; once you have enumerated a collection, you must obtain a new enumerator from the collection to start again. The method `allObjects` is used to return an `NSArray` of the objects that have not yet been enumerated. See [Chapter 2](#) for more information on collections and enumerators.



```
@interface NSEnumerator : NSObject
```

```
// Instance Methods
```

```
- (NSArray *) allObjects;
```

```
- (id) nextObject;
```

### **Subclasses**

`NSDictionaryEnumerator`

[\[ Team LiB \]](#)

◀ PREVIOUS    NEXT ▶



Click [here](#) to show toolbars of the Web Online Help System: [show toolbars](#)

◀ PREVIOUS


NEXT ▶

[ [Team Lib](#) ]

## ***NSException***

*Mac OS X 10.0*

This class implements the Foundation framework's exception-handling system. Exceptions are used in Cocoa as a mechanism to deal with special conditions in the execution of a program that may require special handling. Clients can use **NSException** objects to raise exceptions (creating a special condition), as well as to retrieve information about an exception. For details on exception handling, see [Chapter 2](#).



```
@interface NSException : NSObject <NSCoding, NSCopying>
```

```
// Convenience Constructors
```

```
+ (NSException *)exceptionWithName:(NSString *)name reason:(NSString *)reason userInfo:(NSDictionary *)userInfo;
```

```
// Initializers
```

```
- (id)initWithName:(NSString *)aName reason:(NSString *)aReason userInfo:(NSDictionary *)aUserInfo;
```

```
// Class Methods
```

```
+ (void)raise:(NSString *)name format:(NSString *)format arguments:(va_list)argList;
```

```
+ (void)raise:(NSString *)name format:(NSString *)format, ...;
```

```
// Instance Methods
```

```
- (NSString *)name;
```

```
- (void)raise;
```



```
- (NSString *)reason;
```

```
- (NSDictionary *)userInfo;
```

```
// Methods Implementing NSCoder
```

```
- (void)encodeWithCoder: (NSCoder *) aCoder;
```

```
- (id)initWithCoder: (NSCoder *) aDecoder;
```

```
// Methods Implementing NSCopying
```

```
- (id)copyWithZone: (NSZone *) zone;
```

[\[ Team LiB \]](#)

[◀ PREVIOUS](#) [NEXT ▶](#)

[This HTML Help has been published using the chm2web software.](#)

Click [here](#) to show toolbars of the Web Online Help System: [show toolbars](#)

[\[ Team LIB \]](#)

◀ PREVIOUS

NEXT ▶

## ***NExistsCommand***

*Mac OS X 10.0*

Instances of this class are used to check whether or not the specified object exists. This class is used in Cocoa's implementation of built-in AppleScript support, and as such clients should not need to access instances of this class directly.



```
@interface NExistsCommand : NSScriptCommand
```

[\[ Team LIB \]](#)

◀ PREVIOUS

NEXT ▶

[This HTML Help has been published using the chm2web software.](#)

Click [here](#) to show toolbars of the Web Online Help System: [show toolbars](#)

[\[ Team LIB \]](#)


◀ PREVIOUS

NEXT ▶

## ***NSFileHandle***

*Mac OS X 10.0*

This class is used to read and write data to and from an open file or open communications channel, such as a networking socket. The class provides methods for working with files, and contains methods and notifications useful for implementing asynchronous background socket communication.



```
@interface NSFileHandle : NSObject
```

```
// Initializers
```

```
- (id) initWithFileDescriptor: (int) fd;
```

```
- (id) initWithFileDescriptor: (int) fd closeOnDealloc: (BOOL) closeopt;
```

```
- (id) initWithNativeHandle: (void *) nativeHandle;
```

```
- (id) initWithNativeHandle: (void *) nativeHandle closeOnDealloc: (BOOL) closeopt;
```

```
// Class Methods
```

```
+ (id) fileHandleForReadingAtPath: (NSString *) path;
```

```
+ (id) fileHandleForUpdatingAtPath: (NSString *) path;
```

```
+ (id) fileHandleForWritingAtPath: (NSString *) path;
```

```
+ (id) fileHandleWithNullDevice;
```

```
+ (id) fileHandleWithStandardError;
```

```
+ (id) fileHandleWithStandardInput;
```

```
+ (id) fileHandleWithStandardOutput;
```

```
// Instance Methods
```

```
- (void) acceptConnecti onI nBackgroundAndNoti fy;
```

```
- (void) acceptConnecti onI nBackgroundAndNoti fyForModes: (NSArray *) modes;
```

```
- (NSData *) availabl eData;
```

```
- (void) cl oseFi l e;
```

```
- (int) fi l eDescript or;
```

```
- (void *) nat i veHandl e;
```

```
- (unsigned long long) offsetI nFi l e;
```

```
- (NSData *) readDataOfLength: (unsigned int) length;
```

```
- (NSData *) readDataToEndOfFi l e;
```

```
- (void) readI nBackgroundAndNoti fy;
```

```
- (void) readI nBackgroundAndNoti fyForModes: (NSArray *) modes;
```

- (void) readToEndOfFileInBackgroundAndNotify;

- (void) readToEndOfFileInBackgroundAndNotifyForModes: (NSArray \*) modes;

- (unsigned long long) seekToEndOfFile;

- (void) seekToFileOffset: (unsigned long long) offset;

- (void) synchronizeFile;

- (void) truncateFileAtOffset: (unsigned long long) offset;

- (void) waitForDataInBackgroundAndNotify;

- (void) waitForDataInBackgroundAndNotifyForModes: (NSArray \*) modes;

- (void) writeData: (NSData \*) data;

Click [here](#) to show toolbars of the Web Online Help System: [show toolbars](#)

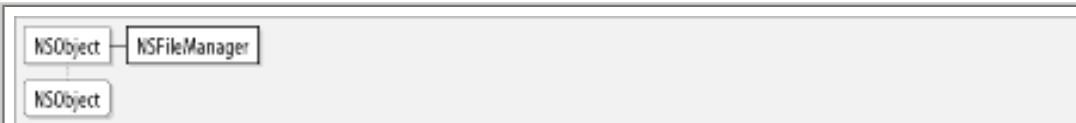
◀ PREVIOUS    NEXT ▶

[ [Team Lib](#) ]

## ***NSFileManager***

*Mac OS X 10.0*

This class provides an interface that clients can use to interact with the filesystem. This provides all of the standard file and directory manipulation facilities for copying, moving, changing working directories, and more.



```
@interface NSFileManager : NSObject
```

```
// Class Methods
```

```
+ (NSFileManager *) defaultManager;
```

```
// Instance Methods
```

```
- (BOOL) changeCurrentDirectoryPath: (NSString *) path;
```

```
- (BOOL) changeFileAttributes: (NSDictionary *) attributes atPath: (NSString *) path;
```

```
- (NSArray *) componentsToDisplayForPath: (NSString *) path;
```

```
- (NSData *) contentsAtPath: (NSString *) path;
```

```
- (BOOL) contentsEqualAtPath: (NSString *) path1 andPath: (NSString *) path2;
```

```
- (BOOL) copyPath: (NSString *) src toPath: (NSString *) dest handler: (id) handler;
```

```
- (BOOL) createDirectoryAtPath: (NSString *) path attributes: (NSDictionary *) attributes;
```

```
- (BOOL) createFileAtPath: (NSString *) path contents: (NSData *) data attributes: (NSDictionary *) attr;
```

- (BOOL) createSymbolicLinkAtPath: (NSString \*) path pathContent: (NSString \*) otherpath;

- (NSString \*) currentDirectoryPath;

- (NSArray \*) directoryContentsAtPath: (NSString \*) path;

- (NSString \*) displayNameAtPath: (NSString \*) path;

- (NSDirectoryEnumerator \*) enumeratorAtPath: (NSString \*) path;

- (NSDictionary \*) fileAttributesAtPath: (NSString \*) path traverseLink: (BOOL) yorn;

- (BOOL) fileExistsAtPath: (NSString \*) path;

- (BOOL) fileExistsAtPath: (NSString \*) path isDirectory: (BOOL \*) isDirectory;

- (NSDictionary \*) fileSystemAttributesAtPath: (NSString \*) path;

- (const char \*) fileSystemRepresentationWithPath: (NSString \*) path;

- (BOOL) isDeletableFileAtPath: (NSString \*) path;

- (BOOL) isExecutableFileAtPath: (NSString \*) path;

- (BOOL) isReadableFileAtPath: (NSString \*) path;

- (BOOL) isWritableFileAtPath: (NSString \*) path;

- (BOOL) linkPath: (NSString \*) src toPath: (NSString \*) dest handler: (id) handler;

- (BOOL) movePath: (NSString \*) src toPath: (NSString \*) dest handler: (id) handler;

- (NSString \*) pathContentOfSymbolicLinkAtPath: (NSString \*) path;

- (BOOL) removeFileAtPath: (NSString \*) path handler: (id) handler;

- (NSString \*) stringWithFileSystemRepresentation: (const char \*) str length: (unsigned) len;

- (NSArray \*)subpathsAtPath: (NSString \*)path;

[\[ Team LiB \]](#)

[◀ PREVIOUS](#) [NEXT ▶](#)

[This HTML Help has been published using the chm2web software.](#)



Click [here](#) to show toolbars of the Web Online Help System: [show toolbars](#)

◀ PREVIOUS

NEXT ▶

[ [Team LIB](#) ]

## NSNumberFormatter

Mac OS X 10.0

This class declares an abstract interface for objects that an instance of `NSCell` can use to create, interpret, and validate a textual representation of the cell's contents that is suited for human readability. The Foundation framework provides two concrete classes that are used to format numeric and time and date values: `NSNumberFormatter` and `NSDateFormatter`.



```
@interface NSNumberFormatter : NSObject <NSCoding, NSCopying>
```

```
// Instance Methods
```

- (NSAttributedString \*) attributedStringForObjectValue: (id) obj withDefaultAttributes: (NSDictionary \*) attrs;
- (NSString \*) editingStringForObjectValue: (id) obj;
- (BOOL) getObjectValue: (id \*) obj forString: (NSString \*) string errorDescription: (NSString \*\*) error;
- (BOOL) isPartialStringValue: (NSString \*) partialString newEditingString: (NSString \*\*) newString errorDescription: (NSString \*\*) error;
- (BOOL) isPartialStringValue: (NSString \*\*) partialStringPtr proposedSelectedRange: (NSRangePointer) proposedSelectedRangePtr originalString: (NSString \*) originalString originalSelectedRange: (NSRange) originalSelectedRange errorDescription: (NSString \*\*) error;
- (NSString \*) stringForObjectValue: (id) obj;

```
// Methods Implementing NSCoder
```

- (void) encodeWithCoder: (NSCoder \*) aCoder;
- (id) initWithCoder: (NSCoder \*) aDecoder;

```
// Methods Implementing NSCopying
```

```
- (id) copyWithZone: (NSZone *) zone;
```

## Subclasses

NSDateFormatter, NSNumberFormatter

[\[ Team LiB \]](#)

[◀ PREVIOUS](#) [NEXT ▶](#)

[This HTML Help has been published using the chm2web software.](#)

Click [here](#) to show toolbars of the Web Online Help System: [show toolbars](#)

[\[ Team LiB \]](#)

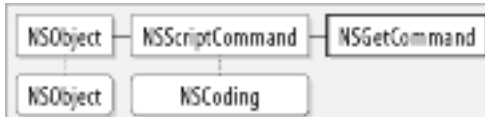
◀ PREVIOUS

NEXT ▶

## ***NSGetCommand***

*Mac OS X 10.0*

Instances of this class are used to retrieve a user-specified value from the specified object. This class is used in Cocoa's implementation of built-in AppleScript support, and as such clients should not need to access instances of this class directly.



```
@interface NSGetCommand : NSScriptCommand
```

[\[ Team LiB \]](#)

◀ PREVIOUS

NEXT ▶

[This HTML Help has been published using the chm2web software.](#)

Click [here](#) to show toolbars of the Web Online Help System: [show toolbars](#)

[\[ Team LiB \]](#)


◀ PREVIOUS

NEXT ▶

## ***NSHost***

*Mac OS X 10.0*

This class is used to perform host name lookup and IP address translation. Translations are provided by any services available to the operating system such as NetInfo, LDAP, or DNS. Instances of **NSHost** are created using one of three class methods: **currentHost**, **hostWithAddress:**, and **hostWithName:**. The first, **currentHost**, returns an **NSHost** object that contains information about the host running the application process. The methods **hostWithName:** and **hostWithAddress:** create **NSHost** objects for the host with the specified name or address. The name used in **hostWithName:** can be a simple host name, or it can be a fully qualified domain name. When creating a host object with **hostWithAddress:**, the IP address is specified as a string in dotted decimal format, such as **192.168.254.198**. Once an instance of **NSHost** has been created, it can be queried for the IP addresses and names that the host identifies with.



```
@interface NSHost : NSObject
```

```
// Convenience Constructors
```

```
+ (NSHost *) hostWithAddress: (NSString *) address;
```

```
+ (NSHost *) hostWithName: (NSString *) name;
```

```
// Class Methods
```

```
+ (NSHost *) currentHost;
```

```
+ (void) flushHostCache;
```

```
+ (BOOL) isHostCacheEnabled;
```

```
+ (void) setHostCacheEnabled: (BOOL) flag;
```

```
// Instance Methods
```

```
- (NSString *) address;
```

```
- (NSArray *) addresses;
```

```
- (BOOL) isEqualToHost: (NSHost *) aHost;
```

```
- (NSString *) name;
```

```
- (NSArray *) names;
```

[\[ Team Lib \]](#)

◀ PREVIOUS

NEXT ▶

[This HTML Help has been published using the chm2web software.](#)

Click [here](#) to show toolbars of the Web Online Help System: [show toolbars](#)

[\[ Team LiB \]](#)

◀ PREVIOUS    NEXT ▶

## *NSIndexSpecifier*

Mac OS X 10.0

This class represents the scripting language reference form used to specify an object in a collection according to its indexed position in the collection.



```
@interface NSIndexSpecifier : NSScriptObjectSpecifier
```

```
// Initializers
```

```
- (id) initWithContainingClassDescription: (NSScriptClassDescription *) classDesc  
    containingSpecifier: (NSScriptObjectSpecifier *) containing key: (NSString *) property index: (int) index;
```

```
// Accessor Methods
```

```
- (void) setIndex: (int) index;
```

```
- (int) index;
```

[\[ Team LiB \]](#)

◀ PREVIOUS    NEXT ▶

[This HTML Help has been published using the chm2web software.](#)

Click [here](#) to show toolbars of the Web Online Help System: [show toolbars](#)

[\[ Team LIB \]](#)

◀ PREVIOUS

NEXT ▶

## ***NSInvocation***

*Mac OS X 10.0*

This class encapsulates information about an Objective-C message such as the selector and the target of the message. **NSInvocations** are useful for statically storing a message and are often used with timers, and for message forwarding.



```
@interface NSInvocation : NSObject <NSCoding>
```

```
// Convenience Constructors
```

```
+ (NSInvocation *) invocationWithMethodSignature: (NSMethodSignature *) sig;
```

```
// Accessor Methods
```

```
- (void) setSelector: (SEL) selector;
```

```
- (SEL) selector;
```

```
- (void) setTarget: (id) target;
```

```
- (id) target;
```

```
- (void) setReturnValue: (void *) retLoc;
```

- (void) setArgument: (void \*) argumentLocation atIndex: (int) index;

// Instance Methods

- (void) getReturnValue: (void \*) retLoc;

- (void) invoke;

- (void) getArgument: (void \*) argumentLocation atIndex: (int) index;

- (BOOL) argumentsRetained;

- (void) invokeWithTarget: (id) target;

- (NSMethodSignature \*) methodSignature;

- (void) retainArguments;

// Methods Implementing NSCoder

- (void) encodeWithCoder: (NSCoder \*) aCoder;

- (id) initWithCoder: (NSCoder \*) aDecoder;



Click [here](#) to show toolbars of the Web Online Help System: [show toolbars](#)

◀ PREVIOUS    NEXT ▶

[ [Team LIB](#) ]

## ***NSKeyedArchiver***

*Mac OS X 10.2*

This class is a concrete subclass of `NSCoder` that encodes objects and scalar values into a data format that can be stored in a file. `NSKeyedArchiver` is different from `NSArchiver` in that each object and scalar in the archive has an associated name or key. These keys make it possible to decode the archive piecemeal; that is, in an order that is different from the original encoding. Clients have the option of picking and choosing which objects to decode. Non-keyed archives suffer from the limitation that the entirety of an archive must be decoded at once, and in the order that it was encoded. Archiving is described in greater detail in [Chapter 2](#).



```
@interface NSKeyedArchiver : NSCoder
```

```
// Initializers
```

```
- (id) initWithWritingWithMutableData: (NSMutableData *) data;
```

```
// Accessor Methods
```

```
- (void) setDelegate: (id) delegate;
```

```
- (id) delegate;
```

```
- (void) setOutputFormat: (NSPropertyListFormat) format;
```

```
- (NSPropertyListFormat) outputFormat;
```

```
- (void) setClassName: (NSString *) codedName forClass: (Class) cls;
```

```
// Class Methods
```

```
+ (BOOL) archiveRootObject: (id) rootObject toFile: (NSString *) path;
```

```
+ (NSData *) archivedDataWithRootObject: (id) rootObject;
```

```
+ (NSString *) classNameForClass: (Class) cls;
```

```
+ (void) setClassName: (NSString *) codedName forClass: (Class) cls;
```

```
// Instance Methods
```

```
- (void) encodeConditionalObject: (id) objv forKey: (NSString *) key;
```

```
- (void) encodeBool: (BOOL) boolv forKey: (NSString *) key;
```

```
- (void) encodeBytes: (const uint8_t *) bytesp length: (unsigned) lenv forKey: (NSString *) key;
```

```
- (void) encodeDouble: (double) realv forKey: (NSString *) key;
```

```
- (void) encodeFloat: (float) realv forKey: (NSString *) key;
```

```
- (void) encodeInt32: (int32_t) intv forKey: (NSString *) key;
```

```
- (void) encodeInt64: (int64_t) intv forKey: (NSString *) key;
```

```
- (void) encodeInt: (int) intv forKey: (NSString *) key;
```

```
- (NSString *) classNameForClass: (Class) cls;
```

```
- (void) encodeObject: (id) objv forKey: (NSString *) key;
```

```
- (void) finishEncoding;
```

```
// Methods Implemented by the Delegate
```

```
- (void) archiver: (NSKeyedArchiver *) archiver didEncodeObject: (id) object;
```

```
- (id) archiver: (NSKeyedArchiver *) archiver willEncodeObject: (id) object;
```

```
- (void) archiver: (NSKeyedArchiver *) archiver willReplaceObject: (id) object withObject: (id) newObject;
```

- (void)archiverDidFinish: (NSKeyedArchiver \*)archiver;

- (void)archiverWillFinish: (NSKeyedArchiver \*)archiver;

[\[ Team LiB \]](#)

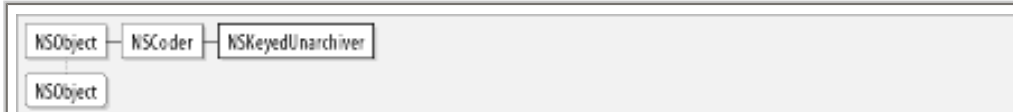
[◀ PREVIOUS](#) [NEXT ▶](#)

[This HTML Help has been published using the chm2web software.](#)

## *NSKeyedUnarchiver*

Mac OS X 10.2

This concrete subclass of `NSCoder` provides a means to decode objects that have been encoded in a keyed archive. The companion class `NSKeyedArchiver` provides the means to create such keyed archives from a set of objects. Archiving is described in greater detail in [Chapter 2](#).



```
@interface NSKeyedUnarchiver : NSCoder
```

```
// Initializers
```

```
- (id) initWithReadingWithData: (NSData *) data;
```

```
// Accessor Methods
```

```
- (void) setDelegate: (id) delegate;
```

```
- (id) delegate;
```

```
- (void) setClass: (Class) cls forClassName: (NSString *) codedName;
```

```
// Class Methods
```

```
+ (Class) classForClassName: (NSString *) codedName;
```

```
+ (void) setClass: (Class) cls forClassName: (NSString *) codedName;
```

```
+ (id) unarchiveObjectWithData: (NSData *) data;
```

```
+ (id) unarchiveObjectWithFile: (NSString *) path;
```

```
// Instance Methods
```

- (int32\_t) decodeInt32ForKey: (NSString \*) key;

- (const uint8\_t \*) decodeBytesForKey: (NSString \*) key returnedLength: (unsigned \*) lengthp;

- (double) decodeDoubleForKey: (NSString \*) key;

- (Class) classForClassName: (NSString \*) codedName;

- (BOOL) containsValueForKey: (NSString \*) key;

- (BOOL) decodeBooleanForKey: (NSString \*) key;

- (float) decodeFloatForKey: (NSString \*) key;

- (int64\_t) decodeInt64ForKey: (NSString \*) key;

- (int) decodeIntForKey: (NSString \*) key;

- (id) decodeObjectForKey: (NSString \*) key;

- (void) finishDecoding;

// Methods Implemented by the Delegate

- (Class) unarchiver: (NSKeyedUnarchiver \*) unarchiver cannotDecodeObjectOfClassName: (NSString \*) name  
originalClasses: (NSArray \*) classNames;

- (id) unarchiver: (NSKeyedUnarchiver \*) unarchiver didDecodeObject: (id) object;

- (void) unarchiver: (NSKeyedUnarchiver \*) unarchiver willReplaceObject: (id) object withObject: (id) newObject;

- (void) unarchiverDidFinish: (NSKeyedUnarchiver \*) unarchiver;

- (void) unarchiverWillFinish: (NSKeyedUnarchiver \*) unarchiver;

Click [here](#) to show toolbars of the Web Online Help System: [show toolbars](#)

[\[ Team Lib \]](#)


◀ PREVIOUS

NEXT ▶

## ***NSLock***

*Mac OS X 10.0*

**NSLock** implements thread locks that can be used to let multiple threads in an application access the same data without clashing. The use of **NSLock**, and locking in general, is discussed in detail in [Chapter 2](#).



```
@interface NSLock : NSObject <NSLocking>
```

```
// Instance Methods
```

```
- (BOOL)lockBeforeDate: (NSDate *)limit;
```

```
- (BOOL)tryLock;
```

```
// Methods Implementing NSLocking
```

```
- (void)lock;
```

```
- (void)unlock;
```

[\[ Team Lib \]](#)

◀ PREVIOUS

NEXT ▶

Click [here](#) to show toolbars of the Web Online Help System: [show toolbars](#)

[\[ Team LIB \]](#)

◀ PREVIOUS    NEXT ▶

## *NSLogicalTest*

Mac OS X 10.0

Instances of this class represent logical operations—such as AND, OR, and NOT—on a set of Boolean tests. These Boolean tests are represented by instances of the class *NSSpecifierTest*. Instances of this class are initialized with one of three initializers: *initWithTests:*, *initWithTests:*, and *initWithTest:*. The AND and OR initializers both take an *NSArray* of test objects, while the NOT initializer requires only one test object. When an *NSLogicalTest* object is evaluated (by receiving an *isTrue* message), it sends *isTrue* messages to each of its component test objects, and then evaluate those results based on the type of logical test being performed.



```
@interface NSLogicalTest : NSScriptWhoseTest
```

```
// Initializers
```

```
- (id) initWithTests: (NSArray *) subTests;
```

```
- (id) initWithTest: (NSScriptWhoseTest *) subTest;
```

```
- (id) initWithTests: (NSArray *) subTests;
```

[\[ Team LIB \]](#)

◀ PREVIOUS    NEXT ▶

[This HTML Help has been published using the chm2web software.](#)

Click [here](#) to show toolbars of the Web Online Help System: [show toolbars](#)

[\[ Team LiB \]](#)

◀ PREVIOUS    NEXT ▶

## ***NSMachBootstrapServer***

*Mac OS X 10.0*

This subclass of `NSPortNameServer` returns and accepts instances of `NSMachPort`. `NSConnecti on` objects use port name servers to `register` and discover communication ports that can be used for distributed objects connections. Additional subclasses of `NSPortNameServer` that handle other types of ports are `NSSocketPortNameServer` and `NSMessagePortNameServer`.



```
@interface NSMachBootstrapServer : NSPortNameServer
```

```
// Class Methods
```

```
+ (id) sharedInstance;
```

```
// Instance Methods
```

```
- (NSPort *) portForName: (NSString *) name;
```

```
- (NSPort *) portForName: (NSString *) name host: (NSString *) host;
```

```
- (BOOL) registerPort: (NSPort *) port name: (NSString *) name;
```

[\[ Team LiB \]](#)

◀ PREVIOUS    NEXT ▶

[This HTML Help has been published using the chm2web software.](#)



Click [here](#) to show toolbars of the Web Online Help System: [show toolbars](#)


[\[ Team Lib \]](#)

◀ PREVIOUS    NEXT ▶

## ***NSMachPort***

*Mac OS X 10.0*

This subclass of **NSPort** provides an object-oriented wrapper to Mach IPC ports, which can be used either as endpoint for distributed object connections, or for raw messaging. **NSMachPort** objects only support local messaging; **NSSocketPort** provides support for remote messaging over a network.



```
@interface NSMachPort : NSPort
```

```
// Initializers
```

```
- (id) initWithMachPort: (int) machPort;
```

```
// Class Methods
```

```
+ (NSPort *) portWithMachPort: (int) machPort;
```

```
// Instance Methods
```

```
- (int) machPort;
```

```
- (void) removeFromRunLoop: (NSRunLoop *) runLoop forMode: (NSString *) mode;
```

```
- (void) scheduleInRunLoop: (NSRunLoop *) runLoop forMode: (NSString *) mode;
```

```
// Methods Implemented by the Delegate
```

```
- (void)handleMachMessage: (void *)msg;
```

[\[ Team LIB \]](#)

◀ PREVIOUS

NEXT ▶

[This HTML Help has been published using the chm2web software.](#)

Click [here](#) to show toolbars of the Web Online Help System: [show toolbars](#)

[\[ Team LiB \]](#)

◀ PREVIOUS

NEXT ▶

## ***NSMessagePort***

*Mac OS X 10.0*

This subclass of **NSPort** provides an interface to objects that serve as endpoints for distributed objects connections between processes on the same machine. **NSMachPort** provides similar functionality that is implemented using Mach IPC ports, while **NSSocketPort** supports messaging over a network.



```
@interface NSMessagePort : NSPort
```

[\[ Team LiB \]](#)

◀ PREVIOUS

NEXT ▶

[This HTML Help has been published using the chm2web software.](#)

Click [here](#) to show toolbars of the Web Online Help System: [show toolbars](#)

[\[ Team LIB \]](#)

◀ PREVIOUS    NEXT ▶

## *NSMessagePortNameServer*

Mac OS X 10.0

This subclass of `NSPortNameServer` accepts and returns instances of `NSMessagePort`. `NSConnecti on` objects use port name servers to `register` and discover communication ports that can be used for distributed objects connections. Additional subclasses of `NSPortNameServer` that handle other types of ports are `NSMachBootstrapServer` and `NSSocketPortNameServer`.



```
@interface NSMessagePortNameServer : NSPortNameServer
```

```
// Class Methods
```

```
+ (id) sharedInstance;
```

```
// Instance Methods
```

```
- (NSPort *) portForName: (NSString *) name;
```

```
- (NSPort *) portForName: (NSString *) name
```

```
host: (NSString *) host;
```

[\[ Team LIB \]](#)

◀ PREVIOUS    NEXT ▶

Click [here](#) to show toolbars of the Web Online Help System: [show toolbars](#)

[\[ Team LiB \]](#)

◀ PREVIOUS

NEXT ▶

## ***NSMethodSignature***

*Mac OS X 10.0*

This class provides an interface used to query information about a method including such characteristics as the number and types of arguments, and the return type. Instances of `NSMethodSignature` are created using `NSObject`'s `methodSignatureForSelector:` method.



```
@interface NSMethodSignature : NSObject
```

```
// Instance Methods
```

```
- (unsigned) frameLength;
```

```
- (const char *) getArgumentTypeAtIndex: (unsigned) index;
```

```
- (BOOL) isOneWay;
```

```
- (unsigned) methodReturnLength;
```

```
- (const char *) methodReturnType;
```

```
- (unsigned) numberOfArguments;
```

[\[ Team LiB \]](#)

◀ PREVIOUS

NEXT ▶



Click [here](#) to show toolbars of the Web Online Help System: [show toolbars](#)

[\[ Team LiB \]](#)

◀ PREVIOUS

NEXT ▶

## ***NSMiddleSpecifier***

*Mac OS X 10.0*

This class represents the scripting language reference form used to specify the object that lies in the middle of a collection of objects.



```
@interface NSMiddleSpecifier : NSScriptObjectSpecifier
```

[\[ Team LiB \]](#)

◀ PREVIOUS

NEXT ▶

[This HTML Help has been published using the chm2web software.](#)

Click [here](#) to show toolbars of the Web Online Help System: [show toolbars](#)

[\[ Team LiB \]](#)

◀ PREVIOUS    NEXT ▶

## ***NSMoveCommand***

*Mac OS X 10.0*

Instances of this class represent move operations and, when executed, perform such operations on the specified objects.



```
@interface NSMoveCommand : NSScriptCommand
```

```
// Accessor Methods
```

```
- (void) setReceiversSpecifier: (NSScriptObjectSpecifier *) receiversRef;
```

```
// Instance Methods
```

```
- (NSScriptObjectSpecifier *) keySpecifier;
```

[\[ Team LiB \]](#)

◀ PREVIOUS    NEXT ▶

[This HTML Help has been published using the chm2web software.](#)



Click [here](#) to show toolbars of the Web Online Help System: [show toolbars](#)

[\[ Team LiB \]](#)

◀ PREVIOUS

NEXT ▶

## *NSMutableArray*

Mac OS X 10.0

This class extends the API of `NSArray` to allow for mutable, ordered collections of objects. `NSMutableArray` provides five primitive methods, which form the basis for the rest of its methods: `addObject:`, `insertObjectAtIndex:`, `removeLastObject`, `removeObjectAtIndex:`, and `replaceObjectAtIndex:withObject:`. When an object is added to an array, the array asserts some ownership over the object by sending it a `retain` message. Likewise, when an object is removed from an array, it is sent a `release` message by the array.

`NSMutableArray` is toll-free bridged with the Core Foundation type `CFArray`. As such, `NSMutableArray` objects can be used interchangeably with the `CFArray` pointer type, `CFArrayRef`.



```
@interface NSMutableArray : NSArray
```

```
// Initializers
```

```
- (id) initWithCapacity: (unsigned) numItems;
```

```
// Accessor Methods
```

```
- (void) setArray: (NSArray *) otherArray;
```

```
// Class Methods
```

```
+ (id) arrayWithCapacity: (unsigned) numItems;
```

```
// Instance Methods
```

```
- (void) addObject: (id) anObject;
```

```
- (void) addObjectsFromArray: (NSArray *) otherArray;
```

```
- (void) exchangeObjectAtIndex: (unsigned) idx1 withObjectAtIndex: (unsigned) idx2;
```

```
- (void) insertObject: (id) anObject atIndex: (unsigned) index;
```

```
- (void) removeAllObjects;
```

```
- (void) removeLastObject;
```

```
- (void) removeObject: (id) anObject;
```

```
- (void) removeObject: (id) anObject inRange: (NSRange) range;
```

```
- (void) removeObjectAtIndex: (unsigned) index;
```

```
- (void) removeObjectIdenticalTo: (id) anObject;
```

```
- (void) removeObjectIdenticalTo: (id) anObject inRange: (NSRange) range;
```

```
- (void) removeObjectsFromIndices: (unsigned *) indices numIndices: (unsigned) count;
```

```
- (void) removeObjectsInArray: (NSArray *) otherArray;
```

```
- (void) removeObjectsInRange: (NSRange) range;
```

```
- (void) replaceObjectAtIndex: (unsigned) index withObject: (id) anObject;
```

- (void) replaceObjectsInRange: (NSRange) range withObjectsFromArray: (NSArray \*) otherArray;

- (void) replaceObjectsInRange: (NSRange) range withObjectsFromArray: (NSArray \*) otherArray  
range: (NSRange) otherRange;

- (void) sortUsingFunction: (int (\*)(id, id, void \*)) compare

context: (void \*) context;

- (void) sortUsingSelector: (SEL) comparator;

## *NSMutableAttributedString*

Mac OS X 10.0

`NSMutableAttributedString` is a subclass of `NSAttributedString` that allows the contents and attributes of the string to be altered after the object has been initialized, which is normally not possible with its immutable superclass.



```
@interface NSMutableAttributedString : NSAttributedString
```

```
// Accessor Methods
```

```
- (void) setAttributes: (NSDictionary *) attrs range: (NSRange) range;
```

```
- (void) setAlignment: (NSTextAlignment) alignment range: (NSRange) range;
```

```
- (void) setAttributedString: (NSAttributedString *) attrString;
```

```
// Instance Methods
```

```
- (void) appendAttributedString: (NSAttributedString *) attrString;
```

```
- (void) addAttribute: (NSString *) name value: (id) value range: (NSRange) range;
```

```
- (void) addAttributes: (NSDictionary *) attrs range: (NSRange) range;
```

```
- (void) applyFontTraits: (NSFontTraitMask) traitMask range: (NSRange) range;
```

```
- (void) beginEditing;
```

```
- (void) deleteCharactersInRange: (NSRange) range;
```

- (void) endEditing;
- (void) fixAttachmentAttributeInRange: (NSRange) range;
- (void) fixAttributesInRange: (NSRange) range;
- (void) fixFontAttributeInRange: (NSRange) range;
- (void) fixParagraphStyleAttributeInRange: (NSRange) range;
- (void) insertAttributedString: (NSAttributedString \*) attrString atIndex: (unsigned) loc;
- (NSMutableString \*) mutableString;
- (BOOL) readFromURL: (NSURL \*) url options: (NSDictionary \*) options documentAttributes: (NSDictionary \*\*) dict;
- (void) removeAttribute: (NSString \*) name range: (NSRange) range;
- (void) replaceCharactersInRange: (NSRange) range withAttributedString: (NSAttributedString \*) attrString;
- (void) replaceCharactersInRange: (NSRange) range withString: (NSString \*) str;
- (void) subscriptRange: (NSRange) range;
- (void) superscriptRange: (NSRange) range;
- (void) unscriptRange: (NSRange) range;
- (void) updateAttachmentsFromPath: (NSString \*) path;

## Subclasses

NSTextStorage

[\[ Team Lib \]](#)

Click [here](#) to show toolbars of the Web Online Help System: [show toolbars](#)

[\[ Team LIB \]](#)

◀ PREVIOUS

NEXT ▶

## ***NSMutableCharacterSet***

*Mac OS X 10.0*

This class extends the interface of **NSCharacterSet** to allow clients to modify the contents of the character set after it has been initialized. Clients may add and remove characters specified in a string or numeric range, and new sets may be created from the **union** or intersection of two existing sets.



```
@interface NSMutableCharacterSet : NSCharacterSet <NSCopying, NSMutableCopying>
```

```
// Instance Methods
```

```
- (void) addCharactersInRange: (NSRange) aRange;
```

```
- (void) addCharactersInString: (NSString *) aString;
```

```
- (void) formIntersectionWithCharacterSet: (NSCharacterSet *) otherSet;
```

```
- (void) formUnionWithCharacterSet: (NSCharacterSet *) otherSet;
```

```
- (void) invert;
```

```
- (void) removeCharactersInRange: (NSRange) aRange;
```

```
- (void) removeCharactersInRange: (NSString *) aString;
```

```
// Methods Implementing NSCopying
```

```
- (id) copyWithZone: (NSZone *) zone;
```

```
// Methods Implementing NSMutableCopying
```

```
- (id) mutableCopyWithZone: (NSZone *) zone;
```

[\[ Team LiB \]](#)

◀ PREVIOUS

NEXT ▶

[This HTML Help has been published using the chm2web software.](#)

Click [here](#) to show toolbars of the Web Online Help System: [show toolbars](#)

◀ PREVIOUS    NEXT ▶

[ [Team LIB](#) ]

## ***NSMutableData***

*Mac OS X 10.0*

This class adds mutable functionality to **NSData**, allowing the contents of the data object to be altered after initialization. **NSMutableData** provides two methods for adjusting the size of the underlying data buffer: **increaseLengthBy:**, and **setLength:**. The first of these increases the size of the buffer by the indicated number of bytes, while the latter sets the size of the buffer to the specified number of bytes.

Data is added to a mutable data object using either **appendData:** or **appendBytes:length:**. **appendData:** joins the specified **NSData** object to the end of the receiver, while **appendBytes:length:** appends to the receiver the number of bytes specified in length from the buffer pointer to in the first parameter.

**NSMutableData** also provides **replaceBytesInRange:withBytes:** and **replaceBytesInRange:withBytes:length:** to directly alter the contents of the underlying data buffer. If you want to zero a portion of data, use the method **resetBytesInRange:**.

**NSMutableData** is toll-free bridged with the Core Foundation type **CFData**. As such, **NSMutableData** objects can be used interchangeably with the **CFData** pointer type, **CFDataRef**.



```
@interface NSMutableData : NSData
```

```
// Initializers
```

```
- (id) initWithCapacity: (unsigned) capacity;
```

```
- (id) initWithLength: (unsigned) length;
```



```
// Accessor Methods
```

```
- (void) setData: (NSData *) data;
```

```
- (void) setLength: (unsigned) length;
```

```
// Class Methods
```

```
+ (id) dataWithCapacity: (unsigned) aNumItems;
```

```
+ (id) dataWithLength: (unsigned) length;
```

```
// Instance Methods
```

```
- (void) appendBytes: (const void *) bytes length: (unsigned) length;
```

```
- (void) appendData: (NSData *) other;
```

```
- (void) increaseLengthBy: (unsigned) extraLength;
```

```
- (void *) mutableBytes;
```

```
- (void) replaceBytesInRange: (NSRange) range withBytes: (const void *) bytes;
```

```
- (void) replaceBytesInRange: (NSRange) range withBytes: (const void *) replacementBytes  
length: (unsigned) replacementLength;
```

```
- (void) resetBytesInRange: (NSRange) range;
```

```
- (void) serializeAlignedBytesLength: (unsigned) length;
```

```
- (void) serializeDataAt: (const void *) data ofObjCType: (const char *) type  
context: (id <NSObjectTypeSerializationCallback>) callback;
```

- (void) serializeInt: (int) value;

- (void) serializeInt: (int) value atIndex: (unsigned) index;

- (void) serializeInts: (int \*) intBuffer count: (unsigned) numInts;

- (void) serializeInts: (int \*) intBuffer count: (unsigned) numInts atIndex: (unsigned) index;

[\[ Team LiB \]](#)

[◀ PREVIOUS](#) [NEXT ▶](#)

[This HTML Help has been published using the chm2web software.](#)

Click [here](#) to show toolbars of the Web Online Help System: [show toolbars](#)

[\[ Team LiB \]](#)

◀ PREVIOUS    NEXT ▶

## *NSMutableDictionary*

Mac OS X 10.0

*NSDictionary*, being an immutable class, does not allow clients to add, remove, or replace member objects after initialization. *NSMutableDictionary*, on the other hand, allows for the kinds of operations that alter the contents of the collection. Objects can be added to a mutable dictionary by invoking `setObject:forKey:`, and objects may be removed using `removeObjectForKey:`. When an object is added to a dictionary it is sent a `retain` message; when the object is removed, the dictionary will offset the `retain` with a `release` message.

*NSMutableDictionary* is toll-free bridged with the Core Foundation type *CFDictionary*. As such, *NSMutableDictionary* objects can be used interchangeably with the *CFDictionary* pointer type, *CFDictionaryRef*.



```
@interface NSMutableDictionary : NSDictionary
```

```
// Initializers
```

```
- (id)initWithCapacity: (unsigned) numItems;
```

```
// Accessor Methods
```

```
- (void)setObject: (id) anObject forKey: (id) aKey;
```

```
- (void)setDictionary: (NSDictionary *) otherDictionary;
```

```
// Class Methods
```

```
+ (i d) dictionaryWithCapacity: (unsigned) numItems;
```

```
// Instance Methods
```

```
- (void) addEntriesFromDictionary: (NSDictionary *) otherDictionary;
```

```
- (void) removeAllObjects;
```

```
- (void) removeObjectForKey: (i d) aKey;
```

```
- (void) removeObjectsForKeys: (NSArray *) keyArray;
```

[\[ Team LiB \]](#)

◀ PREVIOUS

NEXT ▶

[This HTML Help has been published using the chm2web software.](#)

Click [here](#) to show toolbars of the Web Online Help System: [show toolbars](#)

[\[ Team LIB \]](#)

◀ PREVIOUS    NEXT ▶

## ***NSMutableSet***


*Mac OS X 10.0*

This class extends the functionality of **NSSet** by allowing objects to be added to and removed from the set; **NSSet** does not allow clients to add, remove, or replace objects in a set after initialization. This mutable subclass of **NSSet** provides an interface for those operations.

To add an object to a mutable set, use the method **addObject:**. If the object is already present in the set, this method has no effect. When an object is added to a set, it is sent a **retain** message by that set. The method **removeObject:** will remove the specified object from the set if it is a member. When an object is removed from a set, it is sent a **release** message by the set to counteract the **retain** message it was sent when added to the set.

**NSMutableSet** also implements a number of methods that are useful for combining sets in various ways. The method **unionSet:** will add each member of the parameter set into the receiver if the receiver does not already contain that object. The method **minusSet:** will remove from the receiver each object that is present in both sets, while the method **intersectSet:** will remove from the receiver each object that isn't a member of the set specified in the argument.

**NSMutableSet** is toll-free bridged with the Core Foundation type **CFSet**. As such, **NSMutableSet** objects can be used interchangeably with the **CFSet** pointer type, **CFSetRef**.



```
@interface NSMutableSet : NSSet
```

```
// Initializers
```

```
- (id)initWithCapacity: (unsigned) numItems;
```

```
// Accessor Methods
```

```
- (void) setSet: (NSSet *) otherSet;
```

```
// Class Methods
```

```
+ (id) setWithCapacity: (unsigned) numItems;
```

```
// Instance Methods
```

```
- (void) addObject: (id) object;
```

```
- (void) addObjectsFromArray: (NSArray *) array;
```

```
- (void) intersectSet: (NSSet *) otherSet;
```

```
- (void) minusSet: (NSSet *) otherSet;
```

```
- (void) removeAllObjects;
```

```
- (void) removeObject: (id) object;
```

```
- (void) unionSet: (NSSet *) otherSet;
```

## Subclasses

NSCountedSet

[\[ Team LIB \]](#)

◀ PREVIOUS

NEXT ▶

[This HTML Help has been published using the chm2web software.](#)

Click [here](#) to show toolbars of the Web Online Help System: [show toolbars](#)

[\[ Team LiB \]](#)

◀ PREVIOUS    NEXT ▶

## ***NSMutableString***

*Mac OS X 10.0*

**NSString** creates immutable strings that cannot be changed after the object has been created.

**NSMutableString** adds methods that allow the contents of **NSMutableString** objects to be altered after object initialization. This class provides methods for replacing portions of a string with another string, inserting strings within the existing string, appending strings and formats, as well as deleting portions of strings.

**NSMutableString** is toll-free bridged with the Core Foundation type **CFString**. As such, **NSMutableString** objects can be used interchangeably with the **CFString** pointer type, **CFStringRef**.



```
@interface NSMutableString : NSString
```

```
// Initializers
```

```
- (id)initWithCapacity: (unsigned) capacity;
```

```
// Accessor Methods
```

```
- (void)setString: (NSString *) aString;
```

```
// Class Methods
```

```
+ (id)stringWithCapacity: (unsigned) capacity;
```

// Instance Methods

- (void) appendFormat: (NSString \*) format, ...;

- (void) appendString: (NSString \*) aString;

- (void) deleteCharactersInRange: (NSRange) range;

- (void) insertString: (NSString \*) aString atIndex: (unsigned) loc;

- (void) replaceCharactersInRange: (NSRange) range withString: (NSString \*) aString;

- (unsigned int) replaceOccurrencesOfString: (NSString \*) target  
withString: (NSString \*) replacement options: (unsigned) opts range: (NSRange) searchRange;



Click [here](#) to show toolbars of the Web Online Help System: [show toolbars](#)

[ [Team LIB](#) ]

◀ PREVIOUS    NEXT ▶

## *NSNameSpecifier*

Mac OS X 10.2

This class represents the scripting language reference form used to specify an object in a collection according to the object's name.



```
@interface NSNameSpecifier : NSScriptObjectSpecifier
```

```
// Initializers
```

```
- (id) initWithContainerClassDescription: (NSScriptClassDescription *) classDesc  
    containerSpecifier: (NSScriptObjectSpecifier *) container key: (NSString *) property name: (NSString *) name;
```

```
// Accessor Methods
```

```
- (void) setName: (NSString *) name;
```

```
- (NSString *) name;
```

[ [Team LIB](#) ]

◀ PREVIOUS    NEXT ▶

[This HTML Help has been published using the chm2web software.](#)

Click [here](#) to show toolbars of the Web Online Help System: [show toolbars](#)

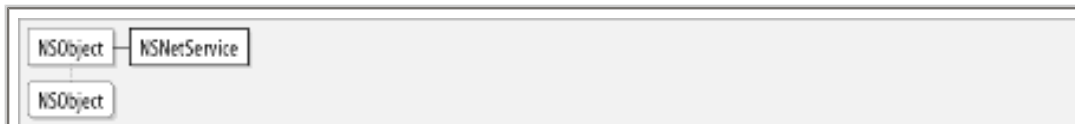
◀ PREVIOUS    NEXT ▶

[ [Team LIB](#) ]

## ***NSNetService***

*Mac OS X 10.2*

**NSNetService** represents a network service that applications either publish or use as a client. A network service can be anything such as FTP, Telnet, SSH, HTTP, or any of the well-known services. A service can also be something of your own design. **NSNetService** provides application level access to the low-level Multicast DNS responder APIs. For more information about Rendezvous and the Net Services APIs in Foundation, see [Chapter 6](#).



```
@interface NSNetService : NSObject
```

```
// Initializers
```

```
- (id)initWithDomain:(NSString *)domain type:(NSString *)type name:(NSString *)name;
```

```
- (id)initWithDomain:(NSString *)domain type:(NSString *)type name:(NSString *)name port:(int)port;
```

```
// Accessor Methods
```

```
- (void)setDelegate:(id)delegate;
```

```
- (id)delegate;
```

```
- (void)setProtocolSpecification:(NSString *)specification;
```

```
- (NSString *)protocolSpecification;
```

```
// Instance Methods
```

```
- (NSString *)name;
```

- (NSArray \*) addresses;

- (NSString \*) domain;

- (void) publish;

- (void) removeFromRunLoop: (NSRunLoop \*) aRunLoop forMode: (NSString \*) mode;

- (void) resolve;

- (void) scheduleInRunLoop: (NSRunLoop \*) aRunLoop forMode: (NSString \*) mode;

- (void) stop;

- (NSString \*) type;

// Methods Implemented by the Delegate

- (void) netService: (NSNetService \*) sender didNotPublish: (NSDictionary \*) errorDict;

- (void) netService: (NSNetService \*) sender didNotResolve: (NSDictionary \*) errorDict;

- (void) netServiceDidResolveAddress: (NSNetService \*) sender;

- (void) netServiceDidStop: (NSNetService \*) sender;

- (void) netServiceWillPublish: (NSNetService \*) sender;

- (void) netServiceWillResolve: (NSNetService \*) sender;

Click [here](#) to show toolbars of the Web Online Help System: [show toolbars](#)

◀ PREVIOUS    NEXT ▶

[ [Team LiB](#) ]

## *NSNetServiceBrowser*

*Mac OS X 10.2*

**NSNetServiceBrowser** is the complement to **NSNetService** and it serves two purposes: searching for network domains, and searching for network services advertised on a given domain. When searching for domains we can either look for all domains, or only those that we have registration authority in. These searches are performed by invoking the methods **searchForAllDomains** and **searchForRegistrationDomains**, respectively. For more information about Rendezvous and the Net Services APIs in Foundation, see [Chapter 6](#).



```
@interface NSNetServiceBrowser : NSObject
```

```
// Initializers
```

```
- (id) init;
```

```
// Accessor Methods
```

```
- (void) setDelegate: (id) delegate;
```

```
- (id) delegate;
```

```
// Instance Methods
```

```
- (void) removeFromRunLoop: (NSRunLoop *) aRunLoop forMode: (NSString *) mode;
```

```
- (void) scheduleInRunLoop: (NSRunLoop *) aRunLoop forMode: (NSString *) mode;
```

```
- (void) searchForAllDomains;
```

```
- (void) searchForRegistrationDomains;
```

```
- (void) searchForServicesOfType: (NSString *) type inDomain: (NSString *) domainString;
```

```
- (void) stop;
```

// Methods Implemented by the Delegate

- (void) netServiceBrowser: (NSNetServiceBrowser \*) aNetServiceBrowser didFindDomain: (NSString \*) domainString  
moreComing: (BOOL) moreComing;

- (void) netServiceBrowser: (NSNetServiceBrowser \*) aNetServiceBrowser didFindService: (NSNetService \*)  
aNetService  
moreComing: (BOOL) moreComing;

- (void) netServiceBrowser: (NSNetServiceBrowser \*) aNetServiceBrowser didNotSearch: (NSDictionary \*) errorDict;

- (void) netServiceBrowser: (NSNetServiceBrowser \*) aNetServiceBrowser didRemoveDomain: (NSString \*) domainString  
moreComing: (BOOL) moreComing;

- (void) netServiceBrowser: (NSNetServiceBrowser \*) aNetServiceBrowser didRemoveService: (NSNetService \*)  
aNetService  
moreComing: (BOOL) moreComing;

- (void) netServiceBrowserDidStopSearch: (NSNetServiceBrowser \*) aNetServiceBrowser;

- (void) netServiceBrowserWillSearch: (NSNetServiceBrowser \*) aNetServiceBrowser;

Click [here](#) to show toolbars of the Web Online Help System: [show toolbars](#)

◀ PREVIOUS    NEXT ▶

[ [Team LIB](#) ]

## NSNotification

Mac OS X 10.0

Notifications provide a mechanism for objects that have no other way to communicate with each other. The model used is a multicast model, in which client objects **register** themselves with a notification center to be notified in response to a certain event, which is encapsulated in an **NSNotification** object. **NSNotification** represents both notifications to the notification center, and the notifications that are sent out to the observers of a particular notification.

Clients generally interact with notifications as receivers; that is, they don't create notifications, but extract key bits of information out of received notifications. To obtain information about a notification we use the three methods **name**, **userInfo**, and **object**, which return the notification name, **userInfo** dictionary, and the notification's associated object, respectively.



```
@interface NSNotification : NSObject <NSCoding, NSCopying>
```

```
// Convenience Constructors
```

```
+ (id)notificationWithName: (NSString *) aName object: (id) anObject;
```

```
+ (id)notificationWithName: (NSString *) aName object: (id) anObject userInfo: (NSDictionary *) aUserInfo;
```

```
// Instance Methods
```

```
- (NSString *) name;
```

```
- (id) object;
```

```
- (NSDictionary *) userInfo;
```

```
// Methods Implementing NSCoding
```

```
- (void) encodeWithCoder: (NSCoder *) aCoder;
```

```
- (id) initWithCoder: (NSCoder *) aDecoder;
```

```
// Methods Implementing NSCopying
```

```
- (id) copyWithZone: (NSZone *) zone;
```

[\[ Team LIB \]](#)

[◀ PREVIOUS](#) [NEXT ▶](#)

[This HTML Help has been published using the chm2web software.](#)

Click [here](#) to show toolbars of the Web Online Help System: [show toolbars](#)

◀ PREVIOUS    NEXT ▶

[ [Team LiB](#) ]

## *NSNotificationCenter*

*Mac OS X 10.0*

This class is the core of Cocoa's notification system. Objects **register** with the default notification center to receive notifications posted by other objects. The default notification center, which is also used for system notifications, is obtained using the class method **defaultCenter**.

To **register** an object as a receiver of a specified notification, we use the method **addObserver:selector:name:object:**. The observer is the object that wishes to be notified of the notification identified by **name:**. The **selector:** argument is the selector for the method to be invoked in **Observer:**. The **object:** parameter allows us to restrict the notifications to which the observer responds to those posted by the specified object. To remove an observer we invoke the method **removeObserver:**, which removes the observer for all notifications. If we want to be selective about what notifications from which objects we wish to stop observing, we can use the method **removeObserver:name:object:**.

**NSNotificationCenter** provides three methods for posting notifications: **postNotification:**, **postNotificationName:object:**, and **postNotificationName:object:userInfo:**. Each of these methods offers different levels of control over how the notification is posted.

For more information about the notifications system, see [Chapter 2](#).



```
@interface NSNotificationCenter : NSObject
```

```
// Class Methods
```

```
+ (id) defaultCenter;
```

```
// Instance Methods
```

```
- (void) addObserver: (id) observer selector: (SEL) aSelector name: (NSString *) aName object: (id) anObject;
```

```
- (void) postNotification: (NSNotification *) notification;
```

```
- (void) postNotificationName: (NSString *) aName object: (id) anObject;
```

```
- (void) postNotificationName: (NSString *) aName object: (id) anObject userInfo: (NSDictionary *) aUserInfo;
```



- (void) removeObserver: (id) observer;

- (void) removeObserver: (id) observer name: (NSString \*) aName object: (id) anObject;

## Subclasses

NSDistributedNotificationCenter

[\[ Team LiB \]](#)

[◀ PREVIOUS](#) [NEXT ▶](#)

[This HTML Help has been published using the chm2web software.](#)

## ***NSNotificationQueue***

*Mac OS X 10.0*

This class acts as a buffer for notification centers. Notification queues can be used to allow greater control over the timing of notifications and how they are posted to the notification center. Each thread has its own notification queue, which is associated with the default notification center. For more information about the notification system, see [Chapter 2](#).



```
@interface NSNotificationQueue : NSObject
```

```
// Initializers
```

```
- (id) initWithNotificationCenter: (NSNotificationCenter *) notificationCenter;
```

```
// Class Methods
```

```
+ (NSNotificationQueue *) defaultQueue;
```

```
// Instance Methods
```

```
- (void) dequeueNotificationsMatching: (NSNotification *) notification coal esceMask: (unsigned) coal esceMask;
```

```
- (void) enqueueNotification: (NSNotification *) notification post ingStyl e: (NSPost ingStyl e) post ingStyl e;
```

```
- (void) enqueueNotification: (NSNotification *) notification post ingStyl e: (NSPost ingStyl e) post ingStyl e  
coal esceMask: (unsigned) coal esceMask forModes: (NSArray *) modes;
```

Click [here](#) to show toolbars of the Web Online Help System: [show toolbars](#)

[\[ Team LiB \]](#)

◀ PREVIOUS

NEXT ▶

## ***NSNull***

*Mac OS X 10.0*

This simple class represents a **NULL** value as an object. The utility of this is that an instance of **NSNull** can be added to any of the Foundation collections, which don't provide for the inclusion of **nil**. To create an instance of **NSNull**, simply use the class method **null**.



```
@interface NSNull : NSObject
```

```
// Convenience Constructors
```

```
+ (NSNull *) null;
```

[\[ Team LiB \]](#)

◀ PREVIOUS

NEXT ▶

[This HTML Help has been published using the chm2web software.](#)

Click [here](#) to show toolbars of the Web Online Help System: [show toolbars](#)

[\[ Team Lib \]](#)

◀ PREVIOUS

NEXT ▶

## ***NSNumber***

*Mac OS X 10.0*

**NSNumber** is a wrapper class for the C primitive numeric data types. Using this class, clients can store values of primitive data types, such as **int** and float, in Cocoa collection classes such as **NSArray** or **NSDictionary**, which only handle Objective-C objects.



```
@interface NSNumber : NSValue
```

```
// Convenience Constructors
```

```
+ (NSNumber *) numberWithBool: (BOOL) value;
```

```
+ (NSNumber *) numberWithChar: (char) value;
```

```
+ (NSNumber *) numberWithDouble: (double) value;
```

```
+ (NSNumber *) numberWithFloat: (float) value;
```

```
+ (NSNumber *) numberWithInt: (int) value;
```

```
+ (NSNumber *) numberWithLong: (long) value;
```

```
+ (NSNumber *) numberWithLongLong: (long long) value;
```

```
+ (NSNumber *) numberWithShort: (short) value;
```

```
+ (NSNumber *) numberWithUnsignedChar: (unsigned char) value;
```

```
+ (NSNumber *) numberWithUnsignedInt: (unsigned int) value;
```

```
+ (NSNumber *) numberWithUnsignedLong: (unsigned long) value;
```

```
+ (NSNumber *) numberWithUnsignedLongLong: (unsigned long long) value;
```

```
+ (NSNumber *) numberWithUnsignedShort: (unsigned short) value;
```

```
// Initializers
```

```
- (id) initWithBool: (BOOL) value;
```

```
- (id) initWithChar: (char) value;
```

```
- (id) initWithDouble: (double) value;
```

```
- (id) initWithFloat: (float) value;
```

```
- (id) initWithInt: (int) value;
```

```
- (id) initWithLong: (long) value;
```

```
- (id) initWithLongLong: (long long) value;
```

```
- (id) initWithShort: (short) value;
```

```
- (id) initWithUnsignedChar: (unsigned char) value;
```

```
- (id) initWithUnsignedInt: (unsigned int) value;
```

- (id) initWithUnsignedLong: (unsigned long) value;

- (id) initWithUnsignedLongLong: (unsigned long long) value;

- (id) initWithUnsignedShort: (unsigned short) value;

// Instance Methods

- (BOOL) boolValue;

- (char) charValue;

- (NSComparisonResult) compare: (NSNumber \*) otherNumber;

- (NSDecimal) decimalValue;

- (NSString \*) descriptionWithLocale: (NSDictionary \*) locale;

- (double) doubleValue;

- (float) floatValue;

- (int) intValue;

- (BOOL) isEqualToNumber: (NSNumber \*) number;

- (long long) longLongValue;

- (long) longValue;

- (short) shortValue;

- (NSString \*) stringValue;

- (unsigned char) unsignedCharValue;

- (unsigned int) unsignedIntValue;

- (unsigned long long) unsignedLongLongValue;

- (unsigned long) unsignedLongValue;

- (unsigned short) unsignedShortValue;

## Subclasses

NSDecimalNumber

[\[ Team LIB \]](#)

◀ PREVIOUS

NEXT ▶

[This HTML Help has been published using the chm2web software.](#)

Click [here](#) to show toolbars of the Web Online Help System: [show toolbars](#)


[◀ PREVIOUS](#) [NEXT ▶](#)

[\[ Team Lib \]](#)

## **NSNumberFormatter**

Mac OS X 10.0

This concrete subclass of **NSNumberFormatter** converts the numeric contents of a cell into a user-specified textual representation; textual representations can also be converted to **NSDecimalNumber** objects used to store numeric cell values.



```
@interface NSNumberFormatter : NSNumberFormatter
```

```
// Accessor Methods
```

```
- (void) setAttributedStringForNil: (NSAttributedString *) newAttributedString;
```

```
- (NSAttributedString *) attributedStringForNil;
```

```
- (void) setNegativeFormat: (NSString *) format;
```

```
- (NSString *) negativeFormat;
```

```
- (void) setMaximum: (NSDecimalNumber *) aMaximum;
```

```
- (NSDecimalNumber *) maximum;
```

```
- (void) setAllowsFloats: (BOOL) flag;
```



- (BOOL) allowsFl oats;

- (void) setPosi ti veFormat: (NSSt ring \*) format;

- (NSSt ring \*) posi ti veFormat;

- (void) setMi ni mum: (NSDeci mal Number \*) aMi ni mum;

- (NSDeci mal Number \*) mi ni mum;

- (void) setAttri butedSt ringForZero: (NSAttri butedSt ring \*) newAttri butedSt ring;

- (NSAttri butedSt ring \*) attri butedSt ringForZero;

- (void) setRoundi ngBehavi or: (NSDeci mal NumberHandl er \*) newRoundi ngBehavi or;

- (NSDeci mal NumberHandl er \*) roundi ngBehavi or;

- (void) setFormat: (NSSt ring \*) format;

- (NSSt ring \*) format;

- (void) setHasThousandSeparators: (BOOL) fl ag;

- (BOOL) hasThousandSeparators;

- (void) setLocal i zesFormat: (BOOL) fl ag;

- (BOOL) local i zesFormat;

- (void) setDeci mal Separator: (NSSt ring \*) newSeparator;

- (NSSt ring \*) deci mal Separator;

- (void) setAttributedStringForNotANumber: (NSAttributedString \*) newAttributedString;

- (NSAttributedString \*) attributedStringForNotANumber;

- (void) setTextAttributesForNegativeValues: (NSDictionary \*) newAttributes;

- (NSDictionary \*) textAttributesForNegativeValues;

- (void) setTextAttributesForPositiveValues: (NSDictionary \*) newAttributes;

- (NSDictionary \*) textAttributesForPositiveValues;

- (void) setThousandSeparator: (NSString \*) newSeparator;

- (NSString \*) thousandSeparator;

Click [here](#) to show toolbars of the Web Online Help System: [show toolbars](#)

◀ PREVIOUS    NEXT ▶


[ [Team LiB](#) ]

## ***NSObject***

*Mac OS X 10.0*

---

**NSObject** is the root class of the Cocoa frameworks. This class defines the base functionality that enables objects to work with the Objective-C runtime.



```
@interface NSObject <NSObject>
```

```
// Initializers
```

```
- (id) init;
```

```
// Class Methods
```

```
+ (id) alloc;
```

```
+ (id) allocWithZone: (NSZone *) zone;
```

```
+ (Class) class;
```

```
+ (BOOL) conformsToProtocol: (Protocol *) protocol;
```

```
+ (id) copyWithZone: (NSZone *) zone;
```

```
+ (NSString *) description;
```

```
+ (void) initialize;
```

```
+ (IMP) instanceMethodForSelector: (SEL) aSelector;
```

+ (NSString \*)instanceMethodSignatureForSelector: (SEL) aSelector;

+ (BOOL)instancesRespondToSelector: (SEL) aSelector;

+ (BOOL)isSubclassOfClass: (Class) aClass;

+ (void)load;

+ (id)mutableCopyWithZone: (NSZone \*) zone;

+ (id)new;

+ (void)poseAsClass: (Class) aClass;

+ (void)setVersion: (int) aVersion;

+ (Class)superclass;

+ (int)version;

// Instance Methods

- (void)URL:(NSURL \*) sender resourceDataDidBecomeAvailable:(NSData \*) newBytes;

- (void)URL:(NSURL \*) sender resourceDidFailLoadingWithReason:(NSString \*) reason;

- (void)URLResourceDidCancelLoading:(NSURL \*) sender;

- (void)URLResourceDidFinishLoading:(NSURL \*) sender;

- (id)awakeAfterUsingCoder:(NSCoder \*) aDecoder;

- (unsigned long)classCode;

- (Class)classForArchiver;

- (Class)classForCoder;

- (Class) classForKeyedArchiver;

- (Class) classForPortCoder;

- (NSString \*) className;

- (id) copy;

- (void) dealloc;

- (void) doesNotRecognizeSelector: (SEL) aSelector;

- (void) forwardInvocation: (NSInvocation \*) anInvocation;

- (IMP) methodForSelector: (SEL) aSelector;

- (NSMethodSignature \*) methodSignatureForSelector: (SEL) aSelector;

- (id) mutableCopy;

- (void) performSelector: (SEL) aSelector withObject: (id) anArgument afterDelay: (NSTimeInterval) delay;

- (void) performSelector: (SEL) aSelector withObject: (id) anArgument afterDelay: (NSTimeInterval) delay  
inModes: (NSArray \*) modes;

- (void) performSelectorOnMainThread: (SEL) aSelector withObject: (id) arg waitUntilDone: (BOOL) wait;

- (void) performSelectorOnMainThread: (SEL) aSelector withObject: (id) arg waitUntilDone: (BOOL) wait  
modes: (NSArray \*) array;

- (id) replacementObjectForArchiver: (NSArchiver \*) archiver;

- (id) replacementObjectForCoder: (NSCoder \*) aCoder;

- (id) replacementObjectForKeyedArchiver: (NSKeyedArchiver \*) archiver;

- (id) replacementObjectForPortCoder: (NSPortCoder \*) coder;

// Methods Implementing NSObject

- (BOOL) isEqual: (id) object;

- (unsigned) hash;

- (Class) superclass;

- (Class) class;

- (id) self;

- (NSZone \*) zone;

- (id) performSelector: (SEL) aSelector;

- (id) performSelector: (SEL) aSelector withObject: (id) object;

- (id) performSelector: (SEL) aSelector withObject: (id) object1 withObject: (id) object2;

- (BOOL) isProxy;

- (BOOL) isKindOfClass: (Class) aClass;

- (BOOL) isKindOfClass: (Class) aClass;

- (BOOL) conformsToProtocol: (Protocol \*) aProtocol;

- (BOOL) respondsToSelector: (SEL) aSelector;

- (id) retain;

- (oneway void) release;

- (id) autorelease;

- (unsigned) retainCount;

- (NSString \*) description;

# Subclasses

NSObject is a root class.

[\[ Team LiB \]](#)

[◀ PREVIOUS](#) [NEXT ▶](#)

---

[This HTML Help has been published using the chm2web software.](#)

Click [here](#) to show toolbars of the Web Online Help System: [show toolbars](#)

[\[ Team LiB \]](#)

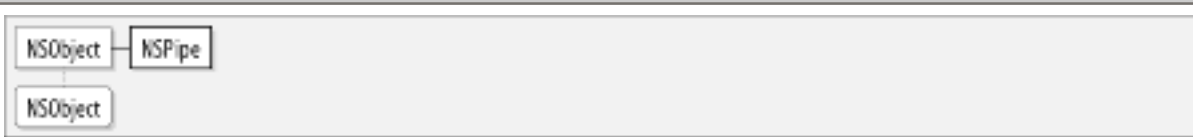
◀ PREVIOUS

NEXT ▶

## *NSPipe*

Mac OS X 10.0

This class provides an interface to objects that represent Unix pipes that can be used to transfer data between applications. Pipes are one-way communication channels with a read-end and a write-end. **NSFileHandle** objects representing these ends of the pipes are obtained by invoking **fileHandleForReading** and **fileHandleForWriting**.



```
@interface NSPipe : NSObject
```

```
// Convenience Constructors
```

```
+ (id) pipe;
```

```
// Initializers
```

```
- (id) init;
```

```
// Instance Methods
```

```
- (NSFileHandle *) fileHandleForReading;
```

```
- (NSFileHandle *) fileHandleForWriting;
```

[\[ Team LiB \]](#)

◀ PREVIOUS

NEXT ▶





## ***NSPort***

*Mac OS X 10.0*

This class is an abstract class that declares the interface to objects that serve as endpoints for communication between two threads or tasks. Cocoa's distributed objects system implements interprocess communication using subclasses of ***NSPort***. The Foundation framework implements three concrete subclasses of ***NSPort***: ***NSMessagePort***, ***NSMachPort***, and ***NSSocketPort***. ***NSMessagePort*** and ***NSMachPort*** are used for local communications only, while ***NSSocketPort*** can be used for either local or remote communication over a network.



```
@interface NSPort : NSObject <NSCoding, NSCopying>
```

```
// Convenience Constructors
```

```
+ (NSPort *)port;
```

```
// Accessor Methods
```

```
- (void)setDelegate: (id)anId;
```

```
- (id)delegate;
```

```
// Class Methods
```

```
+ (id)allocWithZone: (NSZone *)zone;
```

```
// Instance Methods
```

```
- (void)addConnection: (NSConnection *)conn toRunLoop: (NSRunLoop *)runLoop forMode: (NSString *)mode;
```

```
- (BOOL)isValid;
```

```
- (void) invalidate;
```

```
- (void) removeConnection: (NSConnection *) conn fromRunLoop: (NSRunLoop *) runLoop forMode: (NSString *) mode;
```

```
- (void) removeFromRunLoop: (NSRunLoop *) runLoop forMode: (NSString *) mode;
```

```
- (unsigned) reservedSpaceLength;
```

```
- (void) scheduleInRunLoop: (NSRunLoop *) runLoop forMode: (NSString *) mode;
```

```
- (BOOL) sendBeforeDate: (NSDate *) limitDate components: (NSMutableArray *) components from: (NSPort *)  
receivePort  
reserved: (unsigned) headerSpaceReserved;
```

```
- (BOOL) sendBeforeDate: (NSDate *) limitDate msgid: (unsigned) msgID components: (NSMutableArray *) components  
reserved: (unsigned) headerSpaceReserved;
```

```
// Methods Implementing NSCoding
```

```
- (void) encodeWithCoder: (NSCoder *) aCoder;
```

```
- (id) initWithCoder: (NSCoder *) aDecoder;
```

```
// Methods Implementing NSCopying
```

```
- (id) copyWithZone: (NSZone *) zone;
```

```
// Methods Implemented by the Delegate
```

```
- (void) handlePortMessage: (NSPortMessage *) message;
```

## Subclasses

NSMessagePort, NSSocketPort

[\[ Team Lib \]](#)

[◀ PREVIOUS](#) [NEXT ▶](#)

[This HTML Help has been published using the chm2web software.](#)

## ***NSPortCoder***

*Mac OS X 10.0*

This concrete subclass of `NSCoder` is used by the distributed objects system to encode, transmit, and decode object proxies between two `NSConnection` objects residing in separate processes (objects, too, can be transmitted using this class).



```
@interface NSPortCoder : NSCoder
```

```
// Initializers
```

```
- (id) initWithReceivePort: (NSPort *)rcvPort sendPort: (NSPort *)sndPort components: (NSArray *)comps;
```

```
// Class Methods
```

```
+ (id) portCoderWithReceivePort: (NSPort *)rcvPort sendPort: (NSPort *)sndPort components: (NSArray *)comps;
```

```
// Instance Methods
```

```
- (NSConnection *)connection;
```

```
- (NSPort *)decodePortObject;
```

```
- (void)dispatch;
```

```
- (void)encodePortObject: (NSPort *)aport;
```

```
- (BOOL)isBycopy;
```

```
- (BOOL)isByref;
```

Click [here](#) to show toolbars of the Web Online Help System: [show toolbars](#)

◀ PREVIOUS

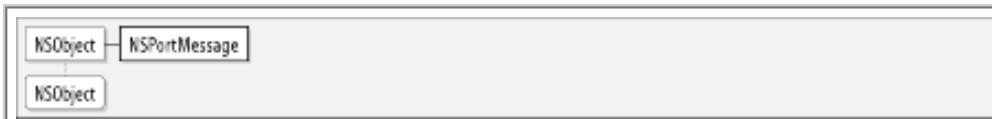
NEXT ▶

[ [Team LIB](#) ]

## *NSPortMessage*

*Mac OS X 10.0*

Instances of this class represent low-level interapplication communication messages. Cocoa's distributed objects system uses this class extensively for communications between applications on the same host machine. Associated with each port message is a sending `NSPort`, a receiving `NSPort`, and an array of message components that may be instances of `NSData` or `NSPort`. Instances of this class are initialized using the method `initWithSendPort:receivePort:components:`. Messages are sent by invoking the method `sendBeforeDate:`. Finally, the `components` method is used to retrieve the components of a port message, while `sendPort` and `receivePort` are used to retrieve the port message's send and receive port objects. Applications should make use of the high-level Distributed Objects API for interapplication communication, and resort to raw messaging with port messages for exceptional circumstances.



```
@interface NSPortMessage : NSObject
```

```
// Initializers
```

```
- (id) initWithSendPort: (NSPort *) sendPort receivePort: (NSPort *) replyPort components: (NSArray *) components;
```

```
// Accessor Methods
```

```
- (void) setMsgId: (unsigned) msgId;
```

```
- (unsigned) msgId;
```

```
// Instance Methods
```

```
- (NSArray *) components;
```

```
- (NSPort *) receivePort;
```

```
- (BOOL) sendBeforeDate: (NSDate *) date;
```

```
- (NSPort *) sendPort;
```



Click [here](#) to show toolbars of the Web Online Help System: [show toolbars](#)

[\[ Team Lib \]](#)

◀ PREVIOUS    NEXT ▶

## ***NSPortNameServer***

*Mac OS X 10.0*

This class is used by the distributed objects system to provide port registration services for **NSConnecti on** objects. Instances of **NSPortNameServer** are obtained using the class method **systemDefaultPortNameServer**. Ports are registered using the method **registerPort:name:**, and unregistered with **removePortForName:**. To locate a port, invoke **portForName:** or **portForName:host:**; the former is used to locate ports on the local host, while the latter is used to locate ports over a network.



```
@interface NSPortNameServer : NSObject
```

```
// Class Methods
```

```
+ (NSPortNameServer *) systemDefaultPortNameServer;
```

```
// Instance Methods
```

```
- (NSPort *) portForName: (NSString *) name;
```

```
- (NSPort *) portForName: (NSString *) name host: (NSString *) host;
```

```
- (BOOL) registerPort: (NSPort *) port name: (NSString *) name;
```

```
- (BOOL) removePortForName: (NSString *) name;
```

## **Subclasses**

NSMachBootstrapServer, NSMessagePortNameServer, NSSocketPortNameServer

[\[ Team LiB \]](#)

◀ PREVIOUS

NEXT ▶

---

[This HTML Help has been published using the chm2web software.](#)



## *NSPositionalSpecifier*

*Mac OS X 10.0*

This class represents the scripting language reference form used to specify an insertion point in a collection of objects in relation to another object in the container.



```
@interface NSPositionalSpecifier : NSObject
```

```
// Initializers
```

```
- (id)initWithPosition: (NSInsertionPosition) position objectSpecifier: (NSScriptObjectSpecifier *) specifier;
```

```
// Accessor Methods
```

```
- (void)setInsertionClassDescription: (NSScriptClassDescription *) classDescription;
```

```
// Instance Methods
```

```
- (id)insertionContainer;
```

```
- (void)evaluate;
```

```
- (int)insertionIndex;
```

```
- (NSString *)insertionKey;
```

```
- (BOOL)insertionReplaces;
```

Click [here](#) to show toolbars of the Web Online Help System: [show toolbars](#)

[\[ Team LiB \]](#)

◀ PREVIOUS    NEXT ▶

## ***NSProcessInfo***

*Mac OS X 10.0*

This class provides an way for applications to discover information about their current process and host. This information includes such things as the execution arguments, environment variables, process ID, and the process name. Using **NSProcessInfo**, clients may also discover information about the host, such as the host name, and the operating system name and version. **NSProcessInfo** returns the operating system version in a human-readable form that is unsuitable for parsing.



```
@interface NSProcessInfo : NSObject
```

```
// Accessor Methods
```

```
- (void) setProcessName: (NSString *) newName;
```

```
- (NSString *) processName;
```

```
// Class Methods
```

```
+ (NSProcessInfo *) processInfo;
```

```
// Instance Methods
```

```
- (NSDictionary *) environment;
```

- (NSString \*) globallyUniqueString;

- (unsigned int) operatingSystem;

- (NSString \*) operatingSystemName;

- (NSString \*) operatingSystemVersionString;

- (int) processIdentifier;

- (NSArray \*) arguments;

- (NSString \*) hostName;

[\[ Team Lib \]](#)

◀ PREVIOUS

NEXT ▶

[This HTML Help has been published using the chm2web software.](#)

Click [here](#) to show toolbars of the Web Online Help System: [show toolbars](#)

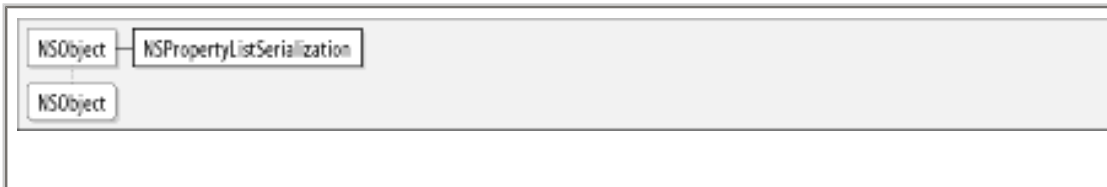
[\[ Team LiB \]](#)

◀ PREVIOUS    NEXT ▶

## *NSPropertyListSerialization*

*Mac OS X 10.2*

This class provides functionality to convert organizations of property list objects (*NSArray*, *NSDictionary*, *NSData*, *NSString*, and *NSNumber*) to and from XML or binary data formats.



```
@interface NSPropertyListSerialization : NSObject
```

```
// Class Methods
```

```
+ (NSData *) dataFromPropertyList: (id)plist format: (NSPropertyListFormat) format  
  errorDescription: (NSString **) errorString;
```

```
+ (BOOL) propertyList: (id)plist isValidForFormat: (NSPropertyListFormat) format;
```

```
+ (id) propertyListFromData: (NSData *)data mutabilityOption: (NSPropertyListMutabilityOptions) opt  
  format: (NSPropertyListFormat *)format errorDescription: (NSString **) errorString;
```

[\[ Team LiB \]](#)

◀ PREVIOUS    NEXT ▶

[This HTML Help has been published using the chm2web software.](#)

Click [here](#) to show toolbars of the Web Online Help System: [show toolbars](#)

[ [Team LiB](#) ]

◀ PREVIOUS    NEXT ▶

## *NSPropertySpecifier*

Mac OS X 10.0

This class represents the scripting language reference form used to specify an attribute of an object or a relationship between the target object and one or more additional objects.



```
@interface NSPropertySpecifier : NSScriptObjectSpecifier
```

[ [Team LiB](#) ]

◀ PREVIOUS    NEXT ▶

[This HTML Help has been published using the chm2web software.](#)

Click [here](#) to show toolbars of the Web Online Help System: [show toolbars](#)


[\[ Team LiB \]](#)

◀ PREVIOUS    NEXT ▶

## ***NSProtocolChecker***

*Mac OS X 10.0*

This class is used to provide a proxy for an object (the protocol checker's delegate) that filters messages sent to the object based on a formal protocol. Cocoa's distributed objects system uses this class to improve the performance of a distributed objects connection by limiting the messages sent an object to those agreed upon in a protocol. Instances of **NSProtocolChecker** are initialized with the method **initWithTarget:protocol:**. **Target:** is the object the protocol check will act as a proxy for, while **protocol:** is the protocol that defines what methods will be forwarded to the target object by the protocol checker. Note that the argument type for **protocol:** is a protocol object: **Protocol \***. To obtain a pointer to a protocol, use the **@protocol (protocolName)** compiler directive.



```
@interface NSProtocolChecker : NSProxy
```

```
// Initializers
```

```
- (id) initWithTarget: (NSObject *) anObject protocol: (Protocol *) aProtocol;
```

```
// Class Methods
```

```
+ (id) protocolCheckerWithTarget: (NSObject *) anObject protocol: (Protocol *) aProtocol;
```

```
// Instance Methods
```

```
- (Protocol *) protocol;
```

```
- (NSObject *) target;
```



Click [here](#) to show toolbars of the Web Online Help System: [show toolbars](#)

[\[ Team LiB \]](#)

◀ PREVIOUS


NEXT ▶

## ***NSProxy***

*Mac OS X 10.0*

This class is the only other root class in the Cocoa frameworks besides `NSObject`. `NSProxy` defines an interface to objects that stand-in for other objects. The concrete subclass, `NSDistantObject`, is an integral part of the distributed objects system where proxy objects are used to represent in a process objects that have been vended by another process.

Distributed messaging is not, however, the only use of proxy objects. They can also stand-in for objects that have not yet been created. When the proxy object receives a message for the object it is representing, then it can load the object and replace itself with the real object. This is useful for objects that may be too expensive resource-wise to create when their existence may not be needed.



```
@interface NSProxy <NSObject>
```

```
// Class Methods
```

```
+ (id)alloc;
```

```
+ (id)allocWithZone: (NSZone *) zone;
```

```
+ (Class)class;
```

```
+ (BOOL)respondToSelector: (SEL) aSelector;
```

```
// Instance Methods
```



- (void) dealloc;

- (NSString \*) description;

- (void) forwardInvocation: (NSInvocation \*) invocation;

- (NSString \*) methodSignatureForSelector: (SEL) sel;

// Methods Implementing NSObject

- (BOOL) isEqual: (id) object;

- (unsigned) hash;

- (Class) superclass;

- (Class) class;

- (id) self;

- (NSZone \*) zone;

- (id) performSelector: (SEL) aSelector;

- (id) performSelector: (SEL) aSelector

withObject: (id) object;

- (id) performSelector: (SEL) aSelector withObject: (id) object1 withObject: (id) object2;

- (BOOL) isProxy;

- (BOOL) isKindOfClass: (Class) aClass;

- (BOOL) isMemberOfClass: (Class) aClass;
- (BOOL) conformsToProtocol: (Protocol \*) aProtocol;
- (BOOL) respondsToSelector: (SEL) aSelector;
- (id) retain;
- (oneway void) release;
- (id) autorelease;
- (unsigned) retainCount;
- (NSString \*) description;

## Subclasses

NSProxy is a root class.

[\[ Team Lib \]](#)

◀ PREVIOUS

NEXT ▶

[This HTML Help has been published using the chm2web software.](#)

Click [here](#) to show toolbars of the Web Online Help System: [show toolbars](#)

[\[ Team LiB \]](#)

◀ PREVIOUS

NEXT ▶

## ***NSQuitCommand***

*Mac OS X 10.0*

Instances of this class causes its specified application to quit when executed. This class participates in Cocoa's scripting system.



```
@interface NSQuitCommand : NSScriptCommand
```

```
// Instance Methods
```

```
- (NSSaveOptions) saveOptions;
```

[\[ Team LiB \]](#)

◀ PREVIOUS

NEXT ▶

[This HTML Help has been published using the chm2web software.](#)

Click [here](#) to show toolbars of the Web Online Help System: [show toolbars](#)

[\[ Team LiB \]](#)

◀ PREVIOUS    NEXT ▶

## ***NSRandomSpecifier***

*Mac OS X 10.0*

This class represents the scripting language reference form used to specify an arbitrary object in a collection of objects.



```
@interface NSRandomSpecifier : NSScriptObjectSpecifier
```

[\[ Team LiB \]](#)

◀ PREVIOUS    NEXT ▶

[This HTML Help has been published using the chm2web software.](#)

Click [here](#) to show toolbars of the Web Online Help System: [show toolbars](#)

[\[ Team LiB \]](#)

◀ PREVIOUS

NEXT ▶

## *NSRangeSpecifier*

*Mac OS X 10.0*

This class represents the scripting language reference form used to specify a range of objects within a collection.



```
@interface NSRangeSpecifier : NSScriptObjectSpecifier
```

```
// Initializers
```

```
- (id)initWithContainingClassDescription: (NSScriptClassDescription *) classDesc  
    containingSpecifier: (NSScriptObjectSpecifier *) containingKey: (NSString *) property  
    startSpecifier: (NSScriptObjectSpecifier *) startSpec endSpecifier: (NSScriptObjectSpecifier *) endSpec;
```

```
// Accessor Methods
```

```
- (void)setStartSpecifier: (NSScriptObjectSpecifier *) startSpec;
```

```
- (NSScriptObjectSpecifier *) startSpecifier;
```

```
- (void)setEndSpecifier: (NSScriptObjectSpecifier *) endSpec;
```

```
- (NSScriptObjectSpecifier *) endSpecifier;
```

[\[ Team LiB \]](#)

◀ PREVIOUS

NEXT ▶

[This HTML Help has been published using the chm2web software.](#)

Click [here](#) to show toolbars of the Web Online Help System: [show toolbars](#)

[\[ Team LIB \]](#)


◀ PREVIOUS

NEXT ▶

## ***NSRecursiveLock***

*Mac OS X 10.0*

This class is an implementation of the **NSLocking** protocol that provides a lock that may be acquired multiply by a single thread without creating a deadlock condition. See [Chapter 2](#) for more information on how locking works.



```
@interface NSRecursiveLock : NSObject <NSLocking>
```

```
// Instance Methods
```

```
- (BOOL)lockBeforeDate:(NSDate *)limit;
```

```
- (BOOL)tryLock;
```

```
// Methods Implementing NSLocking
```

```
- (void)lock;
```

```
- (void)unlock;
```

[\[ Team LIB \]](#)

◀ PREVIOUS

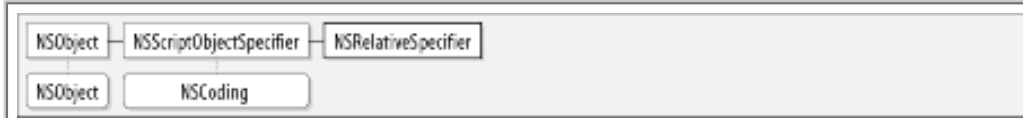
NEXT ▶

[This HTML Help has been published using the chm2web software.](#)

## *NSRelativeSpecifier*

Mac OS X 10.0

This class represents the scripting language reference form used to specify the position of one object relative to another.



```
@interface NSRelativeSpecifier : NSScriptObjectSpecifier
```

```
// Initializers
```

```
- (id)initWithContainerClassDescription: (NSScriptClassDescription *) classDesc  
    containerSpecifier: (NSScriptObjectSpecifier *) container key: (NSString *) property  
    relativePosition: (NSRelativePosition) relPos baseSpecifier: (NSScriptObjectSpecifier *) baseSpecifier;
```

```
// Accessor Methods
```

```
- (void)setRelativePosition: (NSRelativePosition) relPos;
```

```
- (NSRelativePosition) relativePosition;
```

```
- (void)setBaseSpecifier: (NSScriptObjectSpecifier *) baseSpecifier;
```

```
- (NSScriptObjectSpecifier *) baseSpecifier;
```

Click [here](#) to show toolbars of the Web Online Help System: [show toolbars](#)

◀ PREVIOUS    NEXT ▶

[ [Team LiB](#) ]

## ***NSRunLoop***

*Mac OS X 10.0*

This class manages input sources for a thread. In Cocoa, input sources may include mouse and keyboard events, as well as *NSPorts*, *NSTimers*, and *NSConnections*. *NSRunLoop* serves as an interface between an application and the rest of the operating system. When events from the mouse, keyboard, or other peripherals are received in the operating system, they are forwarded to the active application through that application's run-loop. The run-loop monitors all of its input sources continuously for events, and dispatches them to the appropriate object in an application. For more information on *NSRunLoop* and event handling in Cocoa, see [Chapter 3](#).

Every instance of *NSApplication* creates and manages its own run-loop. This is the main run-loop of the application. Because this run-loop is created for us, we don't need to use any of the *NSRunLoop* APIs. However, new threads do not have a run-loop object associated with them. For a thread to participate in event handling and notification from other run-loop sources, create a run-loop for any the thread. If you need to have access to a run-loop object, then you can obtain a pointer to the run-loop of the current thread by invoking the class method *currentRunLoop*. If you need to start your own run-loop in a thread, you must first create the run-loop using *alloc* and *init*, and send a *run* message to the run-loop object.

*NSRunLoop* objects are based on Core Foundation *CFRunLoop* objects. The method *getCFRunLoop* returns an *NSRunLoop*'s underlying Core Foundation run-loop.



```
@interface NSRunLoop : NSObject
```

```
// Class Methods
```

```
+ (NSRunLoop *) currentRunLoop;
```

```
// Instance Methods
```

```
- (void) acceptInputForMode: (NSString *) mode beforeDate: (NSDate *) limitDate;
```

```
- (void) addPort: (NSPort *) aPort forMode: (NSString *) mode;
```



- (void) addTimer: (NSTimer \*) timer forMode: (NSString \*) mode;
- (void) cancelPerformSelector: (SEL) aSelector target: (id) target argument: (id) arg;
- (void) cancelPerformSelectorsWithTarget: (id) target;
- (void) configureAsServer;
- (NSString \*) currentMode;
- (CFRunLoopRef) getCFRunLoop;
- (NSDate \*) limitDateForMode: (NSString \*) mode;
- (void) performSelector: (SEL) aSelector target: (id) target argument: (id) arg order: (unsigned) order modes: (NSArray \*) modes;
- (void) removePort: (NSPort \*) aPort forMode: (NSString \*) mode;
- (void) run;
- (BOOL) runMode: (NSString \*) mode beforeDate: (NSDate \*) limitDate;
- (void) runUntilDate: (NSDate \*) limitDate;

Click [here](#) to show toolbars of the Web Online Help System: [show toolbars](#)


[\[ Team LIB \]](#)

◀ PREVIOUS    NEXT ▶

## ***NSScanner***

*Mac OS X 10.0*

This class declares an API for objects that can interpret and convert a string into individual number and string values. When you create a scanner object, you assign it the string to scan. Scanner objects are created with the method `scannerWithString:`, or initialized with `initWithString:`. A scanner works by interpreting and converting string and number values based on the scan message sent to the scanner object. For example, if the method `scanInt:` is invoked, the scanner will scan through the string searching from the next available integer. Scanning usually happens within a loop, until the entire string has been scanned. Clients can test whether or not the scanner is at the end of the string using the method `isAtEnd`.



```
@interface NSScanner : NSObject <NSCopying>
```

```
// Convenience Constructors
```

```
+ (id) scannerWithString: (NSString *) string;
```

```
// Initializers
```

```
- (id) initWithString: (NSString *) string;
```

```
// Accessor Methods
```

```
- (void) setCaseSensitive: (BOOL) flag;
```

```
- (BOOL) caseSensitive;
```

- (void) setScanLocation: (unsigned) pos;

- (unsigned) scanLocation;

- (void) setCharactersToBeSkipped: (NSCharacterSet \*) set;

- (NSCharacterSet \*) charactersToBeSkipped;

- (void) setLocale: (NSDictionary \*) dict;

- (NSDictionary \*) locale;

// Class Methods

+ (id) localizedScannerWithString: (NSString \*) string;

// Instance Methods

- (BOOL) scanCharactersFromSet: (NSCharacterSet \*) set intoString: (NSString \*\*) value;

- (BOOL) scanDecimal: (NSDecimal \*) dcm;

- (BOOL) isAtEnd;

- (BOOL) scanDouble: (double \*) value;

- (BOOL) scanFloat: (float \*) value;

- (BOOL) scanHexInt: (unsigned \*) value;

- (BOOL) scanInt: (int \*) value;

- (BOOL) scanLongLong: (long long \*) value;

```
- (BOOL) scanString: (NSString *) string intoString: (NSString **) value;
```

```
- (BOOL) scanUpToCharactersFromSet: (NSCharacterSet *) set intoString: (NSString **) value;
```

```
- (BOOL) scanUpToString: (NSString *) string intoString: (NSString **) value;
```

```
- (NSString *) string;
```

```
// Methods Implementing NSCopying
```

```
- (id) copyWithZone: (NSZone *) zone;
```

[\[ Team LiB \]](#)

[◀ PREVIOUS](#) [NEXT ▶](#)

[This HTML Help has been published using the chm2web software.](#)

## ***NSScriptClassDescription***

*Mac OS X 10.0*

This class is used by Cocoa's scripting information to encapsulate information about scriptable classes, and to provide an interface to determine characteristics and properties of scriptable objects.



```
@interface NSScriptClassDescription : NSClassDescription
```

```
// Initializers
```

```
- (id) initWithSuiteName: (NSString *) suiteName className: (NSString *) className dictionary: (NSDictionary *) dict;
```

```
// Instance Methods
```

```
- (unsigned long) applicationEventCode;
```

```
- (unsigned long) applicationEventCodeForKey: (NSString *) key;
```

```
- (NSScriptClassDescription *) classDescriptionForKey: (NSString *) key;
```

```
- (NSString *) className;
```

```
- (NSString *) defaultSubcontainerAttributeKey;
```

```
- (BOOL) isLocationRequiredToCreateForKey: (NSString *) toManyRelationshipKey;
```

```
- (BOOL) isReadOnlyKey: (NSString *) key;
```

```
- (NSString *) keyWithApplicationEventCode: (unsigned long) code;
```

```
- (BOOL) matchesApplicationEventCode: (unsigned long) code;
```

- (SEL) selectorForCommand: (NSScriptCommandDescription \*) commandDef;

- (NSString \*) suiteName;

- (NSScriptClassDescription \*) superClassDescription;

- (BOOL) supportsCommand: (NSScriptCommandDescription \*) commandDef;

- (NSString \*) typeForKey: (NSString \*) key;

Click [here](#) to show toolbars of the Web Online Help System: [show toolbars](#)

◀ PREVIOUS

NEXT ▶

[\[ Team LiB \]](#)

## ***NSScriptCoercionHandler***

*Mac OS X 10.0*

This class is used by Cocoa's scripting system to translate one scripting data type into another data type, which is a common task in key-value coding operations.



```
@interface NSScriptCoercionHandler : NSObject
```

```
// Class Methods
```

```
+ (NSScriptCoercionHandler *)sharedCoercionHandler;
```

```
// Instance Methods
```

```
- (id) coerceValue: (id) value toClass: (Class) toClass;
```

```
- (void) registerCoercer: (id) coercer selector: (SEL) selector toConvertFromClass: (Class) fromClass toClass: (Class) toClass;
```

◀ PREVIOUS

NEXT ▶

[\[ Team LiB \]](#)

[This HTML Help has been published using the chm2web software.](#)

Click [here](#) to show toolbars of the Web Online Help System: [show toolbars](#)

[\[ Team LIB \]](#)


◀ PREVIOUS

NEXT ▶

## ***NSScriptCommand***

*Mac OS X 10.0*

This class represents a scripting statement in Cocoa's scripting system. A scripting statement is something like "set bounds of front window to 1104, 360, 1280, 561}". When an application receives the Apple Event corresponding to this script statement, it is translated into an instance **NSScriptCommand**.



```
@interface NSScriptCommand : NSObject <NSCoding>
```

```
// Initializers
```

```
- (id) initWithCommandDescription: (NSScriptCommandDescription *) commandDef;
```

```
// Accessor Methods
```

```
- (void) setReceiversSpecifier: (NSScriptObjectSpecifier *) receiversRef;
```

```
- (NSScriptObjectSpecifier *) receiversSpecifier;
```

```
- (void) setDirectParameter: (id) directParameter;
```

```
- (id) directParameter;
```

```
- (void) setScriptErrorNumber: (int) num;
```



```
- (int) scriptErrorNumber;
```

```
- (void) setScriptErrorString: (NSString *) str;
```

```
- (NSString *) scriptErrorString;
```

```
- (void) setArguments: (NSDictionary *) args;
```

```
- (NSDictionary *) arguments;
```

```
// Instance Methods
```

```
- (NSScriptCommandDescription *) commandDescription;
```

```
- (NSDictionary *) evaluatedArguments;
```

```
- (id) evaluatedReceivers;
```

```
- (id) executeCommand;
```

```
- (BOOL) isWellFormed;
```

```
- (id) performDefaultImplementation;
```

```
// Methods Implementing NSCoder
```

```
- (void) encodeWithCoder: (NSCoder *) aCoder;
```

```
- (id) initWithCoder: (NSCoder *) aDecoder;
```

## Subclasses

NSCloneCommand, NSCloseCommand, NSCountCommand, NSCreateCommand, NSDeleteCommand, NSExistsCommand, NSGetCommand, NSMoveCommand, NSQuitCommand, NSSetCommand



Click [here](#) to show toolbars of the Web Online Help System: [show toolbars](#)

[\[ Team LIB \]](#)

◀ PREVIOUS

NEXT ▶

## ***NSScriptCommandDescription***

*Mac OS X 10.0*

This class represents a scripting command within a Cocoa application, framework, or bundle. The job of this class is to provide information about a class and method, including all argument and return types, that is used to represent a scripting command.



```
@interface NSScriptCommandDescription : NSObject <NSCoding>
```

```
// Initializers
```

```
- (id) initWithSuiteName: (NSString *) suiteName commandName: (NSString *) commandName  
dictionary: (NSDictionary *) commandDefDict;
```

```
// Instance Methods
```

```
- (unsigned long) applicationEventClassCode;
```

```
- (unsigned long) applicationEventCode;
```

```
- (unsigned long) applicationEventCodeForArgumentWithName: (NSString *) argName;
```

```
- (unsigned long) applicationEventCodeForReturnType;
```

```
- (NSArray *) argumentNames;
```

- (NSString \*) commandClassName;

- (NSString \*) commandName;

- (NSScriptCommand \*) createCommandInstance;

- (NSScriptCommand \*) createCommandInstanceWithZone: (NSZone \*) zone;

- (BOOL) isOptionalArgumentWithName: (NSString \*) argName;

- (NSString \*) returnType;

- (NSString \*) suiteName;

- (NSString \*) typeForArgumentWithName: (NSString \*) argName;

// Methods Implementing NSCoder

- (void) encodeWithCoder: (NSCoder \*) aCoder;

- (id) initWithCoder: (NSCoder \*) aDecoder;

Click [here](#) to show toolbars of the Web Online Help System: [show toolbars](#)

[\[ Team LIB \]](#)


◀ PREVIOUS

NEXT ▶

## ***NSScriptExecutionContext***

*Mac OS X 10.0*

Every scripting command is executed within some context that determines which objects are involved in the command. This class declares the interface to the shared application object that represents the execution context of scripting commands.



```
@interface NSScriptExecutionContext : NSObject
```

```
// Accessor Methods
```

```
- (void) setTopLevelObject: (id) obj;
```

```
- (id) topLevelObject;
```

```
- (void) setObjectBeingTested: (id) obj;
```

```
- (id) objectBeingTested;
```

```
- (void) setRangeContainerObject: (id) obj;
```

```
- (id) rangeContainerObject;
```

```
// Class Methods
```

```
+ (NSScriptExecutionContext *) sharedScriptExecutionContext;
```

[\[ Team LIB \]](#)

◀ PREVIOUS

NEXT ▶

[This HTML Help has been published using the chm2web software.](#)

Click [here](#) to show toolbars of the Web Online Help System: [show toolbars](#)

[ [Team LiB](#) ]

◀ PREVIOUS    NEXT ▶

## ***NSScriptObjectSpecifier***

*Mac OS X 10.0*

This is an abstract class for classes of objects known as *object specifiers*. An object specifier is a representation of a scripting language reference form that is used to identify objects in relation to container objects. Object specifiers are used to represent the portions of an AppleScript used to identify the object that is the target of a script command. For example, in the AppleScript `get word 3 of paragraph 15 of the front document` there are three object specifiers: `word 3`, `paragraph 15`, and `front document`.

Object specifiers are nested, where more general specifiers are evaluated to provide an evaluation context for their nested child specifier. In the example, the specifier `front paragraph` is evaluated first to provide a container in which the specifier `paragraph 15` can be evaluated. The scripting system evaluates object specifiers in this way to determine what object in the application should be the recipient of the command being executed.

The Foundation framework implements several subclasses of `NSScriptObjectSpecifier`. These subclasses implement object specifiers that represent the various AppleScript language constructs (reference forms) used to identify the targets of script commands.



```
@interface NSScriptObjectSpecifier : NSObject <NSCoding>

// Initializers

- (id)initWithContainerClassDescription:(NSScriptClassDescription *)classDesc
  containerSpecifier:(NSScriptObjectSpecifier *)container key:(NSString *)property;

- (id)initWithContainerSpecifier:(NSScriptObjectSpecifier *)container key:(NSString *)property;

// Accessor Methods

- (void)setEvaluationErrorNumber:(int)error;

- (int)evaluationErrorNumber;
```

- (void) setContainedInObjectBeingTested: (BOOL) flag;

- (BOOL) containedInObjectBeingTested;

- (void) setChildSpecifiers: (NSScriptObjectSpecifier \*) child;

- (NSScriptObjectSpecifier \*) childSpecifiers;

- (void) setKey: (NSString \*) key;

- (NSString \*) key;

- (void) setContainedInRangeContainedObject: (BOOL) flag;

- (BOOL) containedInRangeContainedObject;

- (void) setContainedInClassDescription: (NSScriptClassDescription \*) classDesc;

- (NSScriptClassDescription \*) containedInClassDescription;

- (void) setContainedInSpecifier: (NSScriptObjectSpecifier \*) subRef;

- (NSScriptObjectSpecifier \*) containedInSpecifier;

#### // Instance Methods

- (NSScriptObjectSpecifier \*) evaluateOnErrorSpecifier;

- (int \*) indicesOfObjectsByEvaluatingWithContained: (id) contained count: (int \*) count;

- (NSScriptClassDescription \*) keyClassDescription;

- (id) objectsByEvaluatingSpecifier;

- (id) objectsByEvaluatingWithContainers: (id) containers;

#### // Methods Implementing NSCoding



```
- (void) encodeWithCoder: (NSCoder *) aCoder;
```

```
- (id) initWithCoder: (NSCoder *) aDecoder;
```

## Subclasses

[NSIndexSpecifier](#), [NSMiddl eSpecifier](#), [NSNameSpecifier](#), [NSPropertySpecifier](#), [NSRandomSpecifier](#),  
[NSRangeSpecifier](#), [NSRelativeSpecifier](#), [NSUniqueIDSpecifier](#), [NSWhoseSpecifier](#)

[\[ Team LiB \]](#)

[← PREVIOUS](#) [NEXT →](#)

[This HTML Help has been published using the chm2web software.](#)

Click [here](#) to show toolbars of the Web Online Help System: [show toolbars](#)

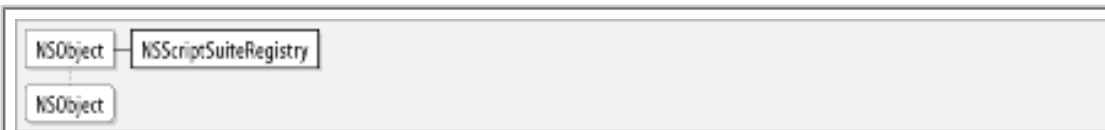
[\[ Team LiB \]](#)

◀ PREVIOUS    NEXT ▶

## *NSScriptSuiteRegistry*

Mac OS X 10.0

Instances of this class are used to manage an application's scripting information, and as such it is an integral component in Cocoa's built-in support for scripting. Application scripting information is supplied by *script suites*. A script suite is made up of a suite definition and script terminologies. Cocoa supports the two standard script suites out of the box: (Core and Text). Script suites define how an application may be controlled by scripting, and at a lower level the information provided by script suite tells the application how to translate Apple Events it receives into script commands and object specifiers. This class is used primarily internally by Cocoa's scripting system, and as such you should never have to interact with it directly.



```
@interface NSScriptSuiteRegistry : NSObject
```

```
// Class Methods
```

```
+ (void) setSharedScriptSuiteRegistry: (NSScriptSuiteRegistry *) registry;
```

```
+ (NSScriptSuiteRegistry *) sharedScriptSuiteRegistry;
```

```
// Instance Methods
```

```
- (NSData *) aetResource: (NSString *) languageName;
```

```
- (unsigned long) appleEventCodeForSuite: (NSString *) suiteName;
```

```
- (NSBundle *) bundleForSuite: (NSString *) suiteName;
```

```
- (NSScriptClassDescription *) classDescriptionWithAppleEventCode: (unsigned long) classCode;
```

- (NSDictionary \*) classDescriptionsInSuite: (NSString \*) suiteName;

- (NSScriptCommandDescription \*) commandDescriptionWithAppleeventClass: (unsigned long) eventClass  
andAppleeventCode: (unsigned long) commandCode;

- (NSDictionary \*) commandDescriptionsInSuite: (NSString \*) suiteName;

- (void) loadSuiteWithDictionary: (NSDictionary \*) dict fromBundle: (NSBundle \*) bundle;

- (void) loadSuitesFromBundle: (NSBundle \*) bundle;

- (void) registerClassDescription: (NSScriptClassDescription \*) classDesc;

- (void) registerCommandDescription: (NSScriptCommandDescription \*) commandDef;

- (NSString \*) suiteForAppleeventCode: (unsigned long) code;

- (NSArray \*) suiteNames;

Click [here](#) to show toolbars of the Web Online Help System: [show toolbars](#)

[\[ Team LiB \]](#)

◀ PREVIOUS    NEXT ▶

## *NSScriptWhoseTest*

Mac OS X 10.0

This class is used in Cocoa's scripting system to represent the Boolean expression of an *NSScriptWhoseSpecifier*. *NSScriptWhoseTest* is an abstract class that defines only the single method *isTrue*. This method is invoked to evaluate the expression represented by the *NSScriptWhoseTest* object, and returns a **BOOL**. Foundation implements two concrete subclasses of this class: *NSLogicalTest* and *NSSpecifierTest*.



```
@interface NSScriptWhoseTest : NSObject <NSCoding>
```

```
// Instance Methods
```

```
- (BOOL)isTrue;
```

```
// Methods Implementing NSCoding
```

```
- (void)encodeWithCoder: (NSCoder *) aCoder;
```

```
- (id)initWithCoder: (NSCoder *) aDecoder;
```

## Subclasses

*NSLogicalTest*, *NSSpecifierTest*

[\[ Team LiB \]](#)

◀ PREVIOUS    NEXT ▶

Click [here](#) to show toolbars of the Web Online Help System: [show toolbars](#)

[\[ Team LiB \]](#)

◀ PREVIOUS    NEXT ▶

## ***NSSerializer***

*Mac OS X 10.0*

This class converts a collection of property-list objects (*NSDictionary*, *NSArray*, *NSString*, and *NSData*) in memory into a form that can be saved to a file, for example. This class has been deprecated, and clients should instead use the class *NSPropertyListSerialization*.



```
@interface NSSerializer : NSObject
```

```
// Class Methods
```

```
+ (NSData *)serializePropertyList:(id) aPropertyList;
```

```
+ (void)serializePropertyList:(id) aPropertyList intoData:(NSMutableData *) mdata;
```

[\[ Team LiB \]](#)

◀ PREVIOUS    NEXT ▶

[This HTML Help has been published using the chm2web software.](#)

Click [here](#) to show toolbars of the Web Online Help System: [show toolbars](#)

[\[ Team LiB \]](#)

◀ PREVIOUS    NEXT ▶

## ***NSSet***

*Mac OS X 10.0*

This class implements a unordered collection of unique objects. **NSSet** is based on the mathematical idea of a *set*, where each member is unique, and the order of elements is unimportant. What is important in a set is object membership. **NSSet** objects are often used in situations where an application needs to quickly determine whether or not an object is a member of a collection. As such, **NSSet** is able to more efficiently make this determination than **NSArray**.

To test whether or not an object is a member of set, use the method **containsObject:**, which returns a **BOOL**. Alternatively, the method **member** can be used, which returns the specified object if it exists in the set, and **nil** otherwise.

To enumerate the contents of a set, we create an instance of **NSEnumerator** by sending an **objectEnumerator** message to the set. Note that the order that objects are accessed by the enumerator is not guaranteed, and an order should not be assumed.

Often we want to invoke some method in each member of a collection. **NSSet** provides a method that saves us from the burden of having to enumerate the contents of the set and send the message to each object manually. This method is **makeObjectsPerformSelector:**, which will cause the method matching the selector to be invoked in each member of the collection. If you need to invoke a method that takes an argument, then use the method **makeObjectsPerformSelector:withObject:**.

**NSSet** provides several methods that are useful for comparing two sets. The method **isSubsetOfSet:** will return **YES** if the specified set contains every member of the receiver. The method **intersectsSet:** returns **YES** if at least one member of the receiver is present in the specified set. Finally, **isEqualToSet:** will return **YES** if the contents of the receiver are equal to the contents of the specified set.

**NSSet** is toll-free bridged with the Core Foundation type **CFSet**. As such, **NSSet** objects can be used interchangeably with the **CFSet** pointer type, **CFSetRef**.



```
@interface NSSet : NSObject <NSCoding, NSCopying, NSMutableCopying>
```

```
// Convenience Constructors
```

```
+ (id) set;
```

```
+ (id) setWithArray: (NSArray *) array;
```

```
+ (id) setWithObject: (id) object;
```

```
+ (id) setWithObjects: (id *) objects count: (unsigned) cnt;
```

```
+ (id) setWithObjects: (id) firstObj, ...;
```

```
+ (id) setWithSet: (NSSet *) set;
```

```
// Initializers
```

```
- (id) initWithArray: (NSArray *) array;
```

```
- (id) initWithObjects: (id *) objects count: (unsigned) count;
```

```
- (id) initWithObjects: (id) firstObj, ...;
```

```
- (id) initWithSet: (NSSet *) set;
```

```
- (id) initWithSet: (NSSet *) set copyItems: (BOOL) flag;
```

```
// Instance Methods
```

```
- (NSArray *) allObjects;
```

```
- (id) anyObject;
```

- (BOOL) containsObject: (id) anObject;

- (unsigned) count;

- (NSString \*) description;

- (NSString \*) descriptionWithLocale: (NSDictionary \*) locale;

- (BOOL) intersectsSet: (NSSet \*) otherSet;

- (BOOL) isEqualToSet: (NSSet \*) otherSet;

- (BOOL) isSubsetOfSet: (NSSet \*) otherSet;

- (void) makeObjectsPerformSelector: (SEL) aSelector;

- (void) makeObjectsPerformSelector: (SEL) aSelector withObject: (id) argument;

- (id) member: (id) object;

- (NSEnumerator \*) objectEnumerator;

// Methods Implementing NSCoder

- (void) encodeWithCoder: (NSCoder \*) aCoder;

- (id) initWithCoder: (NSCoder \*) aDecoder;

// Methods Implementing NSCopying

- (id) copyWithZone: (NSZone \*) zone;

// Methods Implementing NSMutableCopying



- (id) mutableCopyWithZone: (NSZone \*) zone;

## Subclasses

NSMutableSet

[\[ Team LIB \]](#)

◀ PREVIOUS

NEXT ▶

---

[This HTML Help has been published using the chm2web software.](#)

Click [here](#) to show toolbars of the Web Online Help System: [show toolbars](#)

[\[ Team LiB \]](#)

◀ PREVIOUS

NEXT ▶

## ***NSSetCommand***

*Mac OS X 10.0*

Instances of this class are used in Cocoa's scripting system to set the specified properties of the specified object to the specified value.



```
@interface NSSetCommand : NSScriptCommand
```

```
// Accessor Methods
```

```
- (void) setReceiversSpecifier: (NSScriptObjectSpecifier *) receiversRef;
```

```
// Instance Methods
```

```
- (NSScriptObjectSpecifier *) keySpecifier;
```

[\[ Team LiB \]](#)

◀ PREVIOUS

NEXT ▶

[This HTML Help has been published using the chm2web software.](#)

Click [here](#) to show toolbars of the Web Online Help System: [show toolbars](#)

◀ PREVIOUS

NEXT ▶

[ [Team LIB](#) ]

## ***NSSocketPort***

*Mac OS X 10.0*

This subclass of **NSPort** provides an interface to objects that can serve as endpoints for distributed objects connections over a network. **NSSocketPort** is implemented using the BSD Sockets API, which makes it useful for raw network communications in addition to serving as a component of the distributed objects system. A socket file descriptor that is suitable for use with the BSD Sockets API can be obtained by sending a socket message to an instance of this class.

While local communication is supported in socket ports, it is generally more efficient in terms of resource usage to use **NSMachPort** or **NSMessagePort** for local distributed objects connections.



```
@interface NSSocketPort : NSPort
```

```
// Initializers
```

```
- (id) init;
```

```
- (id) initWithRemoteWithProtocolFamily: (int) family socketType: (int) type protocol: (int) protocol address: (NSData *) address;
```

```
- (id) initWithRemoteWithTCPPort: (unsigned short) port host: (NSString *) hostName;
```

```
- (id) initWithProtocolFamily: (int) family socketType: (int) type protocol: (int) protocol address: (NSData *) address;
```

```
- (id) initWithProtocolFamily: (int) family socketType: (int) type protocol: (int) protocol socket: (NSSocketNativeHandle) sock;
```

```
- (id) initWithTCPPort: (unsigned short) port;
```

```
// Instance Methods
```

```
- (NSData *) address;
```

- (int) protocol;

- (int) protocol Family;

- (NSSocketNativeHandle) socket;

- (int) socketType;

[\[ Team LIB \]](#)

[◀ PREVIOUS](#) [NEXT ▶](#)

[This HTML Help has been published using the chm2web software.](#)

Click [here](#) to show toolbars of the Web Online Help System: [show toolbars](#)

[\[ Team LiB \]](#)

◀ PREVIOUS    NEXT ▶

## ***NSSocketPortNameServer***

*Mac OS X 10.0*

This subclass of `NSPortNameServer` accepts and returns instances of `NSSocketPort`. `NSConnecti on` objects use port name servers to `register` and discover communication ports that can be used for distributed objects connections. Additional subclasses of `NSPortNameServer` that handle other types of ports are `NSMachBootstrapServer` and `NSMessagePortNameServer`.

Unlike the other port name server classes, `NSSocketPortNameServer` can operate over a network. `NSSocketPortNameServer` is implemented using the Foundation framework's implementation of Rendezvous found in `NSNetService`. Clients are able to discover socket ports by name only.

Note: this class did not function in versions of Mac OS X prior to 10.2.



```
@interface NSSocketPortNameServer : NSPortNameServer
```

```
// Accessor Methods
```

```
- (void)setDefaultNameServerPortNumber:(unsigned short)portNumber;
```

```
- (unsigned short)defaultNameServerPortNumber;
```

```
// Class Methods
```

```
+ (id)sharedInstance;
```

```
// Instance Methods
```

- (NSPort \*) portForName: (NSString \*) name;

- (NSPort \*) portForName: (NSString \*) name host: (NSString \*) host;

- (NSPort \*) portForName: (NSString \*) name host: (NSString \*) host  
nameServerPortNumber: (unsigned short) portNumber;

- (BOOL) registerPort: (NSPort \*) port name: (NSString \*) name;

- (BOOL) registerPort: (NSPort \*) port name: (NSString \*) name  
nameServerPortNumber: (unsigned short) portNumber;

- (BOOL) removePortForName: (NSString \*) name;

Click [here](#) to show toolbars of the Web Online Help System: [show toolbars](#)

[\[ Team LIB \]](#)

◀ PREVIOUS    NEXT ▶

## ***NSSpecifierTest***

*Mac OS X 10.0*

This class represents a single Boolean expression. `NSSpecifierTest` is initialized with the method `initWithObjectSpecifier:comparisonOperator:testObject:`. This method will initialize the specifier test to compare `testObject:` with the object specifier by the `...ObjectSpecifier:` parameter; the comparison is made using the indicated `comparisonOperator:`, which is a constant of type `NSTestComparisonOperation`.



```
@interface NSSpecifierTest : NSScriptWhoseTest
```

```
// Initializers
```

```
- (id)initWithObjectSpecifier: (NSScriptObjectSpecifier *) obj 1  
    comparisonOperator: (NSTestComparisonOperation) compOp testObject: (id) obj 2;
```

[\[ Team LIB \]](#)

◀ PREVIOUS    NEXT ▶

[This HTML Help has been published using the chm2web software.](#)

Click [here](#) to show toolbars of the Web Online Help System: [show toolbars](#)

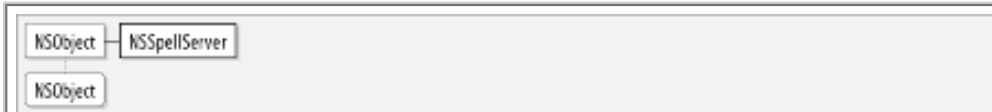
◀ PREVIOUS    NEXT ▶

[ [Team LIB](#) ]

## ***NSSpellServer***

*Mac OS X 10.0*

This class is used by applications to **register** a custom spellchecker with the operating system. Developers can use this class to create spellchecking services for all applications that use Cocoa's spellchecking services (through the class **NSSpellChecker**).



```
@interface NSSpellServer : NSObject
```

```
// Accessor Methods
```

```
- (void) setDelegate: (id) anObject;
```

```
- (id) delegate;
```

```
// Instance Methods
```

```
- (BOOL) isWordInUserDictionaries: (NSString *) word caseSensitive: (BOOL) flag;
```

```
- (BOOL) registerLanguage: (NSString *) language byVendor: (NSString *) vendor;
```

```
- (void) run;
```

```
// Methods Implemented by the Delegate
```

```
- (void) spellServer: (NSSpellServer *) sender didForgetWord: (NSString *) word inLanguage: (NSString *) language;
```

```
- (void) spellServer: (NSSpellServer *) sender didLearnWord: (NSString *) word inLanguage: (NSString *) language;
```

```
- (NSRange) spellServer: (NSSpellServer *) sender findMisspelledWordInString: (NSString *) stringToCheck  
language: (NSString *) language wordCount: (int *) wordCount countOnly: (BOOL) countOnly;
```

```
- (NSArray *) spellServer: (NSSpellServer *) sender suggestGuessesForWord: (NSString *) word  
inLanguage: (NSString *) language;
```





## *NSString*

*Mac OS X 10.0*

This is Foundation's primary class for representing and manipulating strings. At their core, instances of `NSString` are an immutable array of Unicode characters. With built-in, low-level support of Unicode, Cocoa applications can represent nearly every written language in existence, past and present. `NSString` is toll-free bridged with the Core Foundation type `CFString`. As such, `NSString` objects can be used interchangeably with the `CFString` pointer type, `CFStringRef`.



```
@interface NSString : NSObject <NSCoding, NSCopying, NSMutableCopying>
```

```
// Convenience Constructors
```

```
+ (id)string;
```

```
+ (id)stringWithCString: (const char *)bytes;
```

```
+ (id)stringWithCString: (const char *)bytes length: (unsigned)length;
```

```
+ (id)stringWithCharacters: (const unichar *)characters length: (unsigned)length;
```

```
+ (id)stringWithContentsOfFile: (NSString *)path;
```

```
+ (id)stringWithContentsOfURL: (NSURL *)url;
```

```
+ (id)stringWithFormat: (NSString *)format, ...;
```

```
+ (id)stringWithString: (NSString *)string;
```

```
+ (id)stringWithUTF8String: (const char *)bytes;
```

```
// Initializers
```

```
- (id)init;
```

```
- (id)initWithCString:(const char *)bytes;
```

```
- (id)initWithCString:(const char *)bytes length:(unsigned)length;
```

```
- (id)initWithCStringNoCopy:(char *)bytes length:(unsigned)length freeWhenDone:(BOOL)freeBuffer;
```

```
- (id)initWithCharacters:(const unichar *)characters length:(unsigned)length;
```

```
- (id)initWithCharactersNoCopy:(unichar *)characters length:(unsigned)length freeWhenDone:(BOOL)freeBuffer;
```

```
- (id)initWithContentsOfFile:(NSString *)path;
```

```
- (id)initWithContentsOfURL:(NSURL *)url;
```

```
- (id)initWithData:(NSData *)data encoding:(NSStringEncoding)encoding;
```

```
- (id)initWithFormat:(NSString *)format arguments:(va_list)argList;
```

```
- (id)initWithFormat:(NSString *)format locale:(NSDictionary *)dict arguments:(va_list)argList;
```

```
- (id)initWithFormat:(NSString *)format locale:(NSDictionary *)dict, ...;
```

```
- (id)initWithFormat:(NSString *)format, ...;
```

```
- (id)initWithString:(NSString *)aString;
```

```
- (id)initWithUTF8String:(const char *)bytes;
```

```
// Class Methods
```

```
+ (const NSStringEncoding *)availableStringEncodings;
```

```
+ (NSStringEncoding)defaultCStringEncoding;
```

```
+ (NSString *)localizedNameOfStringEncoding:(NSStringEncoding)encoding;
```

```
+ (id)localizedStringWithFormat:(NSString *)format, ...;
```

```
+ (NSString *)pathWithComponents:(NSArray *)components;
```

// Instance Methods

- (const char \*)UTF8String;

- (const char \*)cString;

- (unsigned)cStringLength;

- (BOOL)canBeConvertedToEncoding:(NSStringEncoding)encoding;

- (NSString \*)capitalizedString;

- (NSComparisonResult)caseInsensitiveCompare:(NSString \*)string;

- (unichar)characterAtIndex:(unsigned)index;

- (NSString \*)commonPrefixWithString:(NSString \*)aString options:(unsigned)mask;

- (NSComparisonResult)compare:(NSString \*)string;

- (NSComparisonResult)compare:(NSString \*)string options:(unsigned)mask;

- (NSComparisonResult)compare:(NSString \*)string options:(unsigned)mask range:(NSRange)compareRange;

- (NSComparisonResult)compare:(NSString \*)string options:(unsigned)mask range:(NSRange)compareRange locale:(NSDictionary \*)dict;

- (unsigned)completePathIntoString:(NSString \*\*)outputName caseSensitive:(BOOL)flag matchesIntoArray:(NSArray \*\*)outputArray filterTypes:(NSArray \*)filterTypes;

- (NSArray \*)componentsSeparatedByString:(NSString \*)separator;

- (NSData \*)dataUsingEncoding:(NSStringEncoding)encoding;

- (NSData \*)dataUsingEncoding:(NSStringEncoding)encoding allowLossyConversion:(BOOL)lossy;

- (NSString \*)decomposedStringWithCanonicalMapping;

- (NSString \*)decomposedStringWithCompatibilityMapping;

- (NSString \*)description;

- (double) doubleValue;

- (NSStringEncoding) fastestEncoding;

- (const char \*) fileSystemRepresentation;

- (float) floatValue;

- (void) getCString: (char \*) bytes;

- (void) getCString: (char \*) bytes maxLength: (unsigned) maxLength;

- (void) getCString: (char \*) bytes maxLength: (unsigned) maxLength range: (NSRange) aRange  
remainingRange: (NSRangePointer) leftoverRange;

- (void) getCharacters: (unichar \*) buffer;

- (void) getCharacters: (unichar \*) buffer range: (NSRange) aRange;

- (BOOL) getFileSystemRepresentation: (char \*) cname maxLength: (unsigned) max;

- (void) getLineStart: (unsigned \*) startPtr end: (unsigned \*) lineEndPtr contentsEnd: (unsigned \*) contentsEndPtr  
forRange: (NSRange) range;

- (BOOL) hasPrefix: (NSString \*) aString;

- (BOOL) hasSuffix: (NSString \*) aString;

- (unsigned) hash;

- (int) intValue;

- (BOOL) isAbsolutePath;

- (BOOL) isEqualToString: (NSString \*) aString;

- (NSString \*) lastPathComponent;

- (unsigned int) length;

- (NSRange) lineRangeForRange: (NSRange) range;

- (NSComparisonResult)localizedCaseInsensitiveCompare: (NSString \*) string;

- (NSComparisonResult)localizedCompare: (NSString \*) string;

- (const char \*)lossyCString;

- (NSString \*)lowercaseString;

- (NSArray \*)pathComponents;

- (NSString \*)pathExtension;

- (NSString \*)precomposedStringWithCanonicalMapping;

- (NSString \*)precomposedStringWithCompatibilityMapping;

- (id)propertyList;

- (NSDictionary \*)propertyListFromStringsFileFormat;

- (NSRange)rangeOfCharacterFromSet: (NSCharacterSet \*) aSet;

- (NSRange)rangeOfCharacterFromSet: (NSCharacterSet \*) aSet options: (unsigned int) mask;

- (NSRange)rangeOfCharacterFromSet: (NSCharacterSet \*) aSet  
options: (unsigned int) mask range: (NSRange) searchRange;

- (NSRange)rangeOfComposedCharacterSequenceAtIndex: (unsigned) index;

- (NSRange)rangeOfString: (NSString \*) aString;

- (NSRange)rangeOfString: (NSString \*) aString options: (unsigned) mask;

- (NSRange)rangeOfString: (NSString \*) aString options: (unsigned) mask range: (NSRange) searchRange;

- (NSStringEncoding)smallestEncoding;

- (NSString \*)stringByAbbreviatingWithTruncatedPath;

- (NSString \*)stringByAppendingFormat: (NSString \*) format, ...;

- (NSString \*)stringByAppendingPathComponent: (NSString \*) str;

- (NSString \*) stringByAppendingPathComponent: (NSString \*) str;

- (NSString \*) stringByAppendingString: (NSString \*) aString;

- (NSString \*) stringByDeletingLastPathComponent;

- (NSString \*) stringByDeletingPathExtension;

- (NSString \*) stringByExpandingTildeInPath;

- (NSString \*) stringByPaddingToLength: (unsigned) newLength withString: (NSString \*) padString  
startingAtIndex: (unsigned) padIndex;

- (NSString \*) stringByResolvingSymlinksInPath;

- (NSString \*) stringByStandardizingPath;

- (NSString \*) stringByTrimmingCharactersInSet: (NSCharacterSet \*) set;

- (NSArray \*) stringsByAppendingPaths: (NSArray \*) paths;

- (NSString \*) substringFromIndex: (unsigned) from;

- (NSString \*) substringToIndex: (unsigned) to;

- (NSString \*) substringWithRange: (NSRange) range;

- (NSString \*) uppercaseString;

- (BOOL) writeToFile: (NSString \*) path atomically: (BOOL) useAuxiliaryFile;

- (BOOL) writeToURL: (NSURL \*) url atomically: (BOOL) atomically;

// Methods Implementing NSCoder

- (void) encodeWithCoder: (NSCoder \*) aCoder;

- (id) initWithCoder: (NSCoder \*) aDecoder;

// Methods Implementing NSCopying

- (id) copyWithZone: (NSZone \*) zone;

```
// Methods Implementing NSMutableCopying
```

```
- (id)mutableCopyWithZone: (NSZone *) zone;
```

## Subclasses

NSMutableString, NSMutableAttributedString

[\[ Team LIB \]](#)

[◀ PREVIOUS](#) [NEXT ▶](#)

[This HTML Help has been published using the chm2web software.](#)



Click [here](#) to show toolbars of the Web Online Help System: [show toolbars](#)

[\[ Team LIB \]](#)

◀ PREVIOUS    NEXT ▶

## ***NSTask***

*Mac OS X 10.0*

This class provides an interface for an application to execute other programs as subprocesses. To create an ***NSTask***, use ***alloc*** and ***init***. Before a task can be executed, it must be prepared. By default a task inherits the environment of its parent process, which includes attributes such as the current working directory. To specify what program the task should execute, set the launch path of the program in the task using the method ***setLaunchPath:***. Arguments for the executable are provided in an ***NSArray*** through the method ***setArguments:***. If you need to pass data to a task and receive data in return, connect an ***NSPipe*** or ***NSFileHandle*** object to the executable's standard input, output, or error using ***setStandardInput:***, ***setStandardOutput:***, and ***setStandardError:***, respectively.

To execute a task, invoke the method ***launch***. ***NSTask*** also provides methods for controlling the execution of a task through the methods ***interrupt***, ***suspend***, ***terminate***, and ***resume***.



```
@interface NSTask : NSObject
```

```
// Initializers
```

```
- (id) init;
```

```
// Accessor Methods
```

```
- (void) setStandardInput: (id) input;
```

```
- (id) standardInput;
```

- (void) setLaunchPath: (NSString \*) path;

- (NSString \*) launchPath;

- (void) setEnvironment: (NSDictionary \*) dict;

- (NSDictionary \*) environment;

- (void) setCurrentDirectoryPath: (NSString \*) path;

- (NSString \*) currentDirectoryPath;

- (void) setStandardOutput: (id) output;

- (id) standardOutput;

- (void) setStandardError: (id) error;

- (id) standardError;

- (void) setArguments: (NSArray \*) arguments;

- (NSArray \*) arguments;

// Class Methods

+ (NSTask \*) launchedTaskWithLaunchPath: (NSString \*) path arguments: (NSArray \*) arguments;

// Instance Methods

- (void) interrupt;

- (void) launch;

- (BOOL) isRunning;

- (int) processIdentifier;

- (BOOL) resume;

- (BOOL) suspend;

- (void) terminate;

- (int) terminationStatus;

- (void) waitUntilExit;

[\[ Team LIB \]](#)

◀ PREVIOUS

NEXT ▶

[This HTML Help has been published using the chm2web software.](#)

Click [here](#) to show toolbars of the Web Online Help System: [show toolbars](#)

[\[ Team LiB \]](#)

◀ PREVIOUS

NEXT ▶

## ***NSThread***

*Mac OS X 10.0*

***NSThread*** provides functionality to run processes as separate threads of execution. ***NSThread*** takes a method selector that will be run in its own thread. Threads share the memory space of their parent processes, unlike processes executed by ***NSTask*** instances.



```
@interface NSThread : NSObject
```

```
// Convenience Constructors
```

```
+ (double) threadPriority;
```

```
// Class Methods
```

```
+ (NSThread *) currentThread;
```

```
+ (void) detachNewThreadSelector: (SEL) selector toTarget: (id) target withObject: (id) argument;
```

```
+ (void) exit;
```

```
+ (BOOL) isMultiThreaded;
```

```
+ (BOOL) setThreadPriority: (double) priority;
```

```
+ (void) sleepUntilDate: (NSDate *) date;
```

```
// Instance Methods
```

```
- (NSMutableDictionary *) threadDictionary;
```

[\[ Team LiB \]](#)

[◀ PREVIOUS](#)

[NEXT ▶](#)

[This HTML Help has been published using the chm2web software.](#)

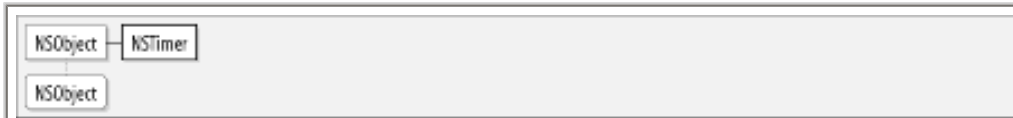
## *NSTimer*

*Mac OS X 10.0*

This class represents a timer in the run-loop that can be used to invoke a method in a target after some elapsed time, or at regularly spaced intervals. The most straightforward way of creating a timer is to use the method `scheduledTimerWithTimeInterval:target:selector:userInfo:repeats:`, which creates the timer and add it to the current run-loop in the default mode. To remove a timer from its run-loop and stopping it from firing again, send an `invalidate` message to the timer object.

`NSTimer` is toll-free bridged with the Core Foundation type `CFRunLoopTimer`. As such, `NSTimer` objects can be used interchangeably with the `CFRunLoopTimer` pointer type, `CFRunLoopTimerRef`.

The timer doesn't have good resolution; its accuracy is a function of the run-loop and what's on it.



```
@interface NSTimer : NSObject
```

```
// Convenience Constructors
```

```
+ (NSTimer *)timerWithTimeInterval:(NSTimeInterval)ti invocation:(NSInvocation *)invocation  
repeats:(BOOL)yesOrNo;
```

```
+ (NSTimer *)timerWithTimeInterval:(NSTimeInterval)ti target:(id)aTarget selector:(SEL)aSelector  
userInfo:(id)userInfo repeats:(BOOL)yesOrNo;
```

```
// Initializers
```

```
- (id)initWithFireDate:(NSDate *)date interval:(NSTimeInterval)ti target:(id)t selector:(SEL)s  
userInfo:(id)ui repeats:(BOOL)rep;
```

```
// Accessor Methods
```

```
- (void)setFireDate:(NSDate *)date;
```

```
- (NSDate *)fireDate;
```

```
// Class Methods
```

```
+ (NSTimer *) scheduledTimerWithTimeInterval: (NSTimeInterval) ti invocation: (NSInvocation *)
invocation
    repeats: (BOOL) yesOrNo;

+ (NSTimer *) scheduledTimerWithTimeInterval: (NSTimeInterval) ti target: (id) aTarget selector: (SEL) aSelector
userInfo: (id) userInfo repeats: (BOOL) yesOrNo;

// Instance Methods

- (void) fire;

- (NSTimeInterval) timeInterval;

- (void) invalidate;

- (BOOL) isValid;

- (id) userInfo;
```

Click [here](#) to show toolbars of the Web Online Help System: [show toolbars](#)

[\[ Team Lib \]](#)

◀ PREVIOUS

NEXT ▶

## ***NSTimeZone***

*Mac OS X 10.0*

This class represents a time zone—objects that store information about a geographic time zone, such as the name, abbreviation, time from GMT, whether or not daylight savings is in effect, and so on.

*NSTimeZone* is toll-free bridged with the Core Foundation type *CFTimeZone*. As such, *NSTimeZone* objects can be used interchangeably with the *CFTimeZone* pointer type, *CFTimeZoneRef*.



```
@interface NSTimeZone : NSObject <NSCoding, NSCopying>
```

```
// Initializers
```

```
- (id)initWithName: (NSString *)tzName;
```

```
- (id)initWithName: (NSString *)tzName data: (NSData *)aData;
```

```
// Class Methods
```

```
+ (NSDictionary *)abbreviationDictionary;
```

```
+ (NSTimeZone *)defaultTimeZone;
```

```
+ (NSArray *)knownTimeZoneNames;
```



```
+ (NSTimeZone *) localTimeZone;
```

```
+ (void) resetSystemTimeZone;
```

```
+ (void) setDefaultTimeZone: (NSTimeZone *) aTimeZone;
```

```
+ (NSTimeZone *) systemTimeZone;
```

```
+ (id) timeZoneForSecondsFromGMT: (int) seconds;
```

```
+ (id) timeZoneWithAbbreviation: (NSString *) abbreviation;
```

```
+ (id) timeZoneWithName: (NSString *) tzName;
```

```
+ (id) timeZoneWithName: (NSString *) tzName data: (NSData *) aData;
```

```
// Instance Methods
```

```
- (NSString *) abbreviation;
```

```
- (NSString *) abbreviationForDate: (NSDate *) aDate;
```

```
- (NSData *) data;
```

```
- (NSString *) description;
```

```
- (BOOL) isDaylightSavingTime;
```

```
- (BOOL) isDaylightSavingTimeForDate: (NSDate *) aDate;
```

```
- (BOOL) isEqualToTimeZone: (NSTimeZone *) aTimeZone;
```

```
- (NSString *) name;
```

```
- (int) secondsFromGMT;
```

```
- (int) secondsFromGMTForDate: (NSDate *) aDate;
```

```
// Methods Implementing NSCodering
```

```
- (void) encodeWithCoder: (NSCoder *) aCoder;
```

```
- (id) initWithCoder: (NSCoder *) aDecoder;
```

```
// Methods Implementing NSCopying
```

```
- (id) copyWithZone: (NSZone *) zone;
```

[\[ Team LiB \]](#)

◀ PREVIOUS

NEXT ▶

[This HTML Help has been published using the chm2web software.](#)

Click [here](#) to show toolbars of the Web Online Help System: [show toolbars](#)

[\[ Team LiB \]](#)

◀ PREVIOUS

NEXT ▶

## ***NSUnarchiver***

*Mac OS X 10.0*

This concrete subclass of `NSCoder` is used to convert archived data (such as the data produced by `NSArchiver`) into an object tree, which is restored to the state it was in prior to archiving.



```
@interface NSUnarchiver : NSCoder
```

```
// Initializers
```

```
- (id) initWithReadingWithData: (NSData *) data;
```

```
// Accessor Methods
```

```
- (void) setObjectZone: (NSZone *) zone;
```

```
- (NSZone *) objectZone;
```

```
// Class Methods
```

```
+ (NSString *) classNameDecodedForArchiveClassName: (NSString *) inArchiveName;
```

```
+ (void) decodeClassName: (NSString *) inArchiveName asClassName: (NSString *) trueName;
```

```
+ (id) unarchiveObjectWithData: (NSData *) data;
```

```
+ (id) unarchiveObjectFromFile: (NSString *) path;
```

```
// Instance Methods
```

```
- (NSString *) classNameDecodedForArchiveClassName: (NSString *) inArchiveName;
```

```
- (void) decodeClassName: (NSString *) inArchiveName asClassName: (NSString *) trueName;
```

```
- (BOOL) isAtEnd;
```

```
- (void) replaceObject: (id) object withObject: (id) newObject;
```

```
- (unsigned) systemVersion;
```

Click [here](#) to show toolbars of the Web Online Help System: [show toolbars](#)

[\[ Team LIB \]](#)

◀ PREVIOUS    NEXT ▶

## ***NSUndoManager***

*Mac OS X 10.0*

This class provides the basis of Cocoa's undo and redo system. **NSUndoManager** supports two kinds of undo: simple undo and invocation-based undo. In *simple undo* clients **register** in the undo manager a target and selector that is used to undo the last operation. In *invocation based* undo the client creates an **NSInvocation** object that can undo the last operation and record that in the undo manager. In either case, it is the responsibility of the client to specify how the an operation is undone; **NSUndoManager** simply provides the machinery for keeping track of and executing the supplied selectors or invocations.



```
@interface NSUndoManager : NSObject
```

```
// Accessor Methods
```

- (void) setActionName: (NSString \*) actionName;
- (void) setGroupsByEvent: (BOOL) groupsByEvent;
- (BOOL) groupsByEvent;
- (void) setRunLoopModes: (NSArray \*) runLoopModes;
- (NSArray \*) runLoopModes;
- (void) setLevelsofUndo: (unsigned) levels;

- (unsigned) level of Undo;

// Instance Methods

- (void) beginUndoGrouping;

- (BOOL) canRedo;

- (BOOL) canUndo;

- (void) disableUndoRegistration;

- (void) enableUndoRegistration;

- (void) endUndoGrouping;

- (void) forwardInvocation: (NSInvocation \*) anInvocation;

- (int) groupingLevel;

- (BOOL) isRedoing;

- (BOOL) isUndoRegistrationEnabled;

- (BOOL) isUndoing;

- (id) prepareWithInvocationTarget: (id) target;

- (void) redo;

- (NSString \*) redoActionName;

- (NSString \*) redoMenuItemTitle;

- (NSString \*)redoMenuItemTitleForUndoActionName: (NSString \*)actionName;

- (void)registerUndoWithTarget: (id)target selector: (SEL)selector object: (id)anObject;

- (void)removeAllActions;

- (void)removeAllActionsWithTarget: (id)target;

- (void)undo;

- (NSString \*)undoActionName;

- (NSString \*)undoMenuItemTitle;

- (NSString \*)undoMenuItemTitleForUndoActionName: (NSString \*)actionName;

- (void)undoNestedGroup;

Click [here](#) to show toolbars of the Web Online Help System: [show toolbars](#)

[ [Team LiB](#) ]

◀ PREVIOUS    NEXT ▶

## *NSUniqueIDSpecifier*

Mac OS X 10.2

This class represents the scripting language reference form used to specify an object in a collection based on a unique ID.



```
@interface NSUniqueIDSpecifier : NSScriptObjectSpecifier
```

```
// Initializers
```

```
- (id)initWithContainingClassDescription: (NSScriptClassDescription *)classDesc  
containingSpecifier: (NSScriptObjectSpecifier *)containingKey: (NSString *)property uniqueID: (id)uniqueID;
```

```
// Accessor Methods
```

```
- (void)setUniqueID: (id)uniqueID;
```

```
- (id)uniqueID;
```

[ [Team LiB](#) ]

◀ PREVIOUS    NEXT ▶

[This HTML Help has been published using the chm2web software.](#)



Click [here](#) to show toolbars of the Web Online Help System: [show toolbars](#)


[\[ Team LiB \]](#)

◀ PREVIOUS    NEXT ▶

## **NSURL**

*Mac OS X 10.0*

**NSURL** is a class that represents a URL—the human-readable host names and paths that various networking clients use to locate both remote resources over a network, or resources on the local filesystem. Core Foundation has a type, **CFURL**, that is toll-free bridged to **NSURL**, and as such the two types can be used interchangeably.



```
@interface NSURL : NSObject
```

```
// Accessor Methods
```

```
- (BOOL) setData: (NSData *) data;
```

```
- (BOOL) setProperty: (id) property forKey: (NSString *) propertyKey;
```

```
// Class Methods
```

```
+ (NSURL *) URLFromPasteboard: (NSPasteboard *) pasteBoard;
```

```
+ (id) URLWithString: (NSString *) urlString;
```

```
+ (id) URLWithString: (NSString *) urlString relativeToURL: (NSURL *) baseURL;
```

```
+ (id) fileURLWithPath: (NSString *) path;
```

// Instance Methods

- (NSURLHandle \*) URLHandleUsingCache: (BOOL) shouldUseCache;
- (id) initWithString: (NSString \*) urlString;
- (id) initWithString: (NSString \*) urlString relativeToURL: (NSURL \*) baseURL;
- (NSString \*) absoluteString;
- (NSURL \*) absoluteURL;
- (NSURL \*) baseURL;
- (NSString \*) fragment;
- (NSString \*) host;
- (BOOL) isFileURL;
- (void) loadResourceDataNotifyingClient: (id) client usingCache: (BOOL) shouldUseCache;
- (NSString \*) parameterString;
- (NSString \*) password;
- (id) initWithFileURLWithPath: (NSString \*) path;
- (NSString \*) path;
- (NSNumber \*) port;
- (id) valueForKey: (NSString \*) propertyKey;

- (NSString \*) query;

- (NSString \*) relativePath;

- (NSString \*) relativeString;

- (NSData \*) resourceDataUsingCache: (BOOL) shouldUseCache;

- (NSString \*) resourceSpecifier;

- (NSString \*) scheme;

- (id) initWithScheme: (NSString \*) scheme host: (NSString \*) host path: (NSString \*) path;

- (NSURL \*) standardizedURL;

- (NSString \*) user;

- (void) writeToPasteboard: (NSPasteboard \*) pasteBoard;

Click [here](#) to show toolbars of the Web Online Help System: [show toolbars](#)

[\[ Team LiB \]](#)

◀ PREVIOUS

NEXT ▶

## ***NSURLHandle***

*Mac OS X 10.0*

**NSURLHandle** provides an interface for uploading and downloading data to and from a resource specified by an **NSURL**. **NSURLHandle** actually offloads much of this work to subclasses that implement **NSURLHandle**'s interface to work with various schemes.



```
@interface NSURLHandle : NSObject
```

```
// Class Methods
```

```
+ (Class) URLHandleClassForURL: (NSURL *) aURL;
```

```
+ (NSURLHandle *) cachedHandleForURL: (NSURL *) aURL;
```

```
+ (BOOL) canInitWithURL: (NSURL *) aURL;
```

```
+ (void) registerURLHandleClass: (Class) aURLHandleSubclass;
```

```
// Instance Methods
```

```
- (void) addClient: (id <NSURLHandleClient>) client;
```

```
- (id) initWithURL: (NSURL *) aURL cached: (BOOL) willCache;
```

- (NSData \*) availableResourceData;

- (void) backgroundLoadDidFailWithReason: (NSString \*) reason;

- (void) beginLoadInBackground;

- (void) cancelLoadInBackground;

- (void) didLoadBytes: (NSData \*) newBytes loadComplete: (BOOL) yorn;

- (void) endLoadInBackground;

- (NSString \*) failureReason;

- (void) flushCachedData;

- (void) loadInBackground;

- (NSData \*) loadInForeground;

- (id) propertyForKey: (NSString \*) propertyKey;

- (id) propertyForKeyIfAvailable: (NSString \*) propertyKey;

- (void) removeClient: (id <NSURLHandleClient>) client;

- (NSData \*) resourceData;

- (NSURLHandleStatus) status;

- (BOOL) writeData: (NSData \*) data;

- (BOOL) writeProperty: (id) propertyValue forKey: (NSString \*) propertyKey;



Click [here](#) to show toolbars of the Web Online Help System: [show toolbars](#)


◀ PREVIOUS    NEXT ▶

[\[ Team LIB \]](#)

## ***NSUserDefaults***

*Mac OS X 10.0*

This class is the entry-point into Mac OS X's user defaults database, which is how user preferences are stored and managed for applications. Instances of this class are created using the class method `standardUserDefaults`. This class provides methods for storing and accessing arrays, dictionaries, strings, objects, numbers, and data in an application's user defaults database.



```
@interface NSUserDefaults : NSObject
```

```
// Initializers
```

```
- (id) init;
```

```
- (id) initWithUser: (NSString *) username;
```

```
// Accessor Methods
```

```
- (void) setInteger: (int) value forKey: (NSString *) defaultName;
```

```
- (void) setVolatileDomain: (NSDictionary *) domain forName: (NSString *) domainName;
```

```
- (void) setBool: (BOOL) value forKey: (NSString *) defaultName;
```

```
- (void) setFloat: (float) value forKey: (NSString *) defaultName;
```

```
- (void) setObject: (id) value forKey: (NSString *) defaultName;
```

```
- (void) setPersistentDomain: (NSDictionary *) domain forName: (NSString *) domainName;
```

```
// Class Methods
```

```
+ (void) resetStandardUserDefaults;
```

```
+ (NSUserDefaults *) standardUserDefaults;
```

```
// Instance Methods
```

```
- (void) addSuiteNamed: (NSString *) suiteName;
```

```
- (NSArray *) arrayForKey: (NSString *) defaultName;
```

```
- (BOOL) boolForKey: (NSString *) defaultName;
```

```
- (NSData *) dataForKey: (NSString *) defaultName;
```

```
- (NSDictionary *) dictionaryForKey: (NSString *) defaultName;
```

```
- (NSDictionary *) dictionaryRepresentation;
```

```
- (float) floatForKey: (NSString *) defaultName;
```

```
- (int) integerForKey: (NSString *) defaultName;
```

```
- (id) objectForKey: (NSString *) defaultName;
```

```
- (BOOL) objectForKeyIsForcedForKey: (NSString *) key;
```

```
- (BOOL) objectForKeyIsForcedForKey: (NSString *) key inDomain: (NSString *) domain;
```



- (NSDictionary \*) persistentDomainForName: (NSString \*) domainName;

- (NSArray \*) persistentDomainNames;

- (void) registerDefaults: (NSDictionary \*) registrationDictionary;

- (void) removeObjectForKey: (NSString \*) defaultName;

- (void) removePersistentDomainForName: (NSString \*) domainName;

- (void) removeSuiteNamed: (NSString \*) suiteName;

- (void) removeVolumeDomainForName: (NSString \*) domainName;

- (NSArray \*) stringArrayForKey: (NSString \*) defaultName;

- (NSString \*) stringForKey: (NSString \*) defaultName;

- (BOOL) synchronize;

- (NSDictionary \*) volumeDomainForName: (NSString \*) domainName;

- (NSArray \*) volumeDomainNames;

Click [here](#) to show toolbars of the Web Online Help System: [show toolbars](#)

[\[ Team LIB \]](#)

◀ PREVIOUS

NEXT ▶

## ***NSValue***

*Mac OS X 10.0*

This class provides an object-oriented interface to C and Objective-C scalar data items, such as numeric primitives, and C structures. Providing an object-oriented wrapper for these non-object types makes it possible for clients to store these types in any of the Foundation collection classes.



```
@interface NSValue : NSObject <NSCoding, NSCopying>
```

```
// Convenience Constructors
```

```
+ (NSValue *)value: (const void *)value withObjCType: (const char *)type;
```

```
+ (NSValue *)valueWithBytes: (const void *)value objCType: (const char *)type;
```

```
+ (NSValue *)valueWithNonretainedObject: (id)anObject;
```

```
+ (NSValue *)valueWithPoint: (NSPoint)point;
```

```
+ (NSValue *)valueWithPointer: (const void *)pointer;
```

```
+ (NSValue *)valueWithRange: (NSRange)range;
```

```
+ (NSValue *)valueWithRect: (NSRect)rect;
```

```
+ (NSValue *) valueWithSize: (NSUInteger) size;
```

```
// Initializers
```

```
- (id)initWithBytes: (const void *) value objCType: (const char *) type;
```

```
// Instance Methods
```

```
- (void)getValue: (void *) value;
```

```
- (BOOL)isEqualToValue: (NSValue *) value;
```

```
- (id)nonretainedObjectValue;
```

```
- (const char *) objCType;
```

```
- (NSPoint) pointValue;
```

```
- (void *) pointerValue;
```

```
- (NSRange) rangeValue;
```

```
- (NSRect) rectValue;
```

```
- (NSUInteger) sizeValue;
```

```
// Methods Implementing NSCoder
```

```
- (void)encodeWithCoder: (NSCoder *) aCoder;
```

```
- (id)initWithCoder: (NSCoder *) aDecoder;
```

```
// Methods Implementing NSCopying
```

```
- (id) copyWithZone: (NSZone *) zone;
```

## Subclasses

NSNumber

[\[ Team Lib \]](#)

◀ PREVIOUS

NEXT ▶

---

[This HTML Help has been published using the chm2web software.](#)

Click [here](#) to show toolbars of the Web Online Help System: [show toolbars](#)

[\[ Team LiB \]](#)

◀ PREVIOUS

NEXT ▶

## ***NSWhoseSpecifier***

*Mac OS X 10.0*

This class represents the scripting language reference form used to specify a selection of objects within a collection that matches some provided boolean condition. **NSWhoseSpecifier** works in conjunction with a test object that represents the matching condition. This test object is an instance of a subclass of **NSScriptWhoseTest**.



```
@interface NSWhoseSpecifier : NSScriptObjectSpecifier
```

```
// Initializers
```

```
- (id)initWithContainerClassDescription: (NSScriptClassDescription *) classDesc
    containerSpecifier: (NSScriptObjectSpecifier *) container key: (NSString *) property test:
(NSScriptWhoseTest *) test;
```

```
// Accessor Methods
```

```
- (void)setStartSubelementIndex: (int) index;
```

```
- (int)startSubelementIndex;
```

```
- (void)setEndSubelementIndex: (int) index;
```

```
- (int)endSubelementIndex;
```

```
- (void)setEndSubelementIdentifier: (NSWhoseSubelementIdentifier) subelement;
```

- (NSWhoseSubelementIdentifier) endSubelementIdentifier;

- (void) setStartElementIdentifier: (NSWhoseSubelementIdentifier) subelement;

- (NSWhoseSubelementIdentifier) startSubelementIdentifier;

- (void) setTest: (NSScriptWhoseTest \*) test;

- (NSScglobal\_variables; iptWhoseTest \*) test;

Click [here](#) to show toolbars of the Web Online Help System: [show toolbars](#)

[\[ Team LiB \]](#)

◀ PREVIOUS    NEXT ▶

## Chapter 14. Foundation Protocols

This chapter covers the protocols of the Foundation framework. The Foundation framework provides a basic set of classes used in data management, application coordination, networking and interapplication communication, as well as interacting with core operating system services. [Chapter 2](#) discussed many Foundation classes in depth; [Chapter 6](#) discussed several of the Foundation classes related to networking.

[\[ Team LiB \]](#)

◀ PREVIOUS    NEXT ▶

---

[This HTML Help has been published using the chm2web software.](#)

Click [here](#) to show toolbars of the Web Online Help System: [show toolbars](#)

[\[ Team LiB \]](#)

◀ PREVIOUS

NEXT ▶

## ***NSCoding***

*Mac OS X 10.0*

This protocol declares an interface is adopted by classes to provide for archiving and unarchiving of instances of the class. The ***NSCoding*** protocol defines the two methods ***initWithCoder:*** and ***encodeWithCoder:***. These two methods are the foundation of archiving and distribution in the Foundation framework. Each of these two methods passes an ***NSCoder*** object, which is used to perform archiving and unarchiving. The ***NSCoder*** class provides the tools to encode and decode objects and C and Objective-C data types. See the ***NSCoder*** class description and [Chapter 2](#) for more information.

```
@protocol NSCoding
```

```
// Instance Methods
```

```
- (void) encodeWithCoder: (NSCoder *) aCoder;
```

```
- (id) initWithCoder: (NSCoder *) aDecoder;
```

```
@end
```

[\[ Team LiB \]](#)

◀ PREVIOUS

NEXT ▶

[This HTML Help has been published using the chm2web software.](#)



Click [here](#) to show toolbars of the Web Online Help System: [show toolbars](#)

[\[ Team LiB \]](#)

◀ PREVIOUS

NEXT ▶

## ***NSComparisonMethods***

*Mac OS X 10.0*

This informal protocol declares several methods that are used to perform common comparisons between two objects. In Cocoa's scripting system, comparisons are represented by instances of *NSSpecifierTest*, which relies on objects implementing either methods from this protocol, or the *NSScriptingComparisonMethods* protocol.

```
@interface NSObject (NSComparisonMethods)
```

```
// Instance Methods
```

```
- (BOOL) isEqualTo: (id) object;
```

```
- (BOOL) isLessThanOrEqualTo: (id) object;
```

```
- (BOOL) isLessThan: (id) object;
```

```
- (BOOL) isGreaterThanOrEqualTo: (id) object;
```

```
- (BOOL) isGreaterThan: (id) object;
```

```
- (BOOL) isNotEqualTo: (id) object;
```

```
- (BOOL) contains: (id) object;
```

```
- (BOOL) isLike: (NSString *) object;
```

```
- (BOOL) isCaseInsensitiveLike: (NSString *) object;
```

@end

[\[ Team LiB \]](#)

◀ PREVIOUS

NEXT ▶

---

[This HTML Help has been published using the chm2web software.](#)

Click [here](#) to show toolbars of the Web Online Help System: [show toolbars](#)

[\[ Team LiB \]](#)

◀ PREVIOUS

NEXT ▶

## ***NSCopying***

*Mac OS X 10.0*

This protocol declares a single method for classes to implement: `copyWithZone:`. Classes should implement this method to create and return a fully functioning object that is a copy of the receiver. The zone parameter indicates what memory zone the new object should be allocated in; if this parameter is `nil`, then the instance is allocated in the default zone. Clients generally make copies of objects using `NSObject`'s `copy` method, which is a convenience method for invoking `copyWithZone:` with `nil` as the zone.

```
@protocol NSCopying
// Instance Methods
- (id)copyWithZone: (NSZone *) zone;
@end
```

[\[ Team LiB \]](#)

◀ PREVIOUS

NEXT ▶

[This HTML Help has been published using the chm2web software.](#)

## *NSDecimalNumberBehaviors*

Mac OS X 10.0

This protocol defines the interface to objects that control aspects of the behavior of **NSDecimalNumber** objects. In particular, there are three methods that classes implement to specify rounding behavior, number precision, and a means for handling calculation errors. The Foundation framework implements this protocol in the class **NSDecimalNumberHandler**.

```
@protocol NSDecimalNumberBehaviors
```

```
// Instance Methods
```

```
- (NSRoundingMode) roundingMode;
```

```
- (short) scale;
```

```
- (NSDecimalNumber *) exceptionDuringOperation: (SEL) operation error: (NSCalculationError) error  
leftOperand: (NSDecimalNumber *) leftOperand rightOperand: (NSDecimalNumber *) rightOperand;
```

```
@end
```

Click [here](#) to show toolbars of the Web Online Help System: [show toolbars](#)

[\[ Team LIB \]](#)

◀ PREVIOUS

NEXT ▶

## *NSKeyValueCoding*

*Mac OS X 10.0*

This informal protocol provides a way for clients to access a class's instance variables (or other properties) without having to explicitly rely on accessor methods. `NSKeyValueCoding` provides indirect access to an object's instance variables through the use of strings or keys. The two most commonly used methods in the protocol are `takeValueForKey:` and `valueForKey:`, which are used to set and get the value of an instance variable, respectively. This protocol, and the associated `NSScriptKeyValueCoding` protocol, both form the basis of scripting in Cocoa. [Chapter 2](#) goes into more detail about this protocol.

```
@interface NSObject (NSKeyValueCoding)
```

```
// Class Methods
```

```
+ (BOOL)accessInstanceVariablesDirectly;
```

```
+ (BOOL)useStoredAccessor;
```

```
// Instance Methods
```

```
- (id)valueForKey: (NSString *) key;
```

```
- (void)takeValue: (id) value forKey: (NSString *) key;
```

```
- (id)storedValueForKey: (NSString *) key;
```

```
- (void)takeStoredValue: (id) value forKey: (NSString *) key;
```

```
- (id)valueForKeyPath: (NSString *) key;
```

- (void) takeValue: (id) value forKeyPath: (NSString \*) key;

- (NSDictionary \*) valuesForKeys: (NSArray \*) keys;

- (void) takeValuesFromDictionary: (NSDictionary \*) dictionary;

- (id) handleQueryWithUnboundKey: (NSString \*) key;

- (void) handleTakeValue: (id) value forUnboundKey: (NSString \*) key;

- (void) unableToSetNilForKey: (NSString \*) key;

@end

Click [here](#) to show toolbars of the Web Online Help System: [show toolbars](#)

[\[ Team LiB \]](#)

◀ PREVIOUS

NEXT ▶

## ***NSLocking***

*Mac OS X 10.0*

This protocol is adopted by a class that implements lock objects. Locks are used in multithreaded applications to coordinate access to shared, thread-sensitive storage, or to control execution of critical portions of code (which usually deal with these same kinds of resources) that two or more threads may attempt to access simultaneously. The protocol declares two methods: **lock** and **unlock**. The **lock** message is used by clients to acquire a lock before executing critical sections of code, and the **unlock** method is used to relinquish a previously acquired lock.

The Foundation framework defines three classes that adopt the **NSLocking** protocol: **NSLock**, **NSConditionLock**, and **NSRecursiveLock**. See the class descriptions for these three classes, and [Chapter 2](#) for more information.

```
@protocol NSLocking
```

```
// Instance Methods
```

```
- (void)lock;
```

```
- (void)unlock;
```

```
@end
```

◀ PREVIOUS

NEXT ▶

[\[ Team LiB \]](#)

[This HTML Help has been published using the chm2web software.](#)

Click [here](#) to show toolbars of the Web Online Help System: [show toolbars](#)

[\[ Team LIB \]](#)

◀ PREVIOUS

NEXT ▶

## ***NSMutableCopying***

*Mac OS X 10.0*

This protocol declares the single method `mutableCopyWithZone:`, which is implemented by classes that wish to allow clients to make mutable copies of themselves. This protocol should be adopted only by classes that have both mutable and immutable variants (for example, `NSString` and `NSMutableString`). Clients create mutable copies of objects through `NSObject`'s `mutableCopy` convenience method, which invokes `mutableCopyWithZone:` with the default zone.

```
@protocol NSMutableCopying
```

```
// Instance Methods
```

```
- (id)mutableCopyWithZone: (NSZone *) zone;
```

```
@end
```

[\[ Team LIB \]](#)

◀ PREVIOUS

NEXT ▶

[This HTML Help has been published using the chm2web software.](#)



Click [here](#) to show toolbars of the Web Online Help System: [show toolbars](#)

[\[ Team LIB \]](#)

◀ PREVIOUS    NEXT ▶

## ***NSObjCTypeSerializationCallback***

*Mac OS X 10.0*

This protocol is adopted by classes that wish to intervene in serialization and deserialization operations. It is obsolete and has been deprecated.

```
@protocol NSObjCTypeSerializationCallback
```

```
// Instance Methods
```

```
- (void)serializeObjectAt:(id *)object ofObjCType:(const char *)type intoData:(NSMutableData *)data;
```

```
- (void)deserializeObjectAt:(id *)object ofObjCType:(const char *)type fromData:(NSData *)data  
    atCursor:(unsigned *)cursor;
```

```
@end
```

[\[ Team LIB \]](#)

◀ PREVIOUS    NEXT ▶

[This HTML Help has been published using the chm2web software.](#)

Click [here](#) to show toolbars of the Web Online Help System: [show toolbars](#)

[\[ Team LiB \]](#)

◀ PREVIOUS

NEXT ▶

## ***NSObject***

*Mac OS X 10.0*

This protocol defines the interface for so-called *first-class objects*. Objects that conform to the **NSObject** protocol are able to provide a great deal of information about themselves to other objects, such as their classnames, superclass names, and the protocols that they conform to. Additionally, this protocol declares methods that clients use to determine whether an object can respond to an arbitrary message. Finally, the **NSObject** protocol declares methods that allow objects to participate in Cocoa's memory management system. In the Foundation framework, the two root classes **NSObject** and **NSProxy** conform to this protocol.

```
@protocol NSObject
```

```
// Instance Methods
```

```
- (BOOL)isEqual: (id) object;
```

```
- (unsigned) hash;
```

```
- (Class) superclass;
```

```
- (Class) class;
```

```
- (id) self;
```

```
- (NSZone *) zone;
```

```
- (id) performSelector: (SEL) aSelector;
```

```
- (id) performSelector: (SEL) aSelector withObject: (id) object;
```

- (id) performSelector: (SEL) aSelector withObject: (id) object1 withObject: (id) object2;
- (BOOL) isProxy;
- (BOOL) isKindOfClass: (Class) aClass;
- (BOOL) isMemberOfClass: (Class) aClass;
- (BOOL) conformsToProtocol: (Protocol \*) aProtocol;
- (BOOL) respondsToSelector: (SEL) aSelector;
- (id) retain;
- (oneway void) release;
- (id) autorelease;
- (unsigned) retainCount;
- (NSString \*) description;

@end

Click [here](#) to show toolbars of the Web Online Help System: [show toolbars](#)

[\[ Team LiB \]](#)

◀ PREVIOUS    NEXT ▶

## ***NSStringComparisonMethods***

*Mac OS X 10.0*

This informal protocol declares methods that are appropriate for use in comparing scriptable objects. Many Cocoa classes provide default implementations of these methods as part of the built-in support for scripting. This is especially true for the Foundation classes such as *NSString*, *NSNumber*, and *NSDate* that represent basic data types in a scripting environment. When a specifier test object evaluates a Boolean expression, it tries to invoke methods of this protocol in the relevant objects. If neither of the objects implement the necessary methods, then the scripting system will try to invoke methods from the *NSComparisonMethods* protocol.

```
@interface NSObject (NSStringComparisonMethods)
```

```
// Instance Methods
```

- (BOOL) scriptingIsEqualTo: (id) object;
- (BOOL) scriptingIsLessThanOrEqualTo: (id) object;
- (BOOL) scriptingIsLessThan: (id) object;
- (BOOL) scriptingIsGreaterThanOrEqualTo: (id) object;
- (BOOL) scriptingIsGreaterThan: (id) object;
- (BOOL) scriptingBeginsWith: (id) object;
- (BOOL) scriptingEndsWith: (id) object;
- (BOOL) scriptingContains: (id) object;

@end

[\[ Team LiB \]](#)

◀ PREVIOUS

NEXT ▶

---

[This HTML Help has been published using the chm2web software.](#)

## ***NSScriptKeyValueCoding***

*Mac OS X 10.0*

This protocol defines additional key-value coding functionality beyond that of `NSKeyValueCoding`. The additional functionality provides support for scriptability in Cocoa.

```
@interface NSObject (NSScriptKeyValueCoding)

// Instance Methods

- (id) valueAtIndex: (unsigned) index inPropertyWithKey: (NSString *) key;

- (id) valueWithName: (NSString *) name inPropertyWithKey: (NSString *) key;

- (id) valueWithUUID: (id) uuid inPropertyWithKey: (NSString *) key;

- (void) replaceValueAtIndex: (unsigned) index inPropertyWithKey: (NSString *) key withValue: (id) value;

- (void) insertValue: (id) value atIndex: (unsigned) index inPropertyWithKey: (NSString *) key;

- (void) removeValueAtIndex: (unsigned) index fromPropertyWithKey: (NSString *) key;

- (void) insertValue: (id) value inPropertyWithKey: (NSString *) key;

- (id) coerceValue: (id) value forKey: (NSString *) key;

@end
```

## ***NSScriptObjectSpecifiers***

*Mac OS X 10.0*

---

This informal protocol declares two methods that classes implement to support scriptability. The two methods are `objectSpecifier` and `indicesOfObjectsByEvaluatingObjectSpecifier:`. The `objectSpecifier` method, when implemented, should return an instance of `NSObjectSpecifier`, while the second method listed below is implemented by container objects to return an `NSArray` of `NSNumber`s indicating the indices of objects within the container that match the specifier indicated in the argument. See the class description of [NSScriptObjectSpecifier](#) in [Chapter 13](#) for more information.

```
@interface NSObject (NSScriptObjectSpecifiers)

// Instance Methods

- (NSScriptObjectSpecifier *) objectSpecifier;

- (NSArray *) indicesOfObjectsByEvaluatingObjectSpecifier: (NSScriptObjectSpecifier *) specifier;

@end
```

Click [here](#) to show toolbars of the Web Online Help System: [show toolbars](#)

[\[ Team LiB \]](#)

◀ PREVIOUS    NEXT ▶

## ***NSURLHandleClient***

*Mac OS X 10.0*

This protocol defines methods that clients of **NSURLHandle** must implement to function as such. See [Chapter 6](#) for more information.

```
@protocol NSURLHandleClient

// Instance Methods

- (void)URLHandle:(NSURLHandle *)sender resourceDataDidBecomeAvailable:(NSData *)newBytes;

- (void)URLHandleResourceDidBeginLoading:(NSURLHandle *)sender;

- (void)URLHandleResourceDidFinishLoading:(NSURLHandle *)sender;

- (void)URLHandleResourceDidCancelLoading:(NSURLHandle *)sender;

- (void)URLHandle:(NSURLHandle *)sender resourceDidFailLoadingWithReason:(NSString *)reason;

@end
```

[\[ Team LiB \]](#)

◀ PREVIOUS    NEXT ▶

[This HTML Help has been published using the chm2web software.](#)



Click [here](#) to show toolbars of the Web Online Help System: [show toolbars](#)

[\[ Team LiB \]](#)

◀ PREVIOUS

NEXT ▶

## Chapter 15. Application Kit Classes

This chapter covers the classes of the Application Kit. The Application Kit implements all of the graphical user interface components of Cocoa, including the complete standard Aqua widget set. Additionally, the Application Kit provides classes for interacting with the Quartz 2D drawing system, and for managing and accessing resources such as colors, fonts, and printers. The Application Kit is discussed in [Chapter 3](#), [Chapter 4](#) and [Chapter 5](#) go into more detail about aspects of the Application Kit.

[\[ Team LiB \]](#)

◀ PREVIOUS

NEXT ▶

---

[This HTML Help has been published using the chm2web software.](#)

## ***NSActionCell***

*Mac OS X 10.0*

This subclass of `NSCell` provides an implementation of the target/action mechanism that is the basis of interface messaging in Cocoa. This mechanism operates by sending a message, often referred to as an *action message* to a *target* object. The majority of controls in the Application Kit rely on the functionality of `NSActionCell` to notify clients when the control has been activated by the user.

While `NSCell` implements most of the methods found in `NSActionCells`, it does so only passively. `NSActionCell` reimplements many of `NSCell`'s methods to provide an active target/action mechanism and to manage the target and action of a cell. In addition to managing these attributes of a cell, `NSActionCell` provides the necessary implementation to provide feedback to mouse actions, such as highlighting certain active areas of a control when the mouse hovers above them.



```
@interface NSActionCell : NSCell
```

```
// Accessor Methods
```

```
- (void) setFloatingPointFormat: (BOOL) autoRange left: (unsigned int) leftDigits right: (unsigned int) rightDigits;
```

```
- (void) setAlignment: (NSTextAlignment) mode;
```

```
- (void) setBordered: (BOOL) flag;
```

```
- (void) setBezel ed: (BOOL) flag;
```

```
- (void) setEnabled: (BOOL) flag;
```

```
- (void) setTag: (int) anInt;
```

- (int) tag;

- (void) setImage: (NSImage \*) image;

- (void) setTarget: (id) anObject;

- (id) target;

- (void) setAction: (SEL) aSelector;

- (SEL) action;

- (void) setObjectValue: (id) obj;

- (void) setFont: (NSFont \*) fontObj;

// Instance Methods

- (double) doubleValue;

- (float) floatValue;

- (int) intValue;

- (NSString \*) stringValue;

- (NSView \*) controlView;

## Subclasses

NSButtonCell, NSFormCell, NSSliderCell, NSStepperCell, NSTextFieldCell

[\[ Team LIB \]](#)

[◀ PREVIOUS](#) [NEXT ▶](#)

[This HTML Help has been published using the chm2web software.](#)

Click [here](#) to show toolbars of the Web Online Help System: [show toolbars](#)

[\[ Team LIB \]](#)

◀ PREVIOUS    NEXT ▶

## ***NSAffineTransform***

*Mac OS X 10.0*

This class is used to perform affine transform operations on **NSBezierPath** objects, as well as on **NSSize**, and **NSPoint** structures. An *affine transform* is an operation in which one coordinate system is mapped to another whereby the parallelism of lines is maintained, but not necessarily their length or angles.

**NSAffineTransform** has methods for performing several types of operations: rotation, scaling, and translation. These transforms are implemented in the methods **scaleBy:**, **scaleBy:yBy:**, **rotateByDegrees:**, **rotateByRadians:**, and **translateBy:yBy:**. Additionally, applications may define their own transformation matrices using the method **setTransformStruct:**. To apply a transform to an object we use **transformBezierPath:**, **transformSize:**, and **transformPoint:**.



```
@interface NSAffineTransform : NSObject <NSCoding, NSCopying>
```

```
// Initializers
```

```
- (id)initWithTransform: (NSAffineTransform *) transform;
```

```
// Accessor Methods
```

```
- (void)setTransformStruct: (NSAffineTransformStruct) transformStruct;
```

```
- (NSAffineTransformStruct) transformStruct;
```

```
// Class Methods
```

```
+ (NSAffineTransform *) transform;
```

```
// Instance Methods
```

```
- (void) invert;
```

```
- (void) concat;
```

```
- (void) set;
```

```
- (void) appendTransform: (NSAffineTransform *) transform;
```

```
- (void) prependTransform: (NSAffineTransform *) transform;
```

```
- (void) rotateByDegrees: (float) angle;
```

```
- (void) rotateByRadians: (float) angle;
```

```
- (void) scaleBy: (float) scale;
```

```
- (void) scaleXBy: (float) scaleX yBy: (float) scaleY;
```

```
- (NSBezierPath *) transformBezierPath: (NSBezierPath *) aPath;
```

```
- (NSPoint) transformPoint: (NSPoint) aPoint;
```

```
- (NSSize) transformSize: (NSSize) aSize;
```

```
- (void) translateXBy: (float) deltaX yBy: (float) deltaY;
```

```
// Methods Implementing NSCoder
```

```
- (void) encodeWithCoder: (NSCoder *) aCoder;
```

```
- (id) initWithCoder: (NSCoder *) aDecoder;
```

```
// Methods Implementing NSCopying
```

```
- (id) copyWithZone: (NSZone *) zone;
```

[\[ Team LiB \]](#)

◀ PREVIOUS

NEXT ▶

[This HTML Help has been published using the chm2web software.](#)

Click [here](#) to show toolbars of the Web Online Help System: [show toolbars](#)

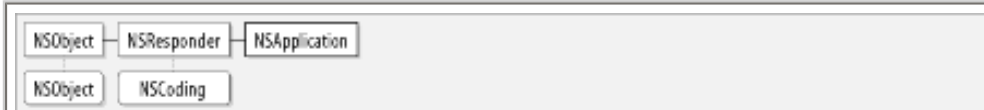
◀ PREVIOUS    NEXT ▶

[ [Team LiB](#) ]

## ***NSApplication***

*Mac OS X 10.0*

This is one of the three classes that define the overall architecture of the Application Kit, as well as the general behavior of Cocoa applications. The other two classes are ***NSView*** and ***NSResponder***. Every AppKit-based application has an instance of ***NSApplication*** that is accessible through the global variable ***NSApp***.



```
@interface NSApplication : NSResponder
```

```
// Accessor Methods
```

```
- (void) setMainMenu: (NSMenu *) aMenu;
```

```
- (NSMenu *) mainMenu;
```

```
- (void) setDelegate: (id) anObject;
```

```
- (id) delegate;
```

```
- (void) setWindowsNeedUpdate: (BOOL) needUpdate;
```

```
- (void) setApplicationMenu: (NSMenu *) menu;
```

```
- (void) setApplicationIconImage: (NSImage *) image;
```

```
- (NSImage *) applicationIconImage;
```

```
- (void) setWindowsMenu: (NSMenu *) aMenu;
```

```
- (NSMenu *) windowsMenu;
```

```
- (void) setServicesMenu: (NSMenu *) aMenu;
```

- (NSMenu \*) servicesMenu;

- (void) setServicesProvider: (id) provider;

- (id) servicesProvider;

// Class Methods

+ (void) detachDrawingThread: (SEL) selector toTarget: (id) target withObject: (id) argument;

+ (NSApplication \*) sharedApplication;

// Instance Methods

- (NSModalSession) beginModalSessionForWindow: (NSWindow \*) theWindow;

- (void) activateContextHelpMode: (id) sender;

- (void) abortModal;

- (void) activateIgnoringOtherApps: (BOOL) flag;

- (void) addWindowsItem: (NSWindow \*) win title: (NSString \*) aString filename: (BOOL) isFilename;

- (void) arrangeInFront: (id) sender;

- (NSModalSession) beginModalSessionForWindow: (NSWindow \*) theWindow  
relativeToWindow: (NSWindow \*) docWindow;

- (void) beginSheet: (NSWindow \*) sheet modalForWindow: (NSWindow \*) docWindow modalDelegate: (id) modalDelegate  
didEndSelector: (SEL) didEndSelector contextInfo: (void \*) contextInfo;

- (void) cancelUserAttentionRequest: (int) request;

- (void) changeColor: (id) sender;

- (void) changeWindowsItem: (NSWindow \*) win title: (NSString \*) aString filename: (BOOL) isFilename;

- (NSGraphicsContext \*) context;

- (NSEvent \*) currentEvent;

- (void) deactivate;



- (void) discardEventsMatchingMask: (unsigned int) mask beforeEvent: (NSEvent \*) lastEvent;

- (void) endModalSession: (NSModalSession) session;

- (void) endSheet: (NSWindow \*) sheet;

- (void) endSheet: (NSWindow \*) sheet returnCode: (int) returnCode;

- (void) finishLaunching;

- (void) hide: (id) sender;

- (void) hideOtherApplications: (id) sender;

- (BOOL) isActive;

- (BOOL) isHidden;

- (BOOL) isRunning;

- (NSWindow \*) keyWindow;

- (NSWindow \*) mainWindow;

- (NSWindow \*) makeWindowsPerform: (SEL) aSelector inOrder: (BOOL) flag;

- (void) minimizeAll: (id) sender;

- (NSWindow \*) modalWindow;

- (NSEvent \*) nextEventMatchingMask: (unsigned int) mask untilDate: (NSDate \*) expiration inMode: (NSString \*) mode dequeue: (BOOL) dequeueFlag;

- (void) orderFrontColorPanel: (id) sender;

- (void) orderFrontStandardAboutPanel: (id) sender;

- (void) orderFrontStandardAboutPanelWithOptions: (NSDictionary \*) optionsDictionary;

- (void) postEvent: (NSEvent \*) event atStart: (BOOL) flag;

- (void) preventWindowOrdering;

- (void) registerServicesMenuSendTypes: (NSArray \*) sendTypes returnTypes: (NSArray \*) returnTypes;

- (void) removeWindowsItem: (NSWindow \*) win;

- (void) replyToApplicationShouldTerminate: (BOOL) shouldTerminate;

- (void) reportException: (NSException \*) theException;

- (int) requestUserAttention: (NSRequestUserAttentionType) requestType;

- (void) run;

- (int) runModalForWindow: (NSWindow \*) theWindow;

- (int) runModalForWindow: (NSWindow \*) theWindow relativeToWindow: (NSWindow \*) docWindow;

- (int) runModalSession: (NSModalSession) session;

- (void) runPageLayout: (id) sender;

- (BOOL) sendAction: (SEL) theAction to: (id) theTarget from: (id) sender;

- (void) sendEvent: (NSEvent \*) theEvent;

- (void) showHelp: (id) sender;

- (void) stop: (id) sender;

- (void) stopModal;

- (void) stopModalWithCode: (int) returnCode;

- (id) targetForAction: (SEL) theAction;

- (id) targetForAction: (SEL) theAction to: (id) theTarget from: (id) sender;

- (void) terminate: (id) sender;

- (BOOL) tryToPerform: (SEL) anAction with: (id) anObject;

- (void) unhide: (id) sender;

- (void) deallocApplicat ions: (id) sender;

- (void) deallocWithoutAct ivation;

- (void) updateWindows;

- (void) updateWindowsItem: (NSWindow \*) win;

- (id) validRequestorForSendType: (NSString \*) sendType

returnType: (NSString \*) returnType;

- (NSWindow \*) windowWithWindowNumber: (int) windowNum;

- (NSArray \*) windows;

// Methods Implemented by the Delegate

- (BOOL) application: (NSApplication \*) sender delegateHandlesKey: (NSString \*) key;

- (BOOL) application: (NSApplication \*) sender openFile: (NSString \*) filename;

- (BOOL) application: (NSApplication \*) sender openTempFile: (NSString \*) filename;

- (BOOL) application: (NSApplication \*) sender printFile: (NSString \*) filename;

- (BOOL) application: (id) sender openFileWithoutUI: (NSString \*) filename;

- (void) applicationDidBecomeActive: (NSNotification \*) notification;

- (void) applicationDidChangeScreenParameters: (NSNotification \*) notification;

- (void) applicationDidEnterFocusedLaunching: (NSNotification \*) notification;

- (void) applicationDidEnterHi de: (NSNotification \*) notification;

- (void) applicationDidEnterResignActive: (NSNotification \*) notification;

- (void) applicationDidEnterUnhi de: (NSNotification \*) notification;

- (void) applicationDidEnterUpdate: (NSNotification \*) notification;

- (NSMenu \*) applicationDockMenu: (NSApplication \*) sender;

- (BOOL) applicationOpenUntitledFile: (NSApplication \*) sender;

- (BOOL) applicationShouldHandleReopen: (NSApplication \*) sender hasVisibleWindows: (BOOL) flag;

- (BOOL) applicationShouldOpenUntitledFile: (NSApplication \*) sender;

- (NSApplicationTerminateReply) applicationShouldTerminate: (NSApplication \*) sender;

- (BOOL) applicationShouldTerminateAfterLastWindowClosed: (NSApplication \*) sender;

- (void) applicationWillBecomeActive: (NSNotification \*) notification;

- (void) applicationWillFinishLaunching: (NSNotification \*) notification;

- (void) applicationWillHide: (NSNotification \*) notification;

- (void) applicationWillResignActive: (NSNotification \*) notification;

- (void) applicationWillTerminate: (NSNotification \*) notification;

- (void) applicationWillUnhide: (NSNotification \*) notification;

- (void) applicationWillUpdate: (NSNotification \*) notification;

// Notifications

NSApplicationDidBecomeActiveNotification;

NSApplicationDidChangeScreenParametersNotification;

NSApplicationDidFinishLaunchingNotification;

NSApplicationDidHideNotification;

NSApplicationDidResignActiveNotification;

NSApplicationDidUnhideNotification;

NSApplicationDidUpdateNotification;

NSApplicati onWill BecomeActi veNoti fi cati on;

NSApplicati onWill Fi ni shLaunchi ngNoti fi cati on;

NSApplicati onWill Hi deNoti fi cati on;

NSApplicati onWill Resi gnActi veNoti fi cati on;

NSApplicati onWill Termi nateNoti fi cati on;

NSApplicati onWill Unhi deNoti fi cati on;

NSApplicati onWill Updat eNoti fi cati on;

[\[ Team LiB \]](#)

[◀ PREVIOUS](#) [NEXT ▶](#)

[This HTML Help has been published using the chm2web software.](#)

Click [here](#) to show toolbars of the Web Online Help System: [show toolbars](#)

[ [Team LIB](#) ]


◀ PREVIOUS    NEXT ▶

## ***NSBezierPath***

*Mac OS X 10.0*

This class represents Bezier paths that are vector-based paths based on polynomial formulas. Vector paths are the basis of Quartz 2D. As such, this class provides the most general interface to Quartz 2D from Cocoa.

A Bezier path is constructed from path elements. Complex paths are constructed by appending lines and curves to the path. It is also possible to move to a point, thus creating a broken space in the path. Lines are appended to a path using the method `lineToPoint:`. Curves are appended using the method `curveToPoint:controlPoint1:controlPoint2:`. To move to a new location on the canvas, use the method `moveToPoint:`. In all of these methods, the point referred to is the end point of the element; the starting point is implicitly specified as the endpoint of the last element in the path. [Chapter 4](#) provides a more detailed discussion on the use of `NSBezierPath` for drawing.



```
@interface NSBezierPath : NSObject <NSCoding, NSCopying>
```

```
// Accessor Methods
```

```
- (void) setMiterLimit: (float) miterLimit;
```

```
- (float) miterLimit;
```

```
- (void) setLineDash: (const float *) pattern count: (int) count phase: (float) phase;
```

```
- (void) setCachesBezierPath: (BOOL) flag;
```

- (BOOL) cachesBezierPath;

- (void) setClip;

- (void) setLineWidth: (float) lineWidth;

- (float) lineWidth;

- (void) setWindingRule: (NSWindingRule) windingRule;

- (NSWindingRule) windingRule;

- (void) setLineJoinStyle: (NSLineJoinStyle) lineJoinStyle;

- (NSLineJoinStyle) lineJoinStyle;

- (void) setAssociatedPoints: (NSPointArray) points atIndex: (int) index;

- (void) setLineCapStyle: (NSLineCapStyle) lineCapStyle;

- (NSLineCapStyle) lineCapStyle;

- (void) setFlatness: (float) flatness;

- (float) flatness;

// Class Methods

+ (NSBezierPath \*) bezierPath;

+ (NSBezierPath \*) bezierPathWithOvalInRect: (NSRect) rect;

+ (NSBezierPath \*) bezierPathWithRect: (NSRect) rect;

+ (void) clipRect: (NSRect) rect;

+ (float) defaultFlattness;

+ (NSLineCapStyle) defaultLineCapStyle;

+ (NSLineJoinStyle) defaultLineJoinStyle;

+ (float) defaultLineWidth;

+ (float) defaultMiterLimit;

+ (NSWindingRule) defaultWindingRule;

+ (void) drawPackedGlyphs: (const char \*) packedGlyphs atPoint: (NSPoint) point;

+ (void) fillRect: (NSRect) rect;

+ (void) setDefaultFlattness: (float) flattness;

+ (void) setDefaultLineCapStyle: (NSLineCapStyle) lineCapStyle;

+ (void) setDefaultLineJoinStyle: (NSLineJoinStyle) lineJoinStyle;

+ (void) setDefaultLineWidth: (float) lineWidth;

+ (void) setDefaultMiterLimit: (float) limit;

+ (void) setDefaultWindingRule: (NSWindingRule) windingRule;

+ (void) strokeLineFromPoint: (NSPoint) point1 toPoint: (NSPoint) point2;

+ (void) strokeRect: (NSRect) rect;



// Instance Methods

- (void) addClip;

- (void) appendBezierPath: (NSBezierPath \*) path;

- (void) appendBezierPathWithArcFromPoint: (NSPoint) point1;

- (void) appendBezierPathWithArcWithCenter: (NSPoint) center radius: (float) radius;

- (void) appendBezierPathWithArcWithCenter: (NSPoint) center radius: (float) radius;

- (void) appendBezierPathWithGlyph: (NSGlyph) glyph inFont: (NSFont \*) font;

- (void) appendBezierPathWithGlyphs: (NSGlyph \*) glyphs count: (int) count;

- (void) appendBezierPathWithOvalInRect: (NSRect) rect;

- (void) appendBezierPathWithPackedGlyphs: (const char \*) packedGlyphs;

- (void) appendBezierPathWithPoints: (NSPointArray) points count: (int) count;

- (void) appendBezierPathWithRect: (NSRect) rect;

- (NSBezierPath \*) bezierPathByFlatteningPath;

- (NSBezierPath \*) bezierPathByReversingPath;

- (NSRect) bounds;

- (void) closePath;

- (NSPoint) currentPoint;

- (NSBezierPathElement) elementAtIndex: (int) index;

- (NSBezierPathElement) elementAtIndex: (int) index;

- (int) elementCount;

- (void) fill;

- (void) getLineDash: (float \*) pattern count: (int \*) count phase: (float \*) phase;

- (BOOL) isEmpty;

- (void) lineToPoint: (NSPoint) point;

- (void) moveToPoint: (NSPoint) point;

- (void) relativeCurveToPoint: (NSPoint) endPoint;

- (void) relativeLineToPoint: (NSPoint) point;

- (void) relativeMoveToPoint: (NSPoint) point;

- (void) removeAllPoints;

- (void) stroke;

- (void) transformUsingAffineTransform: (NSAffineTransform \*) transform;

- (BOOL) containsPoint: (NSPoint) point;

- (NSRect) controlPointBounds;

- (void) curveToPoint: (NSPoint) endPoint;

```
// Methods Implementing NSCodering
```

```
- (void) encodeWithCoder: (NSCoder *) aCoder;
```

```
- (id) initWithCoder: (NSCoder *) aDecoder;
```

```
// Methods Implementing NSCopying
```

```
- (id) copyWithZone: (NSZone *) zone;
```

[\[ Team LIB \]](#)

◀ PREVIOUS

NEXT ▶

[This HTML Help has been published using the chm2web software.](#)

## NSBitmapImageRep

Mac OS X 10.0

This subclass of `NSImageRep` represents bitmapped raster images. `NSBitmapImageRep` is able to read and write image data in many of the popular bitmap image data formats: TIFF, JPEG, Windows Bitmap, PNG, as well as raw data. This class allows applications to create bitmap image buffers that can be manipulated programmatically, and is thus useful for image manipulation and filtering applications. To obtain a pointer to the image data buffer, use the method `bitmapData`. If the image data is arranged in planes, rather than interlaced, use the method `getBitmapDataPlanes`, which returns a C array of pointers to the image's data planes. `NSBitmapImageRep` provides a number of methods for discovering characteristics of the image data, such as the buffer size, pixel and sample formats, and more. See [Chapter 4](#) for more information on how Cocoa handles images.



```
@interface NSBitmapImageRep : NSImageRep
```

```
// Initializers
```

```
- (id) initWithIncrementalLoad;
```

```
- (id) initWithBitmapDataPlanes:(unsigned char **)planes pixelSize:(int)width pixelSize:(int)height
bitsPerSample:(int)bps samplesPerPixel:(int)spp hasAlpha:(BOOL)alpha isPlanar:(BOOL)isPlanar
colorSpaceName:(NSString *)colorSpaceName bytesPerRow:(int)rBytes bitsPerPixel:(int)pBits;
```

```
- (id) initWithData:(NSData *)tiffData;
```

```
- (id) initWithFocusedViewRect:(NSRect)rect;
```

```
// Accessor Methods
```

```
- (void)setCompression:(NSTIFFCompression)compression factor:(float)factor;
```

```
- (void)setProperty:(NSString *)property withValue:(id)value;
```

```
// Class Methods
```

```
+ (NSData *)TIFFRepresentationOfImageRepsInArray:(NSArray *)array;
```

```
+ (NSData *)TIFFRepresentationOfImageRepsInArray: (NSArray *) array usingCompression: (NSTIFFCompression) comp
```

```
+ (void) getTIFFCompressionTypes: (const NSTIFFCompression **) list count: (int *) numTypes;
```

```
+ (id) imageRepWithData: (NSData *) tiffData;
```

```
+ (NSArray *) imageRepsWithData: (NSData *) tiffData;
```

```
+ (NSString *) localizedNameForTIFFCompressionType: (NSTIFFCompression) compression;
```

```
+ (NSData *) representationOfImageRepsInArray: (NSArray *) imageReps  
    usingType: (NSBitmapImageFileType) storageType properties: (NSDictionary *) properties;
```

```
// Instance Methods
```

```
- (NSData *) TIFFRepresentation;
```

```
- (NSData *) TIFFRepresentationUsingCompression: (NSTIFFCompression) comp factor: (float) factor;
```

```
- (unsigned char *) bitmapData;
```

```
- (int) bytesPerRow;
```

```
- (int) bitsPerPixel;
```

```
- (int) bytesPerPlane;
```

```
- (BOOL) canBeCompressedUsing: (NSTIFFCompression) compression;
```

```
- (void) colorizeByMappingGray: (float) midPoint toColor: (NSColor *) midPointColor  
    blackMapping: (NSColor *) shadowColor whiteMapping: (NSColor *) lightColor;
```

```
- (void) getBitmapDataPlanes: (unsigned char **) data;
```

```
- (void) getCompression: (NSTIFFCompression *) compression factor: (float *) factor;
```

```
- (int) incrementalLoadFromData: (NSData *) data complete: (BOOL) complete;
```

```
- (BOOL) isPlanar;
```

```
- (int) numberOfPlanes;
```

- (NSData \*) representationUsingType: (NSBitmapImageFileType) storageType  
properties: (NSDictionary \*) properties;

- (int) samplesPerPixel;

- (id) valueForProperty: (NSString \*) property;

[\[ Team LIB \]](#)

[◀ PREVIOUS](#) [NEXT ▶](#)

[This HTML Help has been published using the chm2web software.](#)

Click [here](#) to show toolbars of the Web Online Help System: [show toolbars](#)

[\[ Team LiB \]](#)

◀ PREVIOUS

NEXT ▶

## ***NSBox***

*Mac OS X 10.0*

This simple subclass of **NSView** performs two tasks: it can draw a border around itself, as well as title itself. By specifying that the box should have no border or title, **NSBox** views can be used to transparently group other **NSView** objects by making them subviews of the box view. Interface Builder provides facilities for using **NSBox** to group views.



```
@interface NSBox : NSView
```

```
// Accessor Methods
```

```
- (void) setTitle: (NSString *) aString;
```

```
- (NSString *) title;
```

```
- (void) setBorderType: (NSBorderType) aType;
```

```
- (NSBorderType) borderType;
```

```
- (void) setBoxType: (NSBoxType) boxType;
```

```
- (NSBoxType) boxType;
```

```
- (void) setTitlePosition: (NSTitlePosition) aPosition;
```

- (NSTitlePosition) titlePosition;

- (void) setFrameFromContentFrame: (NSRect) contentFrame;

- (void) setTitleFont: (NSFont \*) fontObj;

- (NSFont \*) titleFont;

- (void) setContentView: (NSView \*) aView;

- (id) contentView;

- (void) setContentViewMargins: (NSSize) offsetSize;

- (NSSize) contentViewMargins;

// Instance Methods

- (NSRect) borderRect;

- (void) sizeToFit;

- (id) titleCell;

- (NSRect) titleRect;



## ***NSBrowser***

*Mac OS X 10.0*

This **NSControl** subclass represents an interface widget that displays hierarchical data in a series of columns, much like a Column View in the Finder. If the data is not hierarchical, then **NSBrowser** displays the data as a list. Data is provided to a browser by its delegate object.



```
@interface NSBrowser : NSControl
```

```
// Accessor Methods
```

```
- (void) setTitle: (NSString *) aString ofColumn: (int) column;
```

```
- (void) setDoubleClickAction: (SEL) aSelector;
```

```
- (SEL) doubleClickAction;
```

```
- (void) setMatrixClass: (Class) factoryId;
```

```
- (Class) matrixClass;
```

```
- (void) setPathSeparator: (NSString *) newString;
```

```
- (NSString *) pathSeparator;
```

```
- (void) setCellClass: (Class) factoryId;
```

```
- (void) setCellPrototype: (NSCell *) aCell;
```

- (id) cellPrototype;

- (void) setDelegate: (id) anObject;

- (id) delegate;

- (void) setReusesColumns: (BOOL) flag;

- (BOOL) reusesColumns;

- (void) setHasHorizontalScroller: (BOOL) flag;

- (BOOL) hasHorizontalScroller;

- (void) setSeparatesColumns: (BOOL) flag;

- (BOOL) separatesColumns;

- (void) setTitle: (BOOL) flag;

- (void) setMinColumnWidth: (float) columnWidth;

- (float) minColumnWidth;

- (void) setMaxVisibleColumns: (int) columnCount;

- (int) maxVisibleColumns;

- (void) setSendsActionOnArrowKeys: (BOOL) flag;

- (BOOL) sendsActionOnArrowKeys;

- (void) setAllowsMultipleSelection: (BOOL) flag;

- (BOOL) allowsMultipleSelection;

- (void) setAllowsBranchSelection: (BOOL) flag;

- (BOOL) allowsBranchSelection;

- (void) setAllowsEmptySelection: (BOOL) flag;

- (BOOL) allowsEmptySelection;

- (void) setTakesTitleFromPreviousColumn: (BOOL) flag;

- (BOOL) takesTitleFromPreviousColumn;

- (void) setAcceptsArrowKeys: (BOOL) flag;

- (BOOL) acceptsArrowKeys;

- (BOOL) setPath: (NSString \*) path;

- (NSString \*) path;

- (void) setLastColumn: (int) column;

- (int) lastColumn;

// Class Methods

+ (Class) cellClass;

// Instance Methods

- (NSRect) frameOfColumn: (int) column;

- (void) doDoubleClick: (id) sender;

- (void) doClick: (id) sender;

- (void) displayColumn: (int) column;

- (void) addColumn;

- (void) displayAllColumns;

- (int) columnOfMatrix: (NSMatrix \*) matrix;

- (void) drawTitleOfColumn: (int) column inRect: (NSRect) aRect;

- (int) firstVisibleColumn;

- (NSRect) frameOfIndexOfColumn: (int) column;

- (BOOL) isLoading;

- (BOOL) isTitled;

- (int) lastVisibleColumn;

- (void) loadColumnZero;

- (id) loadedCellAtRow: (int) row column: (int) col;

- (NSMatrix \*) matrixInColumn: (int) column;

- (int) numberOfVisibleColumns;

- (NSString \*) pathToColumn: (int) column;

- (void) reloadColumn: (int) column;

- (void) scrollColumnToVisible: (int) column;

- (void) scrollColumnsLeftBy: (int) shiftAmount;

- (void) scrollColumnsRightBy: (int) shiftAmount;

- (void) scrollViaScroller: (NSScroller \*) sender;

- (void) selectAll: (id) sender;

- (void) selectRow: (int) row inColumn: (int) column;

- (id) selectedCell;

- (id) selectedCellInColumn: (int) column;

- (NSArray \*) selectedCells;

- (int) selectedColumn;

- (int) selectedRowInColumn: (int) column;

- (BOOL) sendAction;

- (void) tile;

- (NSRect) titleFrameOfColumn: (int) column;

- (float) titleHeight;

- (NSString \*) titleOfColumn: (int) column;

- (void) updateScroller;

- (void) validateVisibleColumns;

// Methods Implemented by the Delegate

- (void) browser: (NSBrowser \*) sender createRowsForColumn: (int) column inMatrix: (NSMatrix \*) matrix;

- (BOOL) browser: (NSBrowser \*) sender isColumnValid: (int) column;

- (int) browser: (NSBrowser \*) sender numberOfRowsInColumn: (int) column;

- (BOOL) browser: (NSBrowser \*) sender selectCellWithString: (NSString \*) title inColumn: (int) column;

- (BOOL) browser: (NSBrowser \*) sender selectRow: (int) row inColumn: (int) column;

- (NSString \*)browser:(NSBrowser \*)sender titleOfColumn:(int)column;

- (void)browser:(NSBrowser \*)sender willDisplayCell:(id)cell atRow:(int)row column:(int)column;

- (void)browserDidScroll:(NSBrowser \*)sender;

- (void)browserWillScroll:(NSBrowser \*)sender;

Click [here](#) to show toolbars of the Web Online Help System: [show toolbars](#)

[\[ Team LiB \]](#)


◀ PREVIOUS

NEXT ▶

## ***NSBrowserCell***

*Mac OS X 10.0*

Instances of this class are responsible for displaying the contents of columns in an **NSBrowser**, which are **NSMatrix** views containing a stack of **NSBrowserCell** objects.



```
@interface NSBrowserCell : NSCell
```

```
// Accessor Methods
```

```
- (void) setLeaf: (BOOL) flag;
```

```
- (void) setAlternateImage: (NSImage *) newAltImage;
```

```
- (NSImage *) alternateImage;
```

```
- (void) setLoaded: (BOOL) flag;
```

```
- (void) setImage: (NSImage *) image;
```

```
- (NSImage *) image;
```

```
// Class Methods
```

```
+ (NSImage *) branchImage;
```

```
+ (NSImage *) highlightedBranchImage;
```

```
// Instance Methods
```

```
- (void) set;
```

```
- (NSColor *) highlightedColorInView: (NSView *) controlView;
```

```
- (BOOL) isLeaf;
```

```
- (BOOL) isLoaded;
```

```
- (void) reset;
```

[\[ Team Lib \]](#)

◀ PREVIOUS

NEXT ▶

[This HTML Help has been published using the chm2web software.](#)



Click [here](#) to show toolbars of the Web Online Help System: [show toolbars](#)

[\[ Team LIB \]](#)

◀ PREVIOUS

NEXT ▶

## ***NSButton***

*Mac OS X 10.0*

This **NSControl** subclass represents a button control in the user interface. A button works by sending out an action message whenever a mouse-down and mouse-up event occurs within the button area. The associated **NSCell** subclass for **NSButton** is **NSButtonCell**, described next.



```
@interface NSButton : NSControl
```

```
// Accessor Methods
```

```
- (void) setImagePosition: (NSCellImagePosition) aPosition;
```

```
- (NSCellImagePosition) imagePosition;
```

```
- (void) setTitle: (NSString *) aString;
```

```
- (NSString *) title;
```

```
- (void) setAlternateTitle: (NSString *) aString;
```

```
- (NSString *) alternateTitle;
```

```
- (void) setKeyEquivalentModifierMask: (unsigned int) mask;
```

- (unsigned int) keyEquivalentMask;

- (void) setImage: (NSImage \*) image;

- (NSImage \*) image;

- (void) setAlternateImage: (NSImage \*) image;

- (NSImage \*) alternateImage;

- (void) setKeyEquivalent: (NSString \*) charCode;

- (NSString \*) keyEquivalent;

- (void) setTitle: (NSAttributedString \*) aString;

- (NSAttributedString \*) title;

- (void) setAllowsMixedState: (BOOL) flag;

- (BOOL) allowsMixedState;

- (void) setTitleAlternate: (NSAttributedString \*) obj;

- (NSAttributedString \*) titleAlternate;

- (void) setBordered: (BOOL) flag;

- (void) setSound: (NSSound \*) aSound;

- (NSSound \*) sound;

- (void) setPeriodicDelay: (float) delay interval: (float) interval;

- (void) setTransparent: (BOOL) flag;

- (void) setButtonType: (NSButtonType) aType;

- (void) setState: (int) value;

- (int) state;

- (void) setNextState;

// Instance Methods

- (BOOL) showsBorderOnlyWhileMouseInside;

- (NSBezelStyle) bezelStyle;

- (void) getPeriodicDelay: (float \*) delay interval: (float \*) interval;

- (void) highlight: (BOOL) flag;

- (BOOL) isBordered;

- (BOOL) isTransparent;

- (void) setBezelStyle: (NSBezelStyle) bezelStyle;

- (void) setShowsBorderOnlyWhileMouseInside: (BOOL) show;

- (BOOL) performKeyEquivalent: (NSEvent \*) key;

## Subclasses

NSPopUpButton



Click [here](#) to show toolbars of the Web Online Help System: [show toolbars](#)

[\[ Team Lib \]](#)

◀ PREVIOUS

NEXT ▶

## ***NSButtonCell***

*Mac OS X 10.0*

This subclass of `NSActionCell` contains the majority of the functionality of a button control. `NSButtonCell`, like most `NSCell` subclasses, is responsible for the appearance of the `NSButton` control; `NSButton` serves more as a view for `NSButtonCell` to draw in, and most of `NSButton`'s API is forwarded to `NSButtonCell`.



```
@interface NSButtonCell : NSActionCell
```

```
// Accessor Methods
```

```
- (void)setPeriodicDelay:(float)delay interval:(float)interval;
```

```
- (void)setTitle:(NSString *)aString;
```

```
- (NSString *)title;
```

```
- (void)setAlternateTitle:(NSString *)aString;
```

```
- (NSString *)alternateTitle;
```

```
- (void)setImagePosition:(NSCellImagePosition)aPosition;
```

```
- (NSCellImagePosition)imagePosition;
```

- (void) setHighlightsBy: (int) aType;

- (int) highlightsBy;

- (void) setAttributedAlternateTitle: (NSAttributedString \*) obj;

- (NSAttributedString \*) attributedAlternateTitle;

- (void) setAttributedTitle: (NSAttributedString \*) obj;

- (NSAttributedString \*) attributedTitle;

- (void) setTransparent: (BOOL) flag;

- (void) setSound: (NSSound \*) aSound;

- (NSSound \*) sound;

- (void) setKeyEquivalent: (NSString \*) aKeyEquivalent;

- (NSString \*) keyEquivalent;

- (void) setKeyEquivalentModifierMask: (unsigned int) mask;

- (unsigned int) keyEquivalentModifierMask;

- (void) setKeyEquivalentFont: (NSFont \*) fontObj;

- (NSFont \*) keyEquivalentFont;

- (void) setKeyEquivalentFont: (NSString \*) fontName size: (float) fontSize;

- (void) setGradientType: (NSGradientType) type;

- (NSGradientType) gradientType;

- (void) setImageDimensionsWhenDiminished: (BOOL) flag;

- (BOOL) imageDimensionsWhenDiminished;

- (void) setAlternateImage: (NSImage \*) image;

- (NSImage \*) alternateImage;

- (void) setShowsStateBy: (int) aType;

- (int) showsStateBy;

- (void) setButtonType: (NSButtonType) aType;

- (void) setFont: (NSFont \*) fontObj;

#### // Instance Methods

- (BOOL) showsBorderOnlyWhenMouseIndice;

- (BOOL) isOpaque;

- (BOOL) isTransparent;

- (void) getPeriodicDelay: (float \*) delay interval: (float \*) interval;

- (void) performClick: (id) sender;

- (NSBezelStyle) bezelStyle;

- (void) mouseEntered: (NSEvent \*) event;

- (void) mouseExited: (NSEvent \*) event;

- (void) setBezelStyle: (NSBezelStyle) bezelStyle;

- (void) setShowBorderOnlyWhileMouseInside: (BOOL) show;

## Subclasses

NSMenuItemCell

[\[ Team LIB \]](#)

◀ PREVIOUS

NEXT ▶

[This HTML Help has been published using the chm2web software.](#)



## ***NSCachedImageRep***

Mac OS X 10.0

This subclass of *NSImageRep* stores an image's data representation as an image that has been rendered into a window, which is usually an off-screen window. Images represented by *NSCachedImageRep* can be redrawn very quickly as they have already been rendered to the screen environment.



```
@interface NSCachedImageRep : NSImageRep
```

```
// Initializers
```

```
- (id)initWithSize: (NSSize) size depth: (NSWindowDepth) depth separate: (BOOL) flag alpha: (BOOL) alpha;
```

```
- (id)initWithWindow: (NSWindow *) win rect: (NSRect) rect;
```

```
// Instance Methods
```

```
- (NSRect) rect;
```

```
- (NSWindow *) window;
```

## ***NSCell***

*Mac OS X 10.0*

This class is the base superclass for the hierarchy of lightweight objects that know how to draw into a view. Most **NSControl** classes in the Application Kit defer the implementation of drawing to an associated **NSCell**. For example, **NSButton** uses a concrete subclass of **NSCell**, **NSButtonCell**, to handle all of the drawing and event handling of a button interface component. Cells provide a leaner alternative to using views in situations when a control appears repeatedly in a view. The interface of **NSCell** is closely mirrored in **NSControl**; indeed, many concrete subclasses of **NSControl** forward most messages to their associated **NSCell** object.



```
@interface NSCell : NSObject <NSCoding, NSCopying>
```

```
// Initializers
```

```
- (id) initWithImageCell: (NSImage *) image;
```

```
- (id) initWithTextCell: (NSString *) aString;
```

```
// Accessor Methods
```

```
- (void) setBezelEd: (BOOL) flag;
```

```
- (void) setType: (NSCellType) aType;
```

```
- (NSCellType) type;
```

```
- (void) setCellAttribute: (NSCellAttribute) aParameter to: (int) value;
```

```
- (void) setAllowsMixedState: (BOOL) flag;
```

```
- (BOOL) allowsMixedState;
```

```
- (void) setTarget: (id) anObject;
```

- (id) target;

- (void) setAction: (SEL) aSelector;

- (SEL) action;

- (void) setImportsGraphics: (BOOL) flag;

- (BOOL) importsGraphics;

- (void) setTag: (int) anInt;

- (int) tag;

- (void) setTitle: (NSString\*) aString;

- (NSString\*) title;

- (void) setAllowsEditingTextAttributes: (BOOL) flag;

- (BOOL) allowsEditingTextAttributes;

- (void) setEnabled: (BOOL) flag;

- (void) setRepresentedObject: (id) anObject;

- (id) representedObject;

- (void) setAttributedStringValue: (NSAttributedString \*) obj;

- (NSAttributedString \*) attributedStringValue;

- (void) setSelectable: (BOOL) flag;

- (void) setBordered: (BOOL) flag;

- (void) setDoubleValue: (double) aDouble;

- (double) doubleValue;

- (void) setScrollable: (BOOL) flag;

- (void) setSendsActionOnEndEditing: (BOOL) flag;

- (BOOL) sendsActionOnEndEditing;

- (void) setHighlighted: (BOOL) flag;

- (void) setAlignment: (NSTextAlignment) mode;

- (NSTextAlignment) alignment;

- (void) setWraps: (BOOL) flag;

- (BOOL) wraps;

- (void) setImage: (NSImage \*) image;

- (NSImage \*) image;

- (void) setEntryType: (int) aType;

- (int) entryType;

- (NSText \*) setUpFieldEditorAttributes: (NSText \*) textObj;

- (void) setFloatingPointFormat: (BOOL) autoRange left: (unsigned) leftDigits right: (unsigned) rightDigits;

- (void) setFormatter: (NSFormatter \*) newFormatter;

- (id) formatter;

- (void) stringValue: (NSString \*) aString;

- (NSString \*) stringValue;

- (void) intValue: (int) anInt;

- (int) intValue;

- (void) floatValue: (float) aFloat;

- (float) floatValue;

```
- (void) setObjectValue: (id <NSCopying>) obj;
```

```
- (id <NSCopying>) objectValue;
```

```
- (void) setMenu: (NSMenu *) aMenu;
```

```
- (NSMenu *) menu;
```

```
- (void) setFont: (NSFont *) fontObj;
```

```
- (NSFont *) font;
```

```
- (void) setControlSize: (NSControlSize) size;
```

```
- (NSControlSize) controlSize;
```

```
- (void) setContinuous: (BOOL) flag;
```

```
- (void) setState: (int) value;
```

```
- (int) state;
```

```
- (void) setNextState;
```

```
- (int) nextState;
```

```
- (void) setEditable: (BOOL) flag;
```

```
// Class Methods
```

```
+ (NSMenu *) defaultMenu;
```

```
+ (BOOL) prefersTrackingUntilMouseUp;
```

```
// Instance Methods
```

```
- (NSSize) cellSize;
```

```
- (NSColor *) highlightColorWithFrame: (NSRect) cellFrame inView: (NSView *) controlView;
```

```
- (NSRect) imageRectForBounds: (NSRect) theRect;
```

- (BOOL) isEnabled;

- (int) cellAttribute: (NSCellAttribute) aParameter;

- (BOOL) isContinuous;

- (BOOL) isEditable;

- (BOOL) isBordered;

- (BOOL) isBezelled;

- (void) calculateDrawInfo: (NSRect) aRect;

- (void) endEditing: (NSText \*) textObj;

- (NSSize) cellSizeForBounds: (NSRect) aRect;

- (void) getPeriodicDelay: (float \*) delayInterval: (float \*) interval;

- (BOOL) hasValidObjectValue;

- (void) highlight: (BOOL) flag withFrame: (NSRect) cellFrame inView: (NSView \*) controlView;

- (NSComparisonResult) compare: (id) otherCell;

- (void) setControlTint: (NSControlTint) controlTint;

- (BOOL) continueTracking: (NSPoint) lastPoint at: (NSPoint) currentPoint inView: (NSView \*) controlView;

- (NSControlTint) controlTint;

- (NSView \*) controlView;

- (void) drawInteriorWithFrame: (NSRect) cellFrame inView: (NSView \*) controlView;

- (void) drawWithFrame: (NSRect) cellFrame inView: (NSView \*) controlView;

- (NSRect) drawingRectForBounds: (NSRect) theRect;

- (void) editWithFrame: (NSRect) aRect inView: (NSView \*) controlView editor: (NSText \*) textObj  
delegate: (id) anObject event: (NSEvent \*) theEvent;

- (BOOL) isEntryAcceptable: (NSString \*) aString;

- (BOOL) isHighlighted;

- (BOOL) isOpaque;

- (BOOL) isScrollable;

- (BOOL) isSelectable;

- (NSString \*) keyEquivalent;

- (NSMenu \*) menuForEvent: (NSEvent \*) event inRect: (NSRect) cellFrame ofView: (NSView \*) view;

- (int) mouseDownFlags;

- (void) resetCursorRect: (NSRect) cellFrame inView: (NSView \*) controlView;

- (void) selectWithFrame: (NSRect) aRect inView: (NSView \*) controlView editor: (NSText \*) textObj  
delegate: (id) anObject start: (int) selStart length: (int) selLength;

- (int) sendActionOn: (int) mask;

- (BOOL) startTrackingAt: (NSPoint) startPoint inView: (NSView \*) controlView;

- (void) stopTracking: (NSPoint) lastPoint at: (NSPoint) stopPoint inView: (NSView \*) controlView mouseIsUp: (BOOL)  
flag;

- (void) takeDoubleValueFrom: (id) sender;

- (void) takeFloatValueFrom: (id) sender;

- (void) takeIntValueFrom: (id) sender;

- (void) takeObjectValueFrom: (id) sender;

- (void) takeStringValueFrom: (id) sender;

- (NSRect) titleRectForBounds: (NSRect) theRect;

- (BOOL) trackMouse: (NSEvent \*) theEvent inRect: (NSRect) cellFrame ofView: (NSView \*) controlView  
untilMouseUp: (BOOL) flag;

```
// Methods Implementing NSCoder
```

```
- (void)encodeWithCoder: (NSCoder *) aCoder;
```

```
- (id)initWithCoder: (NSCoder *) aDecoder;
```

```
// Methods Implementing NSCopying
```

```
- (id)copyWithZone: (NSZone *) zone;
```

## Subclasses

[NSActionCell](#), [NSBrowserCell](#), [NSImageCell](#), [NSTextAttachmentCell](#)

[\[ Team Lib \]](#)

[◀ PREVIOUS](#) [NEXT ▶](#)

[This HTML Help has been published using the chm2web software.](#)



Click [here](#) to show toolbars of the Web Online Help System: [show toolbars](#)

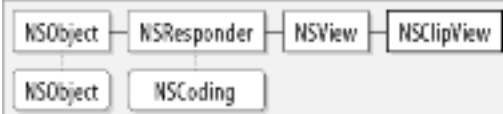
[\[ Team LiB \]](#)

◀ PREVIOUS    NEXT ▶

## ***NSClipView***

*Mac OS X 10.0*

This ***NSView*** subclass is used in conjunction with ***NSScrollView*** to contain the document view of the scroll view (the document view is the view that contains the content of the document, such as text or graphics). The primary responsibility of ***NSClipView*** is to implement the scrolling machinery used by ***NSScrollView***. Ordinarily, you should not need to interact with ***NSClipView*** unless you are implementing a class that provides functionality similar to ***NSScrollView***.



```
@interface NSClipView : NSView
```

```
// Accessor Methods
```

- (void) setCopiesOnScroll: (BOOL) flag;
- (BOOL) copiesOnScroll;
- (void) setBackgroundColor: (NSColor \*) color;
- (NSColor \*) backgroundColor;
- (void) setDrawsBackground: (BOOL) flag;
- (BOOL) drawsBackground;

- (void) setDocumentCursor: (NSCursor \*) anObj;

- (NSCursor \*) documentCursor;

- (void) setDocumentView: (NSView \*) aView;

- (id) documentView;

#### // Instance Methods

- (BOOL) autoscroll: (NSEvent \*) theEvent;

- (NSPoint) constrainScrollPoint: (NSPoint) newOrigin;

- (NSRect) documentRect;

- (NSRect) documentVisibleRect;

- (void) scrollToPoint: (NSPoint) newOrigin;

- (void) viewBoundsChanged: (NSNotification \*) notification;

- (void) viewFrameChanged: (NSNotification \*) notification;

## ***NSColor***


*Mac OS X 10.0*

This class represents a color in the Application Kit. Each color has a colorspace associated with it, and the color components that are recognized by that color space. **NSColor** supports six color spaces identified by the following constants:

- **NSDeviceCMYKColorSpace**
- **NSDeviceWhiteColorSpace**
- **NSDeviceRGBColor**
- **NSCalibratedWhiteColorSpace**
- **NSCalibratedRGBColorSpace**
- **NSNamedColorSpace**

Calibrated colorspace use Apple's ColorSync technology to ensure that colors look the same on all output devices. Device colorspace, on the other hand, do not employ ColorSync calibration, and the appearance of colors is thus device-dependent.

The **set** method is one of the most commonly used methods of **NSColor**, as it sets the color that all subsequent drawing operations should use. **NSColor** declares a number of methods for determining the values of various color components, converting colors between colorspace, creating **NSColor** objects by changing components of an existing color object, and more. Additionally, there are a number of convenience constructors such as **blueColor**, **redColor**, and **blackColor** that return premade colors without having to specify component values.



```
@interface NSColor : NSObject <NSCoding, NSCopying>
```

```
// Convenience Constructors
```

```
+ (NSColor *) colorWithControlTint: (NSControlTint) controlTint;
```

```
+ (NSColor *) colorWithPasteboard: (NSPasteboard *) pasteBoard;
```

```
+ (NSColor *) colorWithCalibratedHue: (float) hue saturation: (float) saturation brightness: (float) brightness  
alpha: (float) alpha;
```

```
+ (NSColor *) colorWithCalibratedRed: (float) red green: (float) green blue: (float) blue alpha: (float) alpha;
```

```
+ (NSColor *) colorWithCalibratedWhite: (float) white alpha: (float) alpha;
```

```
+ (NSColor *) colorWithCatalogName: (NSString *)listName colorName: (NSString *)colorName;
```

```
+ (NSColor *) colorWithDeviceCyan: (float)cyan magenta: (float)magenta yellow: (float)yellow  
black: (float)black alpha: (float)alpha;
```

```
+ (NSColor *) colorWithDeviceHue: (float)hue saturation: (float)saturation brightness: (float)brightness  
alpha: (float)alpha;
```

```
+ (NSColor *) colorWithDeviceRed: (float)red green: (float)green blue: (float)blue alpha: (float)alpha;
```

```
+ (NSColor *) colorWithDeviceWhite: (float)white alpha: (float)alpha;
```

```
+ (NSColor *) colorWithPatternImage: (NSImage *)image;
```

```
// Class Methods
```

```
+ (NSColor *) alternateSelectedControlColor;
```

```
+ (NSColor *) alternateSelectedControlTextColor;
```

```
+ (NSColor *) blackColor;
```

```
+ (NSColor *) blueColor;
```

```
+ (NSColor *) brownColor;
```

```
+ (NSColor *) clearColor;
```

```
+ (NSColor *) controlBackgroundColor;
```

```
+ (NSColor *) controlColor;
```

```
+ (NSColor *) controlDarkShadowColor;
```

```
+ (NSColor *) controlHighLightColor;
```

```
+ (NSColor *) controlLightHighLightColor;
```

```
+ (NSColor *) controlShadowColor;
```

```
+ (NSColor *) controlTextColor;
```

+ (NSColor \*) cyanColor;

+ (NSColor \*) darkGrayColor;

+ (NSColor \*) disabledControlTextColor;

+ (NSColor \*) grayColor;

+ (NSColor \*) greenColor;

+ (NSColor \*) gridColor;

+ (NSColor \*) headerColor;

+ (NSColor \*) headerTextColor;

+ (NSColor \*) highlightedColor;

+ (BOOL) ignoresAlpha;

+ (NSColor \*) keyboardFocusIndicatorColor;

+ (NSColor \*) knobColor;

+ (NSColor \*) lightGrayColor;

+ (NSColor \*) magentaColor;

+ (NSColor \*) orangeColor;

+ (NSColor \*) purpleColor;

+ (NSColor \*) redColor;

+ (NSColor \*) scrollbarColor;

+ (NSColor \*) secondarySelectedControlColor;

+ (NSColor \*) selectedControlColor;

```
+ (NSColor *) selectedControlTextColor;
```

```
+ (NSColor *) selectedKnobColor;
```

```
+ (NSColor *) selectedMenuItemColor;
```

```
+ (NSColor *) selectedMenuItemTextColor;
```

```
+ (NSColor *) selectedTextBackgroundColor;
```

```
+ (NSColor *) selectedTextColor;
```

```
+ (void) setIgnoresAlpha: (BOOL) flag;
```

```
+ (NSColor *) shadowColor;
```

```
+ (NSColor *) textBackgroundColor;
```

```
+ (NSColor *) textColor;
```

```
+ (NSColor *) whiteColor;
```

```
+ (NSColor *) windowBackgroundColor;
```

```
+ (NSColor *) windowFrameColor;
```

```
+ (NSColor *) windowFrameTextColor;
```

```
+ (NSColor *) yellowColor;
```

```
// Instance Methods
```

```
- (NSColor *) blendedColorWithFraction: (float) fraction ofColor: (NSColor *) color;
```

```
- (float) blueComponent;
```

```
- (void) set;
```

```
- (float) alphaComponent;
```

- (float) blackColorComponent;

- (float) brightnessComponent;

- (NSString \*) catalogNameComponent;

- (NSString \*) colorNameComponent;

- (NSString \*) colorSpaceName;

- (NSColor \*) colorUsingColorSpaceName: (NSString \*) colorSpace;

- (NSColor \*) colorUsingColorSpaceName: (NSString \*) colorSpace device: (NSDictionary \*) deviceDescription;

- (NSColor \*) colorWithAlphaComponent: (float) alpha;

- (float) cyanComponent;

- (void) drawSwatchInRect: (NSRect) rect;

- (void) getCyan: (float \*) cyan magenta: (float \*) magenta yellow: (float \*) yellow black: (float \*) black  
alpha: (float \*) alpha; brightness: (float \*) brightness alpha: (float \*) alpha;

- (void) getHue: (float \*) hue saturation: (float \*) saturation

- (void) getRed: (float \*) red green: (float \*) green blue: (float \*) blue alpha: (float \*) alpha;

- (void) getWhite: (float \*) white alpha: (float \*) alpha;

- (float) greenComponent;

- (NSColor \*) highlightWithLevel: (float) val;

- (float) hueComponent;

- (NSString \*) localizedCatalogNameComponent;

- (NSString \*) localizedColorNameComponent;

- (float) magentaComponent;

```
- (NSImage*) patternImage;
```

```
- (float) redComponent;
```

```
- (float) saturationComponent;
```

```
- (NSColor *) shadowWithLevel: (float) val;
```

```
- (float) whiteComponent;
```

```
- (void) writeToPasteboard: (NSPasteboard *) pasteBoard;
```

```
- (float) yellowComponent;
```

```
// Methods Implementing NSCoder
```

```
- (void) encodeWithCoder: (NSCoder *) aCoder;
```

```
- (id) initWithCoder: (NSCoder *) aDecoder;
```

```
// Methods Implementing NSCopying
```

```
- (id) copyWithZone: (NSZone *) zone;
```



Click [here](#) to show toolbars of the Web Online Help System: [show toolbars](#)

[\[ Team LIB \]](#)

◀ PREVIOUS

NEXT ▶

## ***NSColorList***

*Mac OS X 10.0*

This class manages an ordered, named list of **NSColors**. The operating system itself provides several color lists, which are visible in the Color panel of any application. To obtain an array of available color lists, use the class method **availableColorLists**. To manage the colors contained within a color list we have several methods at our disposal. The method **colorWithKey:** will return the color associated with the indicated key. Colors are added to the list using the method **insertColor: key: atIndex:**. To remove a color, use **removeColorWithKey:**. To change which color is associated with a key, use the method **setColor: forKey:**.

An important feature of color list objects is that they can be written to files that are kept in well-known locations in the filesystem, thus making them easily accessed by other applications. To store a color list to file, use the method **writeToFile:**. Passing **nil** to this method causes the color list to be stored in the users private color lists directory with the filename *listname.clr*. To initialize a color list object from a stored color list, use the initializer **initWithName: fromFile:**.



```
@interface NSColorList : NSObject <NSCoding>
```

```
// Initializers
```

```
- (id)initWithName: (NSString *) name fromFile: (NSString *) path;
```

```
- (id)initWithName: (NSString *) name;
```

```
// Accessor Methods
```

```
- (void)setColor: (NSColor *) color forKey: (NSString *) key;
```

```
// Class Methods
```

```
+ (NSArray *) availableColorLists;
```

```
+ (NSColorList *) colorListNamed: (NSString *) name;
```

```
// Instance Methods
```

```
- (NSString *) name;
```

```
- (void) removeColorWithKey: (NSString *) key;
```

```
- (NSArray *) allKeys;
```

```
- (NSColor *) colorWithKey: (NSString *) key;
```

```
- (void) insertColor: (NSColor *) color key: (NSString *) key atIndex: (unsigned) loc;
```

```
- (BOOL) isEditable;
```

```
- (void) removeFile;
```

```
- (BOOL) writeToFile: (NSString *) path;
```

```
// Methods Implementing NSCoder
```

```
- (void) encodeWithCoder: (NSCoder *) aCoder;
```

```
- (id) initWithCoder: (NSCoder *) aDecoder;
```

```
// Notifications
```

```
NSColorListDidChangeNotification;
```



Click [here](#) to show toolbars of the Web Online Help System: [show toolbars](#)

[\[ Team LiB \]](#)

◀ PREVIOUS    NEXT ▶

## ***NSColorPanel***

*Mac OS X 10.0*

This class implements the system-wide color picker used by all applications. To obtain the shared color panel, use the class method `sharedColorPanel`. `NSColorPanel` is a subclass of `NSPanel`, so to display the color panel on screen, invoke `NSWindow`'s `orderFront:` method. `NSColorPanel` takes a target and an action that are used to notify the application of the user changing the color selection in the color panel. To obtain the color, use the method `color`.

The color panel optionally displays a slider to change the alpha value of the selected color. This behavior is set with the method `setShowsAlpha:`. To determine if the color panel is set to use alpha, invoke `showsAlpha`. It is also possible for an application to add a color list—which is an instance of `NSColorList`—to the color panel. Color lists are managed using the methods `attachColorList:` and `detachColorList:`.

The Application Kit provides the class `NSColorWell` as an interface to Cocoa's color-picking system. It is generally sufficient to use `NSColorWell` as an interface for users to select colors in an application, as it both displays the color associated with it, and provides a means to open the color panel so the user can choose a new color.



```
@interface NSColorPanel : NSPanel
```

```
// Accessor Methods
```

```
- (void) setAction: (SEL) aSelector;
```

```
- (void) setColor: (NSColor *) color;
```

```
- (NSColor *) color;
```

```
- (void) setAccessoryView: (NSView *) aView;
```

```
- (NSView *) accessoryView;
```

```
- (void) setMode: (int) mode;
```

```
- (int) mode;
```

```
- (void) setTarget: (id) anObject;
```

```
- (void) setContinuous: (BOOL) flag;
```

```
- (void) setShowsAlpha: (BOOL) flag;
```

```
- (BOOL) showsAlpha;
```

```
// Class Methods
```

```
+ (BOOL) dragColor: (NSColor *) color withEvent: (NSEvent *) theEvent fromView: (NSView *) sourceView;
```

```
+ (void) setPickerMask: (int) mask;
```

```
+ (void) setPickerMode: (int) mode;
```

```
+ (NSColorPanel *) sharedColorPanel;
```

```
+ (BOOL) sharedColorPanelExists;
```

```
// Instance Methods
```

```
- (float) alpha;
```

```
- (void) attachColorList: (NSColorList *) colorList;
```

```
- (void) detachColorList: (NSColorList *) colorList;
```

```
- (BOOL) isContinuous;
```

```
// Notifications
```

```
NSColorPanelColorDidChangeNotification;
```



Click [here](#) to show toolbars of the Web Online Help System: [show toolbars](#)

[\[ Team LIB \]](#)

◀ PREVIOUS

NEXT ▶

## ***NSColorPicker***

*Mac OS X 10.0*

This class implements the `NSColorPickingDefault` protocol. This class is used to add custom color pickers to the `NSColorPanel`, which allows applications to add new interfaces that users can use to choose colors.



```
@interface NSColorPicker : NSObject <NSColorPickingDefault>
```

```
// Initializers
```

```
- (id) initWithPickerMask: (int) mask colorPanel: (NSColorPanel *) owningColorPanel;
```

```
// Accessor Methods
```

```
- (void) setMode: (int) mode;
```

```
// Instance Methods
```

```
- (void) attachColorList: (NSColorList *) colorList;
```

```
- (NSColorPanel *) colorPanel;
```

```
- (void) detachColorList: (NSColorList *) colorList;
```

- (void) insertNewButtonImage: (NSImage \*) newButtonImage in: (NSButtonCell \*) buttonCell;

- (NSImage \*) provideNewButtonImage;

- (void) viewSizeChanged: (id) sender;

// Methods Implementing NSColorPickingDefault

- (id) initWithPickerMask: (int) mask colorPanel: (NSColorPanel \*) owningColorPanel;

- (NSImage \*) provideNewButtonImage;

- (void) insertNewButtonImage: (NSImage \*) newButtonImage in: (NSButtonCell \*) buttonCell;

- (void) viewSizeChanged: (id) sender;

- (void) alphaControlAddedOrRemoved: (id) sender;

- (void) attachColorList: (NSColorList \*) colorList;

- (void) detachColorList: (NSColorList \*) colorList;

- (void) setMode: (int) mode;



Click [here](#) to show toolbars of the Web Online Help System: [show toolbars](#)

[\[ Team LiB \]](#)

◀ PREVIOUS    NEXT ▶

## ***NSColorWell***

*Mac OS X 10.0*

This **NSControl** subclass provides a user interface element that the user can use to open the color picker and select colors the application can use. This **NSControl** subclass has no associated **NSCell** subclass, so **NSColorWell** controls may not appear in **NSMatrix** objects, which require **NSCell** objects as its children. To obtain an **NSColorWell** object from the color well, use the method **color**; to set the color displayed in the well, invoke **setColor**:



```
@interface NSColorWell : NSControl
```

```
// Accessor Methods
```

- (void) setBordered: (BOOL) flag;
- (void) setColor: (NSColor \*) color;
- (NSColor \*) color;

```
// Instance Methods
```

- (void) activate: (BOOL) exclusive;
- (void) deactivate;

- (void) drawWellInside: (NSRect) insideRect;

- (BOOL) isActive;

- (BOOL) isBordered;

- (void) takeColorFrom: (id) sender;

[\[ Team LiB \]](#)

◀ PREVIOUS

NEXT ▶

[This HTML Help has been published using the chm2web software.](#)

Click [here](#) to show toolbars of the Web Online Help System: [show toolbars](#)

[\[ Team LIB \]](#)

◀ PREVIOUS

NEXT ▶

## ***NSComboBox***

*Mac OS X 10.0*

This class provides a combo box interface control to let the user enter a value into the text-field portion of the combo box, or select a value from a pop-up list.



```
@interface NSComboBox : NSTextField
```

```
// Initializers
```

```
- (id) initWithCoder: (NSCoder *) coder;
```

```
// Accessor Methods
```

```
- (void) setNumberOfVisibleItems: (int) visibleItems;
```

```
- (int) numberOfVisibleItems;
```

```
- (void) setHasVerticalScroller: (BOOL) flag;
```

```
- (BOOL) hasVerticalScroller;
```

```
- (void) setCompletes: (BOOL) completes;
```

- (BOOL) completes;

- (void) setInterCellSpacing: (NSUInteger) aSize;

- (NSUInteger) interCellSpacing;

- (void) setItemHeight: (float) itemHeight;

- (float) itemHeight;

- (void) setUsesDataSource: (BOOL) flag;

- (BOOL) usesDataSource;

- (void) setDataSource: (id) aSource;

- (id) dataSource;

#### // Instance Methods

- (void) deselectItemAtIndex: (int) index;

- (void) encodeWithCoder: (NSCoder \*) coder;

- (int) indexOfItemWithObjectValue: (id) object;

- (void) addItemWithObjectValue: (id) object;

- (void) addItemWithObjectValues: (NSArray \*) objects;

- (int) indexOfSelectedItem;

- (void) insertItemWithObjectValue: (id) object atIndex: (int) index;

- (id) itemObjectValueAtIndex: (int) index;

- (void) noteNumberOfItemsChanged;

- (int) numberOfItems;

- (id) objectValueOfSelectedItem;

- (NSArray \*) objectValues;

- (void) reloadData;

- (void) removeAllItems;

- (void) removeItemAtIndex: (int) index;

- (void) removeItemWithObjectValue: (id) object;

- (void) scrollItemAtIndexToTop: (int) index;

- (void) scrollItemAtIndexToVisible: (int) index;

- (void) selectItemAtIndex: (int) index;

- (void) selectItemWithObjectValue: (id) object;

// Methods Implemented by the Delegate

- (void) comboBoxSelectionDidChange: (NSNotification \*) notification;

- (void) comboBoxSelectionIsChanging: (NSNotification \*) notification;

- (void) comboBoxWillDismiss: (NSNotification \*) notification;

```
- (void) comboBoxWillPopUp: (NSNotification *) notification;
```

[\[ Team LiB \]](#)

◀ PREVIOUS

NEXT ▶

[This HTML Help has been published using the chm2web software.](#)

Click [here](#) to show toolbars of the Web Online Help System: [show toolbars](#)

[\[ Team Lib \]](#)

◀ PREVIOUS

NEXT ▶

## ***NSComboBoxCell***

*Mac OS X 10.0*

This class is the subclass of `NSCell` that provides the look and feel of the `NSComboBox` control.



```
@interface NSComboBoxCell : NSTextFieldCell
```

```
// Initializers
```

```
- (id) initWithCoder: (NSCoder *) coder;
```

```
// Accessor Methods
```

```
- (void) setNumberOfVisibleItems: (int) visibleItems;
```

```
- (int) numberOfVisibleItems;
```

```
- (void) setHasVerticalScroller: (BOOL) flag;
```

```
- (BOOL) hasVerticalScroller;
```

```
- (void) setInterCellSpacing: (NSSize) aSize;
```

- (NSSize) intercellSpacing;

- (void) setItemHeight: (float) itemHeight;

- (float) itemHeight;

- (void) setDataSource: (id) aSource;

- (id) dataSource;

- (void) setUsesDataSource: (BOOL) flag;

- (BOOL) usesDataSource;

- (void) setCompletes: (BOOL) completes;

- (BOOL) completes;

#### // Instance Methods

- (void) addItemWithObjectValues: (NSArray \*) objects;

- (void) addItemWithObjectValue: (id) object;

- (NSString \*) completedString: (NSString \*) string;

- (void) deselectItemAtIndex: (int) index;

- (void) encodeWithCoder: (NSCoder \*) coder;

- (int) indexOfItemWithObjectValue: (id) object;

- (int) indexOfSelectedItem;



- (void) insertItemWithObjectValue: (id) object atIndex: (int) index;

- (id) itemObjectValueAtIndex: (int) index;

- (void) noteNumberOfItemsChanged;

- (int) numberOfItems;

- (id) objectValueOfSelectedItem;

- (NSArray \*) objectValues;

- (void) reloadData;

- (void) removeAllItems;

- (void) removeItemAtIndex: (int) index;

- (void) removeItemWithObjectValue: (id) object;

- (void) scrollItemAtIndexToTop: (int) index;

- (void) scrollItemAtIndexToVisible: (int) index;

- (void) selectItemAtIndex: (int) index;

- (void) selectItemWithObjectValue: (id) object;

Click [here](#) to show toolbars of the Web Online Help System: [show toolbars](#)

◀ PREVIOUS

NEXT ▶

[ [Team LIB](#) ]

## **NSControl**

Mac OS X 10.0

**NSControl** is a subclass of **NSView** that is the base class of all AppKit controls like text fields (**NSTextField**), buttons (**NSButton**), table views (**NSTableView**), color wells (**NSColorWell**), and more. Controls generally have associated cells that are responsible for presenting the graphical appearance of the control, and responding appropriately to user interaction with the control.



```
@interface NSControl : NSView
```

```
// Initializers
```

```
- (id) initWithFrame: (NSRect) frameRect;
```

```
// Accessor Methods
```

```
- (void) setTag: (int) anInt;
```

```
- (int) tag;
```

```
- (void) setCell: (NSCell *) aCell;
```

```
- (id) cell;
```

```
- (void) setNeedsDisplay;
```

```
- (void) setTarget: (id) anObject;
```

```
- (id) target;
```

```
- (void) setAction: (SEL) aSelector;
```

```
- (SEL) action;
```

- (void) setFormatter: (NSFormatter \*) newFormatter;

- (id) formatter;

- (void) setIgnoresMultiClick: (BOOL) flag;

- (BOOL) ignoresMultiClick;

- (void) setIntValue: (int) anInt;

- (int) intValue;

- (void) setStringValue: (NSString \*) aString;

- (NSString \*) stringValue;

- (void) setFloatValue: (float) aFloat;

- (float) floatValue;

- (void) setAttributedStringValue: (NSAttributedString \*) obj;

- (NSAttributedString \*) attributedStringValue;

- (void) setDoubleValue: (double) aDouble;

- (double) doubleValue;

- (void) setEnabled: (BOOL) flag;

- (void) setFloatInputFormat: (BOOL) autoRange left: (unsigned) leftDigits right: (unsigned) rightDigits;

- (void) setAlignment: (NSTextAlignment) mode;

- (NSTextAlignment) alignment;

- (void) setObjectValue: (id) obj;

- (id) objectValue;

- (void) setContinuous: (BOOL) flag;

```
- (void)setFont: (NSFont *) fontObj;
```

```
- (NSFont *) font;
```

```
// Class Methods
```

```
+ (Class) cellClass;
```

```
+ (void) setCellClass: (Class) factoryId;
```

```
// Instance Methods
```

```
- (void) calcSize;
```

```
- (NSText *) currentEditor;
```

```
- (BOOL) abortEditing;
```

```
- (BOOL) isContinuous;
```

```
- (BOOL) isEnabled;
```

```
- (void) mouseDown: (NSEvent *) theEvent;
```

```
- (void) selectCell: (NSCell *) aCell;
```

```
- (id) selectedCell;
```

```
- (int) selectedTag;
```

```
- (BOOL) sendAction: (SEL) theAction to: (id) theTarget;
```

```
- (int) sendActionOn: (int) mask;
```

```
- (void) sizeToFit;
```

```
- (void) takeDoubleValueFrom: (id) sender;
```

```
- (void) takeFloatValueFrom: (id) sender;
```

```
- (void) takeIntValueFrom: (id) sender;
```

- (void) takeObjectValueFrom: (id) sender;

- (void) takeStringValueFrom: (id) sender;

- (void) updateCell: (NSCell \*) aCell;

- (void) updateCellInside: (NSCell \*) aCell;

- (void) validateEditing;

- (void) drawCell: (NSCell \*) aCell;

- (void) drawCellInside: (NSCell \*) aCell;

// Methods Implemented by the Delegate

- (BOOL) control: (NSControl \*) control didFailToFormatString: (NSString \*) string errorDescription: (NSString \*) error;

- (void) control: (NSControl \*) control didFailToValidatePartialString: (NSString \*) string errorDescription: (NSString \*) error;

- (BOOL) control: (NSControl \*) control isValidObject: (id) obj;

- (BOOL) control: (NSControl \*) control textShouldBeginEditing: (NSText \*) fieldEditor;

- (BOOL) control: (NSControl \*) control textShouldEndEditing: (NSText \*) fieldEditor;

- (BOOL) control: (NSControl \*) control textView: (NSTextView \*) textView doCommandBySelector: (SEL) commandSelector;

- (void) controlTextDidBeginEditing: (NSNotification \*) obj;

- (void) controlTextDidChange: (NSNotification \*) obj;

- (void) controlTextDidEndEditing: (NSNotification \*) obj;

## Subclasses

NSBrowser, NSButton, NSColorWell, NSImageView, NSMatrix, NSScroller, NSSlider, NSStepper, NSTableView, NSTextField

[\[ Team LIB \]](#)

◀ PREVIOUS    NEXT ▶

[This HTML Help has been published using the chm2web software.](#)

Click [here](#) to show toolbars of the Web Online Help System: [show toolbars](#)

[\[ Team LIB \]](#)

◀ PREVIOUS

NEXT ▶

## ***NSCursor***

*Mac OS X 10.0*

This class represents a mouse cursor on the screen, and is used to create new cursors that can be used in place of the default arrow cursor. **NSView** objects often define regions within the view in which the cursor is changed when the mouse is present in those regions. For example, in a text view the cursor changes to an I-beam when the cursor is inside of the text field.



```
@interface NSCursor : NSObject <NSCoding>
```

```
// Initializers
```

```
- (id) initWithImage: (NSImage *) newImage foregroundColorHint: (NSColor *) fg  
backgroundColorHint: (NSColor *) bg hotSpot: (NSPoint) hotSpot;
```

```
- (id) initWithImage: (NSImage *) newImage hotSpot: (NSPoint) aPoint;
```

```
// Accessor Methods
```

```
- (void) setOnMouseEntered: (BOOL) flag;
```

```
- (void) setOnMouseExited: (BOOL) flag;
```

```
// Class Methods
```

```
+ (NSCursor *) IBeamCursor;
```

```
+ (NSCursor *) arrowCursor;
```

```
+ (NSCursor *) currentCursor;
```

```
+ (void) hide;
```

```
+ (void) pop;
```

```
+ (void) setHiddenUntilMouseMoves: (BOOL) flag;
```

```
+ (void) unhide;
```

```
// Instance Methods
```

```
- (void) set;
```

```
- (NSPoint) hotSpot;
```

```
- (NSImage *) image;
```

```
- (BOOL) isSetOnMouseEntered;
```

```
- (BOOL) isSetOnMouseExited;
```

```
- (void) mouseEntered: (NSEvent *) theEvent;
```

```
- (void) mouseExited: (NSEvent *) theEvent;
```

```
- (void) pop;
```

```
- (void) push;
```

```
// Methods Implementing NSCoder
```

```
- (void) encodeWithCoder: (NSCoder *) aCoder;
```

```
- (id) initWithCoder: (NSCoder *) aDecoder;
```

[\[ Team LIB \]](#)

◀ PREVIOUS

NEXT ▶

[This HTML Help has been published using the chm2web software.](#)



Click [here](#) to show toolbars of the Web Online Help System: [show toolbars](#)

[\[ Team LiB \]](#)

◀ PREVIOUS    NEXT ▶

## *NSCustomImageRep*

Mac OS X 10.0

This subclass of [NSImageRep](#) allows you to create images from custom drawing code. For example, one might implement a subclass of [NSCustomImageRep](#) to draw a complicated Bezier path as the image represented by the particular object. This permits shapes to be drawn in contexts that use images instead of views.



```
@interface NSCustomImageRep : NSImageRep
```

```
// Initializers
```

```
- (id) initWithDrawSelector: (SEL) aMethod delegate: (id) anObject;
```

```
// Instance Methods
```

```
- (id) delegate;
```

```
- (SEL) drawSelector;
```

[\[ Team LiB \]](#)

◀ PREVIOUS    NEXT ▶

[This HTML Help has been published using the chm2web software.](#)

## ***NSDocument***

*Mac OS X 10.0*

This class is one of three that comprise Cocoa's document-based application architecture; the other two are [NSDocumentController](#) and [NSWindowController](#). [NSDocument](#) is an abstract class that defines the fundamental interface for objects that represent documents. This interface includes methods for loading and saving a document's contents, managing a document's windows, handling print jobs, and managing an undo manager. [NSDocument](#) is never used directly; rather, developers subclass [NSDocument](#) and implement the key methods to tailor the document to their needs.



```
@interface NSDocument : NSObject
```

```
// Initializers
```

```
- (id) init;
```

```
- (id) initWithContentsOfFile: (NSString *) fileName ofType: (NSString *) fileType;
```

```
- (id) initWithContentsOfURL: (NSURL *) url ofType: (NSString *) fileType;
```

```
// Accessor Methods
```

```
- (void) setHasUndoManager: (BOOL) flag;
```

```
- (BOOL) hasUndoManager;
```

```
- (void) setFileType: (NSString *) type;
```

```
- (NSString *) fileType;
```

```
- (void) setFileName: (NSString *) fileName;
```

```
- (NSString *) fileName;
```

```
- (void) setUndoManager: (NSUndoManager *) undoManager;
```

```
- (NSUndoManager *) undoManager;
```

```
- (void) setPrintInfo: (NSPrintInfo *) printInfo;
```

```
- (NSPrintInfo *) printInfo;
```

```
- (void) setWindow: (NSWindow *) window;
```

```
// Class Methods
```

```
+ (BOOL) isNativeType: (NSString *) type;
```

```
+ (NSArray *) readableTypes;
```

```
+ (NSArray *) writableTypes;
```

```
// Instance Methods
```

```
- (NSData *) dataRepresentationOfType: (NSString *) type;
```

```
- (NSString *) displayName;
```

```
- (void) addWindowController: (NSWindowController *) windowController;
```

```
- (BOOL) canCloseDocument;
```

```
- (NSDictionary *) fileAttributesToWriteToFile: (NSString *) fullPath ofType: (NSString *)  
documentTypeName  
saveOperation: (NSSaveOperationType) saveOperation;
```

```
- (void) canCloseDocumentWithDelegate: (id) delegate shouldCloseSelector: (SEL) shouldCloseSelector  
contextInfo: (void *) contextInfo;
```

```
- (void) close;
```

```
- (BOOL) fileNameExtensionWasHiddenInLastRunSavePanel;
```

```
- (NSString *) fileNameFromRunningSavePanelForSaveOperation: (NSSaveOperationType) saveOperation;
```

```
- (NSString *) fileTypeFromLastRunSavePanel;
```

```
- (NSFileWrapper *) fileWrapperRepresentationOfType: (NSString *) type;
```

- (BOOL) isDocumentEdited;

- (BOOL) keepBackupFile;

- (BOOL) loadDataRepresentation: (NSData \*) data ofType: (NSString \*) type;

- (BOOL) loadFileWrapperRepresentation: (NSFileWrapper \*) wrapper ofType: (NSString \*) type;

- (void) makeWindowControllers;

- (BOOL) preparePageLayout: (NSPageLayout \*) pageLayout;

- (BOOL) prepareSavePanel: (NSSavePanel \*) savePanel;

- (IBAction) printDocument: (id) sender;

- (void) printShowingPrintPanel: (BOOL) flag;

- (BOOL) readFromFile: (NSString \*) fileName ofType: (NSString \*) type;

- (BOOL) readFromURL: (NSURL \*) url ofType: (NSString \*) type;

- (void) removeWindowController: (NSWindowController \*) windowController;

- (IBAction) revertDocumentToSaved: (id) sender;

- (BOOL) revertToSavedFromFile: (NSString \*) fileName ofType: (NSString \*) type;

- (BOOL) revertToSavedFromURL: (NSURL \*) url ofType: (NSString \*) type;

- (int) runModalPageLayoutWithPrintInfo: (NSPrintInfo \*) printInfo;

- (void) runModalPageLayoutWithPrintInfo: (NSPrintInfo \*) printInfo  
delegate: (id) delegate didFinishSelector: (SEL) didFinishSelector contextInfo: (void \*) contextInfo;

- (void) runModalPrintOperation: (NSPrintOperation \*) printOperation  
delegate: (id) delegate didFinishSelector: (SEL) didFinishSelector contextInfo: (void \*) contextInfo;

- (int) runModalSavePanel: (NSSavePanel \*) savePanel withAccessoryView: (NSView \*) accessoryView;

- (void) runModalSavePanelForSaveOperation: (NSSaveOperationType) saveOperation  
delegate: (id) delegate didFinishSelector: (SEL) didFinishSelector contextInfo: (void \*) contextInfo;

- (IBAction) runPageLayout: (id) sender;

- (IBAction) saveDocument: (id) sender;

- (IBAction) saveDocumentAs: (id) sender;

- (IBAction) saveDocumentTo: (id) sender;

- (void) saveDocumentWithDelegate: (id) delegate didFinishSaveSelector: (SEL) didFinishSaveSelector  
contextInfo: (void \*) contextInfo;

- (void) saveToFile: (NSString \*) fileName saveOperation: (NSSaveOperationType) saveOperation  
delegate: (id) delegate didFinishSaveSelector: (SEL) didFinishSaveSelector contextInfo: (void \*) contextInfo;

- (BOOL) shouldChangePrintInfo: (NSPrintInfo \*) newPrintInfo;

- (BOOL) shouldCloseWindowController: (NSWindowController \*) windowController;

- (void) shouldCloseWindowController: (NSWindowController \*) windowController  
delegate: (id) delegate shouldCloseSelector: (SEL) callBack contextInfo: (void \*) contextInfo;

- (BOOL) shouldRunSavePanelWithAccessoryView;

- (void) showWindows;

- (void) updateChangeCount: (NSDocumentChangeType) change;

- (BOOL) validateMenuItem: (NSMenuItem \*) anItem;

- (BOOL) validateUserInterfaceItem: (id <NSValidatedUserInterfaceItem>) anItem;

- (void) windowControllerDidLoadNib: (NSWindowController \*) windowController;

- (void) windowControllerWillLoadNib: (NSWindowController \*) windowController;

- (NSArray \*) windowControllers;

- (NSString \*) windowNibName;

- (BOOL) writeToFile: (NSString \*) fileName ofType: (NSString \*) type;

- (BOOL) writeToFile: (NSString \*) fullDocumentPath ofType: (NSString \*) documentTypeName  
originalFile: (NSString \*) fullOriginalDocumentPath saveOperation: (NSSaveOperationType) saveOperationType;

- (BOOL) writeToURL: (NSURL \*) url ofType: (NSString \*) type;

- (BOOL) writeWithBackupToFile: (NSString \*) fullPath ofType: (NSString \*) documentTypeName  
saveOperation: (NSSaveOperationType) saveOperationType;

Click [here](#) to show toolbars of the Web Online Help System: [show toolbars](#)

◀ PREVIOUS

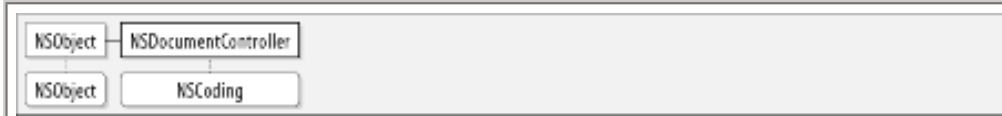
NEXT ▶

[ [Team LiB](#) ]

## *NSDocumentController*

*Mac OS X 10.0*

**NSDocumentController** is one of three classes that make up the document-based application architecture. The other two classes are **NSDocument** and **NSWindowController**. This class is responsible for managing an applications documents, in particular providing an implementation for the File → Open and File → New commands. Additionally, **NSDocumentController** takes responsibility for ensuring that documents are properly saved and closed before an application terminates.



```
@interface NSDocumentController : NSObject <NSCoding>
```

```
// Initializers
```

```
- (id) init;
```

```
// Accessor Methods
```

```
- (void) setShouldCreateUI: (BOOL) flag;
```

```
- (BOOL) shouldCreateUI;
```

```
// Class Methods
```

```
+ (id) sharedDocumentController;
```

```
// Instance Methods
```

```
- (BOOL) closeAllDocuments;
```

```
- (NSArray *) URLsFromRunningOpenPanel;
```

```
- (void) addDocument: (NSDocument *) document;
```

```
- (IBAction) clearRecentDocuments: (id) sender;
```

- (void) closeAllDocumentsWithDelegate: (id) delegate didCloseAllSelector: (SEL) didAllCloseSelector contextInfo: (void \*) contextInfo;

- (NSString \*) currentDirectory;

- (id) currentDocument;

- (NSString \*) displayNameForType: (NSString \*) documentTypeName;

- (Class) documentClassForType: (NSString \*) documentTypeName;

- (id) documentForFileName: (NSString \*) fileName;

- (id) documentForWindow: (NSWindow \*) window;

- (NSArray \*) documents;

- (NSArray \*) fileExtensionsFromType: (NSString \*) documentTypeName;

- (NSArray \*) fileNamesFromRunningOpenPanel;

- (BOOL) hasEditedDocuments;

- (id) makeDocumentWithContentsOfFile: (NSString \*) fileName ofType: (NSString \*) type;

- (id) makeDocumentWithContentsOfURL: (NSURL \*) url ofType: (NSString \*) type;

- (id) makeUntitledDocumentOfType: (NSString \*) type;

- (IBAction) newDocument: (id) sender;

- (void) noteNewRecentDocument: (NSDocument \*) document;

- (void) noteNewRecentDocumentURL: (NSURL \*) url;

- (IBAction) openDocument: (id) sender;

- (id) openDocumentWithContentsOfFile: (NSString \*) fileName display: (BOOL) display;

- (id) openDocumentWithContentsOfURL: (NSURL \*) url display: (BOOL) display;



- (id) openUntitledDocumentOfType: (NSString\*) type display: (BOOL) display;

- (NSArray \*) recentDocumentURLs;

- (void) removeDocument: (NSDocument \*) document;

- (BOOL) reviewUnsavedDocumentsWithTitle: (NSString \*) title cancellable: (BOOL) cancellable;

- (void) reviewUnsavedDocumentsWithTitle: (NSString \*) title cancellable: (BOOL) cancellable delegate: (id) delegate  
didReviewAllSelector: (SEL) didReviewAllSelector contextInfo: (void \*) contextInfo;

- (int) runModalOpenPanel: (NSOpenPanel \*) openPanel forTypes: (NSArray \*) openableFileExtensions;

- (IBAction) saveAllDocuments: (id) sender;

- (NSString \*) typeFromFileExtension: (NSString \*) fileNameExtensionOrHFSType;

- (BOOL) validateMenuItem: (NSMenuItem \*) anItem;

- (BOOL) validateUserInterfaceItem: (id <NSValidatedUserInterfaceItem>) anItem;

// Methods Implementing NSCoder

- (void) encodeWithCoder: (NSCoder \*) aCoder;

- (id) initWithCoder: (NSCoder \*) aDecoder;

Click [here](#) to show toolbars of the Web Online Help System: [show toolbars](#)

[\[ Team LIB \]](#)

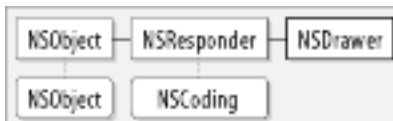
◀ PREVIOUS

NEXT ▶

## ***NSDrawer***

*Mac OS X 10.0*

This class implements the drawer interface component. Drawers are extensions to windows that contain a content view, and can be opened and closed along one edge of a window to show and hide the contents contained within. One example of an **NSDrawer** is the Mailboxes drawer in *Mail.app*.



```
@interface NSDrawer : NSResponder
```

```
// Initializers
```

```
- (id) initWithContentSize: (NSSize) contentSize preferredEdge: (NSRectEdge) edge;
```

```
// Accessor Methods
```

```
- (void) setPreferredEdge: (NSRectEdge) edge;
```

```
- (NSRectEdge) preferredEdge;
```

```
- (void) setParentWindow: (NSWindow *) parent;
```

```
- (NSWindow *) parentWindow;
```

```
- (void) setTrailingOffset: (float) offset;
```

- (float) trailingOffset;

- (void) setMinContentSize: (NSUInteger) size;

- (NSUInteger) minContentSize;

- (void) setLeadingOffset: (float) offset;

- (float) leadingOffset;

- (void) setMaxContentSize: (NSUInteger) size;

- (NSUInteger) maxContentSize;

- (void) setDelegate: (id) anObject;

- (id) delegate;

- (void) setContentSize: (NSUInteger) size;

- (NSUInteger) contentSize;

- (void) setContentView: (NSView \*) aView;

- (NSView \*) contentView;

#### // Instance Methods

- (void) close;

- (void) close: (id) sender;

- (NSRectEdge) edge;

```
- (void) open;
```

```
- (void) open: (id) sender;
```

```
- (void) openOnEdge: (NSRectEdge) edge;
```

```
- (int) state;
```

```
- (void) toggle: (id) sender;
```

```
// Methods Implemented by the Delegate
```

```
- (void) drawerDidClose: (NSNotification *) notification;
```

```
- (void) drawerDidOpen: (NSNotification *) notification;
```

```
- (BOOL) drawerShouldClose: (NSDrawer *) sender;
```

```
- (BOOL) drawerShouldOpen: (NSDrawer *) sender;
```

```
- (void) drawerWillClose: (NSNotification *) notification;
```

```
- (void) drawerWillOpen: (NSNotification *) notification;
```

```
- (NSSize) drawerWillResizeContents: (NSDrawer *) sender toSize: (NSSize) contentSize;
```

```
// Notifications
```

```
NSDrawerDidCloseNotification;
```

```
NSDrawerDidOpenNotification;
```

```
NSDrawerWillCloseNotification;
```

NSDrawerWillOpenNotification;

[\[ Team LIB \]](#)

◀ PREVIOUS

NEXT ▶

[This HTML Help has been published using the chm2web software.](#)

Click [here](#) to show toolbars of the Web Online Help System: [show toolbars](#)

[\[ Team LiB \]](#)

◀ PREVIOUS

NEXT ▶

## ***NSEPSImageRep***

*Mac OS X 10.0*

This subclass of **NSImageRep** is capable of rendering an image from Encapsulated PostScript (EPS) data.



```
@interface NSEPSImageRep : NSImageRep
```

```
// Initializers
```

```
- (id) initWithData: (NSData *) epsData;
```

```
// Class Methods
```

```
+ (id) imageRepWithData: (NSData *) epsData;
```

```
// Instance Methods
```

```
- (NSData *) EPSRepresentation;
```

```
- (NSRect) boundingBox;
```

```
- (void) prepareGState;
```



Click [here](#) to show toolbars of the Web Online Help System: [show toolbars](#)

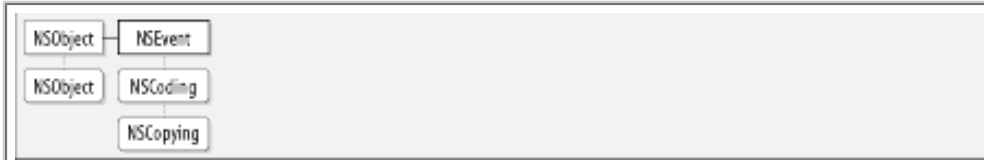
[ [Team Lib](#) ]

◀ PREVIOUS    NEXT ▶

## ***NSEvent***

*Mac OS X 10.0*

This class encapsulates the data related to all events in a Cocoa application. **NSEvent** objects are dispatched by **NSApplication** to the appropriate receiver using the method **sendEvent:**. Both key and mouse events are represented by **NSEvent**. All classes that wish to respond to events must inherit from **NSResponder**.



```
@interface NSEvent : NSObject <NSCoding, NSCopying>
```

```
// Class Methods
```

```
+ (NSEvent *) enterExitEventWithType: (NSEventType) type location: (NSPoint) location modifierFlags: (unsigned int) flags  
    timestamp: (NSTimeInterval) time windowNumber: (int) wNum  
    context: (NSGraphicsContext*) context eventNumber: (int) eNum trackingNumber: (int) tNum userData: (void *)  
data;
```

```
+ (NSEvent *) keyEventWithType: (NSEventType) type location: (NSPoint) location modifierFlags: (unsigned int) flags  
    timestamp: (NSTimeInterval) time windowNumber: (int) wNum context: (NSGraphicsContext*) context  
    characters: (NSString*) keys charactersIgnoringModifiers: (NSString*) ukeys
```

```
+ (NSEvent *) mouseEventWithType: (NSEventType) type location: (NSPoint) location modifierFlags: (unsigned int)  
flags  
    timestamp: (NSTimeInterval) time windowNumber: (int) wNum context: (NSGraphicsContext*) context  
    eventNumber: (int) eNum clickCount: (int) cNum pressure: (float) pressure;
```

```
+ (NSPoint) mouseLocation;
```

```
+ (NSEvent *) otherEventWithType: (NSEventType) type location: (NSPoint) location modifierFlags: (unsigned int)  
flags  
    timestamp: (NSTimeInterval) time windowNumber: (int) wNum context: (NSGraphicsContext*) context  
    subtype: (short) subtype data1: (int) d1 data2: (int) d2;
```

```
+ (void) startPeriodicEventsAfterDelay: (NSTimeInterval) delay withPeriod: (NSTimeInterval) period;
```

```
+ (void) stopPeriodicEvents;
```



// Instance Methods

- (int) buttonNumber;

- (NSString \*) characters;

- (NSString \*) charactersIgnoringModifiers;

- (int) clickCount;

- (NSGraphicsContext \*) context;

- (int) data1;

- (int) data2;

- (float) deltaX;

- (float) deltaY;

- (float) deltaZ;

- (int) eventNumber;

- (BOOL) isRepeat;

- (unsigned short) keyCode;

- (NSPoint) locationInWindow;

- (unsigned int) modifierFlags;

- (float) pressure;

- (short) subtype;

- (NSTimeInterval) timeStamp;

- (int) trackingNumber;

- (NSEventType) type;

```
- (void *) userData;
```

```
- (NSWindow *) window;
```

```
- (int) windowNumber;
```

```
// Methods Implementing NSCoder
```

```
- (void) encodeWithCoder: (NSCoder *) aCoder;
```

```
- (id) initWithCoder: (NSCoder *) aDecoder;
```

```
// Methods Implementing NSCopying
```

```
- (id) copyWithZone: (NSZone *) zone;
```

Click [here](#) to show toolbars of the Web Online Help System: [show toolbars](#)

[ [Team LIB](#) ]

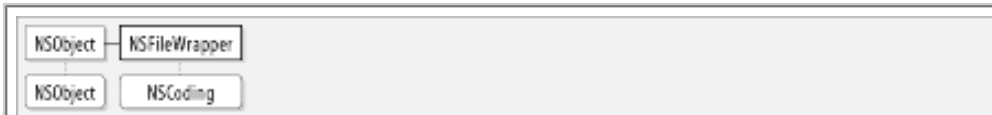
◀ PREVIOUS

NEXT ▶

## *NSFileWrapper*

*Mac OS X 10.0*

This class is used to represent a file, or a set of files contained in a file package, as a single unit of information in a document or application. **NSFileWrapper** is often used in conjunction with subclasses of **NSDocument** as a means of conveniently managing a document's data. This class provides functionality that allows clients to edit file attributes and perform file operations. Additionally, clients may assign an icon to represent the file wrapper object in dragging operations.



```
@interface NSFileWrapper : NSObject <NSCoding>
```

```
// Initializers
```

```
- (id)initWithDirectoryWithFileWrappers: (NSDictionary *) docs;
```

```
- (id)initWithRegularFileWithContents: (NSData *) data;
```

```
- (id)initWithSymbolicLinkWithDestination: (NSString *) path;
```

```
- (id)initWithPath: (NSString *) path;
```

```
- (id)initWithSerializedRepresentation: (NSData *) data;
```

```
// Accessor Methods
```

```
- (void)setFilename: (NSString *) filename;
```

```
- (NSString *) filename;
```

```
- (void)setIcon: (NSImage *) icon;
```

```
- (NSImage *) icon;
```

```
- (void)setFileAttributes: (NSDictionary *) attributes;
```

- (NSDictionary \*)fileAttributes;

- (void)setPreferredFilename:(NSString \*)filename;

- (NSString \*)preferredFilename;

// Instance Methods

- (NSString \*)addFileWithPath:(NSString \*)path;

- (NSString \*)addFileWrapper:(NSFileWrapper \*)doc;

- (NSString \*)addRegularFileWithContents:(NSData \*)data preferredFilename:(NSString \*)filename;

- (NSString \*)addSymbolicLinkWithDestination:(NSString \*)path preferredFilename:(NSString \*)filename;

- (NSDictionary \*)fileWrappers;

- (BOOL)isDirectory;

- (BOOL)isRegularFile;

- (BOOL)isSymbolicLink;

- (NSString \*)keyForFileWrapper:(NSFileWrapper \*)doc;

- (BOOL)needsToBeUpdatedFromPath:(NSString \*)path;

- (NSData \*)regularFileContents;

- (void)removeFileWrapper:(NSFileWrapper \*)doc;

- (NSData \*)serializedRepresentation;

- (NSString \*)symbolicLinkDestination;

- (BOOL)updateFromPath:(NSString \*)path;

- (BOOL)writeToFile:(NSString \*)path atomically:(BOOL)atomicFlag updateFileNames:(BOOL)updateFileNamesFlag;

// Methods Implementing NSCoding

```
- (void) encodeWithCoder: (NSCoder *) aCoder;
```

```
- (id) initWithCoder: (NSCoder *) aDecoder;
```

[\[ Team LiB \]](#)

[◀ PREVIOUS](#) [NEXT ▶](#)

[This HTML Help has been published using the chm2web software.](#)

Click [here](#) to show toolbars of the Web Online Help System: [show toolbars](#)

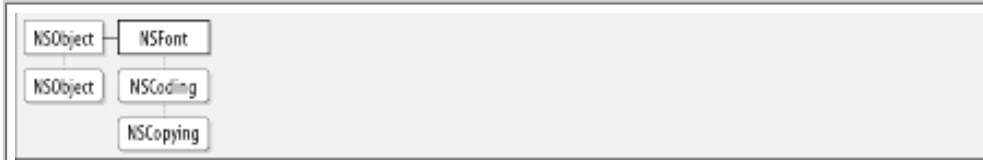
[ [Team LiB](#) ]

◀ PREVIOUS    NEXT ▶

## NSFont

Mac OS X 10.0

This class represents a single font in an application. `NSAttributedString` uses `NSFont` as an attribute that specifies which font a string should be drawn in. `NSFont` provides access to all of the characteristics of a font, such as the ascender and descender height, italic angle, underline thickness, and more.



```
@interface NSFont : NSObject <NSCoding, NSCopying>
```

```
// Convenience Constructors
```

```
+ (NSFont *)fontWithName:(NSString *)fontName matrix:(const float *)fontMatrix;
```

```
+ (NSFont *)fontWithName:(NSString *)fontName size:(float)fontSize;
```

```
// Class Methods
```

```
+ (float)labelFontSize;
```

```
+ (float)smallSystemFontSize;
```

```
+ (float)systemFontSize;
```

```
+ (NSFont *)boldSystemFontOfSize:(float)fontSize;
```

```
+ (NSFont *)controlContentFontOfSize:(float)fontSize;
```

```
+ (NSFont *)labelFontOfSize:(float)fontSize;
```

```
+ (NSFont *)menuFontOfSize:(float)fontSize;
```

```
+ (NSFont *)messageFontOfSize:(float)fontSize;
```

```
+ (NSFont *) paletteFontOfSize: (float) fontSize;
```

```
+ (NSArray *) preferredFontNames;
```

```
+ (void) setPreferredFontNames: (NSArray *) fontNameArray;
```

```
+ (void) setUserFixedPitchFont: (NSFont *) aFont;
```

```
+ (void) setUserFont: (NSFont *) aFont;
```

```
+ (NSFont *) systemFontOfSize: (float) fontSize;
```

```
+ (NSFont *) titleBarFontOfSize: (float) fontSize;
```

```
+ (NSFont *) toolTipsFontOfSize: (float) fontSize;
```

```
+ (void) useFont: (NSString *) fontName;
```

```
+ (NSFont *) userFixedPitchFontOfSize: (float) fontSize;
```

```
+ (NSFont *) userFontOfSize: (float) fontSize;
```

```
// Instance Methods
```

```
- (void) set;
```

```
- (float) ascender;
```

```
- (float) capHeight;
```

```
- (float) defaultLineHeightForFont;
```

```
- (float) descender;
```

```
- (NSString *) encodingScheme;
```

```
- (NSMutableByteGlyphPack *) glyphPack;
```

```
- (NSGlyph) glyphWithName: (NSString *) aName;
```

```
- (BOOL) isFixedPitch;
```

- (float) italicAngle;

- (NSSize) maximumAdvancement;

- (NSStringEncoding) mostCompatibleStringEncoding;

- (unsigned) numberOfGlyphs;

- (int) positionsForCompositedSequence: (NSGlyph \*) someGlyphs numberOfGlyphs: (int) numGlyphs  
pointArray: (NSPointArray) points;

- (float) underlinePosition;

- (float) underlineThickness;

- (float) xHeight;

- (NSSize) advancementForGlyph: (NSGlyph) aGlyph;

- (NSDictionary \*) afmDictionary;

- (NSRect) boundingRectForFont;

- (NSRect) boundingRectForGlyph: (NSGlyph) aGlyph;

- (NSCharacterSet \*) coveredCharacterSet;

- (NSString \*) displayName;

- (NSString \*) familyName;

- (NSString \*) fontName;

- (BOOL) glyphIsEncoded: (NSGlyph) aGlyph;

- (BOOL) isBaseFont;

- (const float \*) matrix;

- (float) pointSize;

- (NSPoint) positionOfGlyph: (NSGlyph) aGlyph forCharacter: (unichar) aCharacter struckOverRect: (NSRect) aRect;



- (NSPoint) positionOfGlyph: (NSGlyph) aGlyph struckOverRect: (NSRect) aRect metricsExist: (BOOL \*) exist;

- (NSPoint) positionOfGlyph: (NSGlyph) curGlyph precededByGlyph: (NSGlyph) prevGlyph isNominal: (BOOL \*) nominal;

- (NSPoint) positionOfGlyph: (NSGlyph) curGlyph struckOverGlyph: (NSGlyph) prevGlyph metricsExist: (BOOL \*) exist;

- (NSPoint) positionOfGlyph: (NSGlyph) thisGlyph withRelation: (NSGlyphRelation) relation toBaseGlyph: (NSGlyph) baseGlyph  
totalAdvancement: (NSSizePointer) adv metricsExist: (BOOL \*) exist;

- (NSFont \*) printerFont;

- (NSFont \*) screenFont;

- (float) widthOfString: (NSString \*) string;

// Methods Implementing NSCoding

- (void) encodeWithCoder: (NSCoder \*) aCoder;

- (id) initWithCoder: (NSCoder \*) aDecoder;

// Methods Implementing NSCopying

- (id) copyWithZone: (NSZone \*) zone;

Click [here](#) to show toolbars of the Web Online Help System: [show toolbars](#)

[\[ Team Lib \]](#)

◀ PREVIOUS    NEXT ▶

## ***NSFontManager***

*Mac OS X 10.0*

This class defines the interface to the system Cocoa uses to coordinate the usage of fonts in an application. Part of **NSFontManager**'s duty is to keep track of the currently selected font, and manage the interaction between the Font Panel, Font menu, and text-bearing objects. To obtain an application's Font Manager, use the class method **sharedFontManager**.



```
@interface NSFontManager : NSObject
```

```
// Accessor Methods
```

```
- (void)setEnabled:(BOOL)flag;
```

```
- (void)setSelectedFont:(NSFont *)fontObj isMultiple:(BOOL)flag;
```

```
- (NSFont *)selectedFont;
```

```
- (void)setDelegate:(id)anObject;
```

```
- (id)delegate;
```

```
- (void)setAction:(SEL)selector;
```

```
- (SEL)action;
```

```
- (void) setFontMenu: (NSMenu *) newMenu;
```

```
// Class Methods
```

```
+ (void) setFontManagerFactory: (Class) factoryId;
```

```
+ (void) setFontPanelFactory: (Class) factoryId;
```

```
+ (NSFontManager *) sharedFontManager;
```

```
// Instance Methods
```

```
- (NSString *) localizedNameForFamily: (NSString *) family face: (NSString *) faceKey;
```

```
- (void) addFontTrait: (id) sender;
```

```
- (NSArray *) availableFontFamilies;
```

```
- (NSArray *) availableFontNamesWithTraits: (NSFontTraitMask) someTraits;
```

```
- (NSArray *) availableFonts;
```

```
- (NSArray *) availableMembersOfFontFamily: (NSString *) fam;
```

```
- (NSFont *) convertFont: (NSFont *) fontObj;
```

```
- (NSFont *) convertFont: (NSFont *) fontObj toFace: (NSString *) typeface;
```

```
- (NSFont *) convertFont: (NSFont *) fontObj toFamily: (NSString *) family;
```

```
- (NSFont *) convertFont: (NSFont *) fontObj toHaveTrait: (NSFontTraitMask) trait;
```

```
- (NSFont *) convertFont: (NSFont *) fontObj toNotHaveTrait: (NSFontTraitMask) trait;
```

- (NSFont \*) convertFont: (NSFont \*) fontObj toSize: (float) size;

- (NSFont \*) convertWeight: (BOOL) upFlag ofFont: (NSFont \*) fontObj;

- (NSMenu \*) fontMenu: (BOOL) create;

- (BOOL) fontNamed: (NSString \*) fName hasTraits: (NSFontTraitMask) someTraits;

- (NSFontPanel \*) fontPanel: (BOOL) create;

- (NSFont \*) fontWithFamily: (NSString \*) family traits: (NSFontTraitMask) traits  
weight: (int) weight size: (float) size;

- (BOOL) isEnabled;

- (BOOL) isMultiple;

- (void) modifyFont: (id) sender;

- (void) modifyFontViaPanel: (id) sender;

- (void) orderFrontFontPanel: (id) sender;

- (void) removeFontTrait: (id) sender;

- (BOOL) sendAction;

- (NSFontTraitMask) traitsOfFont: (NSFont \*) fontObj;

- (int) weightOfFont: (NSFont \*) fontObj;

// Methods Implemented by the Delegate

- (void) changeFont: (id) sender;

```
- (BOOL) fontManager: (id) sender willIncludeFont: (NSString *) fontName;
```

[\[ Team LiB \]](#)

◀ PREVIOUS

NEXT ▶

[This HTML Help has been published using the chm2web software.](#)

Click [here](#) to show toolbars of the Web Online Help System: [show toolbars](#)

[\[ Team LiB \]](#)

◀ PREVIOUS

NEXT ▶

## ***NSFontPanel***

*Mac OS X 10.0*

This class provides an implementation for the font-panel that users interact with to select fonts in an application. The panel provides a list of all available fonts from which the user can select a font, style, size, and preview the font as well. **NSFontPanel** communicates with **NSFontManager** to obtain the set of available fonts, as well as to effect any changes that may need to be done in the selected text.



```
@interface NSFontPanel : NSPanel
```

```
// Accessor Methods
```

```
- (void)setEnabled:(BOOL)flag;
```

```
- (void)setAccessoryView:(NSView *)aView;
```

```
- (NSView *)accessoryView;
```

```
- (void)setPanelFont:(NSFont *)fontObj isMultiple:(BOOL)flag;
```

```
// Class Methods
```

```
+ (NSFontPanel *)sharedFontPanel;
```

```
+ (BOOL)sharedFontPanelExists;
```

// Instance Methods

- (void) reloadDefaultFontFamilies;

- (BOOL) isEnabled;

- (NSFont \*) panel ConvertFont: (NSFont \*) fontObj;

- (BOOL) worksWhenModal;

[\[ Team Lib \]](#)

◀ PREVIOUS

NEXT ▶

[This HTML Help has been published using the chm2web software.](#)

Click [here](#) to show toolbars of the Web Online Help System: [show toolbars](#)

[\[ Team LIB \]](#)

◀ PREVIOUS

NEXT ▶

## **NSForm**

Mac OS X 10.0

This subclass of **NSMatrix** implements an interface component that is a stack of **NSFormCells**, which are a type of cell that represents a titled text entry field.



```
@interface NSForm : NSMatrix
```

```
// Accessor Methods
```

- (void) setTi t l eAl i gnment: (NSTextAl i gnment) mode;
- (void) setEntryWi dth: (fl oat) wi dth;
- (void) setInterl i neSpaci ng: (fl oat) spaci ng;
- (void) setBordered: (BOOL) fl ag;
- (void) setBezel ed: (BOOL) fl ag;
- (void) setTi t l eFont: (NSFont \*) fontObj ;
- (void) setText Font: (NSFont \*) fontObj ;



```
- (void) setTextAlignment: (int) mode;
```

```
// Instance Methods
```

```
- (NSFormCell *) addEntry: (NSString *) title;
```

```
- (NSFormCell *) insertEntry: (NSString *) title atIndex: (int) index;
```

```
- (id) cellAtIndex: (int) index;
```

```
- (int) indexOfCellWithTag: (int) aTag;
```

```
- (int) indexOfSelectedItem;
```

```
- (void) removeEntryAtIndex: (int) index;
```

```
- (void) selectTextAtIndex: (int) index;
```

```
- (void) drawCellAtIndex: (int) index;
```

Click [here](#) to show toolbars of the Web Online Help System: [show toolbars](#)

[\[ Team Lib \]](#)

◀ PREVIOUS

NEXT ▶

## ***NSFormCell***

*Mac OS X 10.0*

This class is a subclass of **NSActionCell** that represents a labeled text entry field. The left of the cell consists of a title, while the right of the cell is an editable text entry field. **NSFormCell**s are used to implement **NSForm** controls.



```
@interface NSFormCell : NSActionCell
```

```
// Initializers
```

```
- (id) initWithTitle: (NSString *) aString;
```

```
// Accessor Methods
```

```
- (void) setAttributedTitle: (NSAttributedString *) obj;
```

```
- (NSAttributedString *) attributedTitle;
```

```
- (void) setTitleWidth: (float) width;
```

```
- (float) titleWidth;
```

```
- (void) setTitleAlignment: (NSTextAlignment) mode;
```

```
- (NSTextAlignment) titleAlignment;
```

```
- (void) setTitleFont: (NSFont *) fontObj;
```

```
- (NSFont *) titleFont;
```

```
- (void) setTitle: (NSString *) aString;
```

```
- (NSString *) title;
```

```
// Instance Methods
```

```
- (BOOL) isOpaque;
```

```
- (float) titleWidth: (NSSize) aSize;
```

[\[ Team Lib \]](#)

◀ PREVIOUS

NEXT ▶

[This HTML Help has been published using the chm2web software.](#)

## ***NSGlyphInfo***

*Mac OS X 10.2*

This class is used in attributed strings as a value for the attribute ***NSGlyphInfoAttributeName***. Glyph info objects are used to specify a mapping between a Unicode character code and a glyph ID, thus permitting clients to override the default glyph used by a font to represent some Unicode character.



```
@interface NSGlyphInfo : NSObject <NSCoding>
```

```
// Class Methods
```

```
+ (NSGlyphInfo *)glyphInfoWithCharacterIdentifier: (unsigned int) cid  
  collection: (NSCharacterCollection) characterCollection baseString: (NSString *) theString;
```

```
+ (NSGlyphInfo *)glyphInfoWithGlyph: (NSGlyph) glyph forFont: (NSFont *) font baseString: (NSString *) theString;
```

```
+ (NSGlyphInfo *)glyphInfoWithGlyphName: (NSString *) glyphName  
  forFont: (NSFont *) font baseString: (NSString *) theString;
```

```
// Instance Methods
```

```
- (NSCharacterCollection) characterCollection;
```

```
- (unsigned int) characterIdentifier;
```

```
- (NSString *) glyphName;
```

```
// Methods Implementing NSCoding
```

```
- (void) encodeWithCoder: (NSCoder *) aCoder;
```

```
- (id) initWithCoder: (NSCoder *) aDecoder;
```



Click [here](#) to show toolbars of the Web Online Help System: [show toolbars](#)

[\[ Team LIB \]](#)

◀ PREVIOUS    NEXT ▶

## ***NSGraphicsContext***

*Mac OS X 10.0*

This class is an interface to graphics context objects, which interpret drawing commands based on a number of attributes that make up an environment for rendering. ***NSGraphicsContext*** can be used change a number of rendering options, such as whether or not antialiasing should be done, or whether image smoothing and interpolation should be used when drawing images.



```
@interface NSGraphicsContext : NSObject
```

```
// Accessor Methods
```

- (void) setImageInterpolation: (NSImageInterpolation) interpolation;
- (NSImageInterpolation) imageInterpolation;
- (void) setShouldAntialias: (BOOL) antialias;
- (BOOL) shouldAntialias;
- (void) setFocusStack: (void \*) stack;
- (void \*) focusStack;
- (void) setPatternPhase: (NSPoint) phase;

```
- (NSPoint) patternPhase;
```

```
// Class Methods
```

```
+ (NSGraphicsContext *) currentContext;
```

```
+ (BOOL) currentContextDrawingToScreen;
```

```
+ (NSGraphicsContext *) graphicsContextWithAttributes: (NSDictionary *) attributes;
```

```
+ (NSGraphicsContext *) graphicsContextWithWindow: (NSWindow *) window;
```

```
+ (void) restoreGraphicsState;
```

```
+ (void) saveGraphicsState;
```

```
+ (void) setCurrentContext: (NSGraphicsContext *) context;
```

```
+ (void) setGraphicsState: (int) gState;
```

```
// Instance Methods
```

```
- (NSDictionary *) attributes;
```

```
- (void) flushGraphics;
```

```
- (void *) graphicsPort;
```

```
- (BOOL) isDrawingToScreen;
```

```
- (void) restoreGraphicsState;
```

```
- (void) saveGraphicsState;
```





Click [here](#) to show toolbars of the Web Online Help System: [show toolbars](#)

[\[ Team LIB \]](#)

◀ PREVIOUS

NEXT ▶

## *NSHelpManager*

*Mac OS X 10.0*

This class provides an interface to an application's help manager object used to provide online help in the application. You won't need to use this class, as Project Builder and Interface Builder provide support for integrating help documents with an application.



```
@interface NSHelpManager : NSObject
```

```
// Accessor Methods
```

```
- (void) setContextHelp: (NSAttributedString *) attrString forObject: (id) object;
```

```
// Class Methods
```

```
+ (BOOL) isContextHelpModeActive;
```

```
+ (void) setContextHelpModeActive: (BOOL) active;
```

```
+ (NSHelpManager *) sharedHelpManager;
```

```
// Instance Methods
```

```
- (NSAttributedString *) contextHelpForObject: (id) object;
```

- (void) removeContextHelpForObject: (id) object;

- (BOOL) showContextHelpForObject: (id) object locationHint: (NSPoint) pt;

[\[ Team LiB \]](#)

◀ PREVIOUS

NEXT ▶

[This HTML Help has been published using the chm2web software.](#)

Click [here](#) to show toolbars of the Web Online Help System: [show toolbars](#)


◀ PREVIOUS    NEXT ▶

[ [Team LIB](#) ]

## ***NSImage***

*Mac OS X 10.0*

This class is the general interface to images in the AppKit. Instances of **NSImage** usually have one or more image representations (instances of the class **NSImageRep** or one of its subclasses) associated with them. The purpose of keeping multiple image representations is so the image data can be rendered on a variety of devices, with each image representation providing rendering functionality for a specific device.



```
@interface NSImage : NSObject <NSCoding, NSCopying>
```

```
// Convenience Constructors
```

```
+ (NSArray *)imageFileTypes;
```

```
+ (id)imageNamed:(NSString *)name;
```

```
+ (NSArray *)imagePasteboardTypes;
```

```
+ (NSArray *)imageUnfilteredFileTypes;
```

```
+ (NSArray *)imageUnfilteredPasteboardTypes;
```

```
// Initializers
```

```
- (id)initWithReferencingFile:(NSString *)fileName;
```

```
- (id)initWithReferencingURL:(NSURL *)url;
```

```
- (id)initWithContentsOfFile:(NSString *)fileName;
```

- (id) initWithContentsOfURL: (NSURL \*) url;

- (id) initWithData: (NSData \*) data;

- (id) initWithPasteboard: (NSPasteboard \*) pasteboard;

- (id) initWithSize: (NSSize) aSize;

// Accessor Methods

- (void) setSize: (NSSize) aSize;

- (NSSize) size;

- (void) setPrefersColorMatch: (BOOL) flag;

- (BOOL) prefersColorMatch;

- (void) setCacheMode: (NSImageCacheMode) mode;

- (NSImageCacheMode) cacheMode;

- (void) setUsesEPSOnResolutionMismatch: (BOOL) flag;

- (BOOL) usesEPSOnResolutionMismatch;

- (void) setFlipped: (BOOL) flag;

- (void) setBackgroundColor: (NSColor \*) aColor;

- (NSColor \*) backgroundColor;

- (void) setDelegate: (id) anObject;

- (id) delegate;

- (void) setCachedSeparately: (BOOL) flag;

- (void) setCacheDepthMatchesImageDepth: (BOOL) flag;

- (BOOL) cacheDepthMatchesImageDepth;

- (BOOL) setName: (NSString \*) string;

- (NSString \*) name;

- (void) setScalesWhenResized: (BOOL) flag;

- (BOOL) scalesWhenResized;

- (void) setMatchesOnMultipleResolutions: (BOOL) flag;

- (BOOL) matchesOnMultipleResolutions;

- (void) setDataRetained: (BOOL) flag;

// Class Methods

+ (BOOL) canInitWithPasteboard: (NSPasteboard \*) pasteboard;

// Instance Methods

- (void) addRepresentation: (NSImageRep \*) imageRep;

- (NSData \*) TIFFRepresentation;

- (NSData \*) TIFFRepresentationUsingCompression: (NSTIFFCompression) comp factor: (float) aFloat;

- (void) addRepresentations: (NSArray \*) imageReps;

- (void) cancelIncrementalLoad;

- (void) compositeToPoint: (NSPoint) point fromRect: (NSRect) rect operation: (NSCompositingOperation) op;

- (void) compositeToPoint: (NSPoint) point fromRect: (NSRect) rect operation: (NSCompositingOperation) op  
fraction: (float) delta;

- (void) compositeToPoint: (NSPoint) point operation: (NSCompositingOperation) op;

- (void) compositeToPoint: (NSPoint) point operation: (NSCompositingOperation) op fraction: (float) delta;

- (NSImageRep \*) bestRepresentationForDevice: (NSDictionary \*) deviceDescription;

- (void) dissolveToPoint: (NSPoint) point fraction: (float) aFloat;

- (void) dissolveToPoint: (NSPoint) point fromRect: (NSRect) rect fraction: (float) aFloat;

- (void) drawAtPoint: (NSPoint) point fromRect: (NSRect) fromRect operation: (NSCompositingOperation) op fraction: (float) delta;

- (void) drawInRect: (NSRect) rect fromRect: (NSRect) fromRect operation: (NSCompositingOperation) op fraction: (float) delta;

- (BOOL) drawRepresentation: (NSImageRep \*) imageRep inRect: (NSRect) rect;

- (BOOL) isCachedSeparately;

- (BOOL) isDataRetained;

- (BOOL) isFlipped;

- (BOOL) isValid;

- (void) lockFocus;

- (void) lockFocusOnRepresentation: (NSImageRep \*) imageRepresentation;

- (void) recache;

- (void) removeRepresentation: (NSImageRep \*) imageRep;

- (NSArray \*) representations;

- (void) unlockFocus;

// Methods Implementing NSCoding

```
- (void) encodeWithCoder: (NSCoder *) aCoder;
```

```
- (id) initWithCoder: (NSCoder *) aDecoder;
```

```
// Methods Implementing NSCopying
```

```
- (id) copyWithZone: (NSZone *) zone;
```

```
// Methods Implemented by the Delegate
```

```
- (void) image: (NSImage*) image didLoadPartOfRepresentation: (NSImageRep*) rep withValidRows: (int) rows;
```

```
- (void) image: (NSImage*) image didLoadRepresentation: (NSImageRep*) rep  
withStatus: (NSImageLoadStatus) status;
```

```
- (void) image: (NSImage*) image didLoadRepresentationHeader: (NSImageRep*) rep;
```

```
- (void) image: (NSImage*) image willLoadRepresentation: (NSImageRep*) rep;
```

```
- (NSImage *) imageDidNotDraw: (id) sender inRect: (NSRect) aRect;
```

Click [here](#) to show toolbars of the Web Online Help System: [show toolbars](#)


[\[ Team Lib \]](#)

◀ PREVIOUS    NEXT ▶

## ***NSImageCell***

*Mac OS X 10.0*

This cell class is responsible for drawing an image in a frame. *NSImageCell* provides methods that allow clients to specify the frame style, as well as how images that do not fit in the cell bounds should be scaled.



```
@interface NSImageCell : NSCell <NSCoding, NSCopying>

// Accessor Methods

- (void) setImageAlignment: (NSImageAlignment) newAlignment;

- (NSImageAlignment) imageAlignment;

- (void) setImageScaling: (NSImageScaling) newScaling;

- (NSImageScaling) imageScaling;

- (void) setImageFrameStyle: (NSImageFrameStyle) newStyle;

- (NSImageFrameStyle) imageFrameStyle;

// Methods Implementing NSCoding
```



```
- (void) encodeWithCoder: (NSCoder *) aCoder;
```

```
- (id) initWithCoder: (NSCoder *) aDecoder;
```

```
// Methods Implementing NSCopying
```

```
- (id) copyWithZone: (NSZone *) zone;
```

[\[ Team LIB \]](#)

◀ PREVIOUS

NEXT ▶

[This HTML Help has been published using the chm2web software.](#)

Click [here](#) to show toolbars of the Web Online Help System: [show toolbars](#)

[\[ Team LiB \]](#)

◀ PREVIOUS

NEXT ▶

## ***NSImageRep***

*Mac OS X 10.0*

This is an abstract class that defines a general interface to image representations. **NSImageRep** subclasses allow **NSImage** to work with various image data formats using the common interface declared in **NSImageRep**.



```
@interface NSImageRep : NSObject <NSCoding, NSCopying>
```

```
// Accessor Methods
```

- (void) setSize: (NSSize) aSize;
- (NSSize) size;
- (void) setPixelFormat: (int) anInt;
- (int) pixelFormat;
- (void) setBitsPerSample: (int) anInt;
- (int) bitsPerSample;
- (void) setOpaque: (BOOL) flag;

```
- (void) setPixelSize: (int) anInt;
```

```
- (int) pixelSize;
```

```
- (void) setAlpha: (BOOL) flag;
```

```
- (void) setColorSpaceName: (NSString *) string;
```

```
- (NSString *) colorSpaceName;
```

```
// Class Methods
```

```
+ (BOOL) canInitWithData: (NSData *) data;
```

```
+ (BOOL) canInitWithPasteboard: (NSPasteboard *) pasteboard;
```

```
+ (NSArray *) imageFileTypes;
```

```
+ (NSArray *) imagePasteboardTypes;
```

```
+ (Class) imageRepClassForData: (NSData *) data;
```

```
+ (Class) imageRepClassForFileType: (NSString *) type;
```

```
+ (Class) imageRepClassForPasteboardType: (NSString *) type;
```

```
+ (id) imageRepWithContentsOfFile: (NSString *) filename;
```

```
+ (id) imageRepWithContentsOfURL: (NSURL *) url;
```

```
+ (id) imageRepWithPasteboard: (NSPasteboard *) pasteboard;
```

```
+ (NSArray *) imageRepsWithContentsOfFile: (NSString *) filename;
```

```
+ (NSArray *)imageRepsWithContentsOfURL: (NSURL *) url;
```

```
+ (NSArray *)imageRepsWithPasteboard: (NSPasteboard *) pasteboard;
```

```
+ (NSArray *)imageUnfilteredFileTypes;
```

```
+ (NSArray *)imageUnfilteredPasteboardTypes;
```

```
+ (void)registerImageRepClass: (Class) imageRepClass;
```

```
+ (NSArray *)registeredImageRepClasses;
```

```
+ (void)unregisterImageRepClass: (Class) imageRepClass;
```

```
// Instance Methods
```

```
- (BOOL)draw;
```

```
- (BOOL)drawAtPoint: (NSPoint) point;
```

```
- (BOOL)drawInRect: (NSRect) rect;
```

```
- (BOOL)hasAlpha;
```

```
- (BOOL)isOpaque;
```

```
// Methods Implementing NSCoder
```

```
- (void)encodeWithCoder: (NSCoder *) aCoder;
```

```
- (id)initWithCoder: (NSCoder *) aDecoder;
```

```
// Methods Implementing NSCopying
```

```
- (id) copyWithZone: (NSZone *) zone;
```

```
// Notifications
```

```
NSImageRegistryDidChangeNotification;
```

## Subclasses

NSBitmapImageRep, NSCachedImageRep, NSCustomImageRep, NSEPSImageRep, NSPDFImageRep,  
NSPCTImageRep

[\[ Team LIB \]](#)

◀ PREVIOUS

NEXT ▶

[This HTML Help has been published using the chm2web software.](#)

Click [here](#) to show toolbars of the Web Online Help System: [show toolbars](#)

[\[ Team LiB \]](#)

◀ PREVIOUS

NEXT ▶

## *NSImageView*

Mac OS X 10.0

This subclass of `NSView` is responsible for drawing an image in a frame, and provides functionality that allows users to set the displayed image by dropping an image over the view. Clients may access the `NSImage` displayed in the image view using the methods `setImage:` and `image`. The associated cell for this class is `NSImageCell`.



```
@interface NSImageView : NSControl
```

```
// Accessor Methods
```

```
- (void) setImage: (NSImage *) newImage;
```

```
- (NSImage *) image;
```

```
- (void) setImageAlignment: (NSImageAlignment) newAlignment;
```

```
- (NSImageAlignment) imageAlignment;
```

```
- (void) setImageFrameStyle: (NSImageFrameStyle) newStyle;
```

```
- (NSImageFrameStyle) imageFrameStyle;
```

```
- (void) setImageScaling: (NSImageScaling) newScaling;
```

```
- (NSImageScaling) imageScaling;
```

```
- (void) setEditable: (BOOL) yn;
```

```
// Instance Methods
```

```
- (BOOL) isEditable;
```

[\[ Team LIB \]](#)

◀ PREVIOUS

NEXT ▶

[This HTML Help has been published using the chm2web software.](#)

Click [here](#) to show toolbars of the Web Online Help System: [show toolbars](#)

◀ PREVIOUS


NEXT ▶

[\[ Team LiB \]](#)

## *NSInputManager*

Mac OS X 10.0

This class is a key component of Cocoa's text input system, which also consists of the classes `NSInputServer` and `NSTextView`. This class sits between `NSInputServer` and `NSTextView`. Applications don't need to interact with this class directly, unless they are implementing a custom text input and management system.



```
@interface NSInputManager : NSObject <NSTextView>
```

```
// Class Methods
```

```
+ (NSInputManager *)currentInputManager;
```

```
+ (void)cycleToNextInputLanguage:(id)sender;
```

```
+ (void)cycleToNextInputServerInLanguage:(id)sender;
```

```
// Instance Methods
```

```
- (BOOL)handleMouseEvent:(NSEvent*)theMouseEvent;
```

```
- (NSImage *)image;
```

```
- (NSInputManager *)initWithName:(NSString *)inputServerName host:(NSString *)hostName;
```



- (NSString\*) language;

- (NSString \*) localizedInputManagerName;

- (void) markedTextAbandoned: (id) cli;

- (void) markedTextSelectionChanged: (NSRange) newSel client: (id) cli;

- (NSInputServer\*) server;

- (BOOL) wantsToDeleteTextChangeNotifications;

- (BOOL) wantsToHandleMouseEvents;

- (BOOL) wantsToInterpretAllKeystrokes;

// Methods Implementing NSTextInput

- (void) insertText: (id) aString;

- (void) doCommandBySelector: (SEL) aSelector;

- (void) setMarkedText: (id) aString selectedRange: (NSRange) sel Range;

- (void) unmarkText;

- (BOOL) hasMarkedText;

- (long) conversationalIdentifier;

- (NSAttributedString \*) attributedSubstringFromRange: (NSRange) theRange;

- (NSRange) markedRange;

- (NSRange) sel ectedRange;

- (NSRect) fi rstRectForCharacterRange: (NSRange) theRange;

- (unsi gned i nt) characterI ndexForPoi nt: (NSPoi nt) thePoi nt;

- (NSArray\*) val i dAttri butesForMarkedText;

[\[ Team LiB \]](#)

◀ PREVIOUS

NEXT ▶

[This HTML Help has been published using the chm2web software.](#)

Click [here](#) to show toolbars of the Web Online Help System: [show toolbars](#)

[\[ Team LiB \]](#)

◀ PREVIOUS    NEXT ▶

## ***NSInputServer***

*Mac OS X 10.0*

This class is a key component of the subsystem used to receive and process keystrokes, and direct the associated characters to the active text view to be added to the displayed text. The other two key classes of Cocoa's text input system are ***NSInputManager*** and ***NSTextView***. This class implements the interfaces declared in the ***NSInputServiceProvider*** and ***NSInputServerMouseTracker*** protocols. These two protocols declare the bulk of the functionality of ***NSInputServer***. See the descriptions for these two protocols in [Chapter 3](#) for more information.



```
@interface NSInputServer : NSObject <NSInputServerMouseTracker, NSInputServiceProvider>
```

```
// Instance Methods
```

```
- (id) initWithDelegate: (id) aDelegate name: (NSString *) name;
```

```
// Methods Implementing NSInputServerMouseTracker
```

```
- (BOOL) mouseDownOnCharacterIndex: (unsigned) theIndex atCoordinate: (NSPoint) thePoint  
withModifier: (unsigned int) theFlags client: (id) sender;
```

```
- (BOOL) mouseDraggedOnCharacterIndex: (unsigned) theIndex atCoordinate: (NSPoint) thePoint  
withModifier: (unsigned int) theFlags client: (id) sender;
```

```
- (void) mouseUpOnCharacterIndex: (unsigned) theIndex atCoordinate: (NSPoint) thePoint  
withModifier: (unsigned int) theFlags client: (id) sender;
```

// Methods Implementing NSInputServiceProvider

- (void)insertText: (id) aString client: (id) sender;

- (void)doCommandBySelector: (SEL) aSelector client: (id) sender;

- (void)markedTextAbandoned: (id) sender;

- (void)markedTextSelectionChanged: (NSRange) newSel client: (id) sender;

- (void)terminate: (id) sender;

- (BOOL)canBeDisabbed;

- (BOOL)wantsToInterpretAllKeystrokes;

- (BOOL)wantsToHandleMouseEvents;

- (BOOL)wantsToDelayTextChangeNotifications;

- (void)inputClientBecomeActive: (id) sender;

- (void)inputClientResignActive: (id) sender;

- (void)inputClientEnabled: (id) sender;

- (void)inputClientDisabled: (id) sender;

- (void)activeConversationWillChange: (id) sender fromOldConversation: (long) oldConversation;

- (void)activeConversationChanged: (id) sender toNewConversation: (long) newConversation;

## ***NSLayoutManager***

*Mac OS X 10.0*

**NSLayoutManager** is responsible for managing how text is laid out. **NSLayoutManager** objects manage a set of **NSTextContainer** objects, and supervise how text is laid out in these containers. Additionally, **NSLayoutManager** is responsible for mapping Unicode character codes into glyphs that will be displayed in an **NSTextView** object. In terms of the Model-View-Controller design pattern, **NSTextStorage** is the model, **NSTextView** the view, and **NSLayoutManager** and **NSTextContainer** are controllers between the data layer and the view layer.



```
@interface NSLayoutManager : NSObject <NSCoding>
```

```
// Initializers
```

```
- (id) init;
```

```
// Accessor Methods
```

```
- (void) setDelegate: (id) delegate;
```

```
- (id) delegate;
```

```
- (void) setDefaultAttachmentScaling: (NSImageScaling) scaling;
```

```
- (NSImageScaling) defaultAttachmentScaling;
```

```
- (void) setTemporaryAttributes: (NSDictionary *) attrs forCharacterRange: (NSRange) charRange;
```

```
- (void) setAttachmentSize: (NSSize) attachmentSize forGlyphRange: (NSRange) glyphRange;
```

```
- (void) setNotShownAttribute: (BOOL) flag forGlyphAtIndex: (unsigned) glyphIndex;
```

```
- (void) setTypeSetter: (NSTypesetter *) typesetter;
```

```
- (NSTypesetter *) typesetter;
```

- (void) setLocation: (NSPoint) location forStartOfGlyphRange: (NSRange) glyphRange;

- (void) setCharacterIndex: (unsigned) charIndex forGlyphAtIndex: (unsigned) glyphIndex;

- (void) setBackgroundLayoutEnabled: (BOOL) flag;

- (BOOL) backgroundLayoutEnabled;

- (void) setExtraLineFragmentRect: (NSRect) fragmentRect usedRect: (NSRect) usedRect  
textContainer: (NSTextContainer \*) container;

- (NSRect) extraLineFragmentRect;

- (void) setLineFragmentRect: (NSRect) fragmentRect forGlyphRange: (NSRange) glyphRange  
usedRect: (NSRect) usedRect;

- (void) setHyphenationFactor: (float) factor;

- (float) hyphenationFactor;

- (void) setUsesScreenFonts: (BOOL) flag;

- (BOOL) usesScreenFonts;

- (void) setIntAttribute: (int) attributeTag value: (int) val

forGlyphAtIndex: (unsigned) glyphIndex;

- (void) setTypeSetterBehavior: (NSTypeSetterBehavior) theBehavior;

- (NSTypeSetterBehavior) typeSetterBehavior;

- (void) setTextStorage: (NSTextStorage \*) textStorage;

- (NSTextStorage \*) textStorage;

- (void) setShowsControlCharacters: (BOOL) flag;

- (BOOL) showsControlCharacters;

- (void) setDrawsOutsideLineFragment: (BOOL) flag forGlyphAtIndex: (unsigned) glyphIndex;

- (void) setShowsInvisibleCharacters: (BOOL) flag;

- (BOOL) showsInvisibleCharacters;

- (void) setTextContainer: (NSTextContainer \*) container forGlyphRange: (NSRange) glyphRange;

// Instance Methods

- (void) addTemporaryAttributes: (NSDictionary \*) attrs forCharacterRange: (NSRange) charRange;

- (void) addTextContainer: (NSTextContainer \*) container;

- (NSUInteger) attachmentSizeForGlyphAtIndex: (unsigned) glyphIndex;

- (NSRect) boundingRectForGlyphRange: (NSRange) glyphRange inTextContainer: (NSTextContainer \*) container;

- (unsigned) characterIndexForGlyphAtIndex: (unsigned) glyphIndex;

- (NSRange) characterRangeForGlyphRange: (NSRange) glyphRange  
actualGlyphRange: (NSRangePointer) actualGlyphRange;

- (float) defaultLineHeightForFont: (NSFont \*) theFont;

- (void) deleteGlyphsInRange: (NSRange) glyphRange;

- (void) drawBackgroundForGlyphRange: (NSRange) glyphsToShow atPoint: (NSPoint) origin;

- (void) drawGlyphsForGlyphRange: (NSRange) glyphsToShow atPoint: (NSPoint) origin;

- (void) drawUnderlineForGlyphRange: (NSRange) glyphRange underlineType: (int) underlineValue  
baselineOffset: (float) baselineOffset lineFragmentRect: (NSRect) lineRect  
lineFragmentGlyphRange: (NSRange) lineGlyphRange containerOrigin: (NSPoint) containerOrigin;

- (BOOL) drawsOutsideLineFragmentForGlyphAtIndex: (unsigned) glyphIndex;

- (NSTextContainer \*) extraLineFragmentTextContainer;

- (NSRect) extraLineFragmentUsedRect;

- (NSTextView \*) firstTextView;

- (unsigned) firstUnlaidCharacterIndex;

- (unsigned) firstUnlaidGlyphIndex;

- (float) fractionOfDistanceThroughGlyphForPoint: (NSPoint) point inTextContainer: (NSTextContainer \*) container;

- (void) getFirstUnlaidCharacterIndex: (unsigned \*) characterIndex glyphIndex: (unsigned \*) glyphIndex;

- (unsigned) getGlyphs: (NSGlyph \*) glyphArray range: (NSRange) glyphRange;

- (unsigned) getGlyphsInRange: (NSRange) glyphRange glyphs: (NSGlyph \*) glyphBuffer  
characterIndexes: (unsigned \*) characterIndexBuffer glyphInscriptions: (NSGlyphInscription \*) inscriptionBuffer  
elasticBits: (BOOL \*) elasticBuffer;

- (unsigned) getGlyphsInRange: (NSRange) glyphRange glyphs: (NSGlyph \*) glyphBuffer  
characterIndexes: (unsigned \*) characterIndexBuffer glyphInscriptions: (NSGlyphInscription \*) inscriptionBuffer  
elasticBits: (BOOL \*) elasticBuffer bidiLevels: (unsigned char \*) bidiLevelBuffer;

- (NSGlyph) glyphAtIndex: (unsigned) glyphIndex;

- (NSGlyph) glyphAtIndex: (unsigned) glyphIndex isValidIndex: (BOOL \*) isValidIndex;

- (unsigned) glyphIndexForPoint: (NSPoint) point inTextContainer: (NSTextContainer \*) container;

- (unsigned) glyphIndexForPoint: (NSPoint) point inTextContainer: (NSTextContainer \*) container  
fractionOfDistanceThroughGlyph: (float \*) partialFraction;

- (NSRange) glyphRangeForBoundingRect: (NSRect) bounds inTextContainer: (NSTextContainer \*) container;

- (NSRange) glyphRangeForBoundingRectWithoutAdditionalLayout: (NSRect) bounds  
inTextContainer: (NSTextContainer \*) container;

- (NSRange) glyphRangeForCharacterRange: (NSRange) charRange  
actualCharacterRange: (NSRangePointer) actualCharRange;

- (NSRange) glyphRangeForTextContainer: (NSTextContainer \*) container;

- (void) insertGlyph: (NSGlyph) glyph atGlyphIndex: (unsigned) glyphIndex characterIndex: (unsigned) characterIndex;

- (void) insertTextContainer: (NSTextContainer \*) container atIndex: (unsigned) index;

- (int) intValue: (int) attributeTag forGlyphAtIndex: (unsigned) glyphIndex;

- (void) invalidateDisplayForCharacterRange: (NSRange) charRange;

- (void) invalidateDisplayForGlyphRange: (NSRange) glyphRange;

- (void) invalidateGlyphsForCharacterRange: (NSRange) charRange changeInLength: (int) delta  
actualCharacterRange: (NSRangePointer) actualCharRange;



- (void) invalidateLayoutForCharacterRange: (NSRange) charRange isSoft: (BOOL) flag  
actualCharacterRange: (NSRangePointer) actualCharRange;

- (BOOL) isValidGlyphIndex: (unsigned) glyphIndex;

- (BOOL) layoutManagerOwnsFirstResponderInWindow: (NSWindow \*) window;

- (NSRect) lineFragmentRectForGlyphAtIndex: (unsigned) glyphIndex  
effectiveRange: (NSRangePointer) effectiveGlyphRange;

- (NSRect) lineFragmentUsedRectForGlyphAtIndex: (unsigned) glyphIndex  
effectiveRange: (NSRangePointer) effectiveGlyphRange;

- (NSPoint) locationForGlyphAtIndex: (unsigned) glyphIndex;

- (BOOL) notShownAttributedForGlyphAtIndex: (unsigned) glyphIndex;

- (unsigned) numberOfGlyphs;

- (NSRange) rangeOfNominalLigatureGlyphContainingIndex: (unsigned) glyphIndex;

- (NSRectArray) rectArrayForCharacterRange: (NSRange) charRange  
withSelectedCharacterRange: (NSRange) selCharRange inTextContainer: (NSTextContainer \*) container  
rectCount: (unsigned \*) rectCount;

- (NSRectArray) rectArrayForGlyphRange: (NSRange) glyphRange withSelectedGlyphRange: (NSRange) selGlyphRange  
inTextContainer: (NSTextContainer \*) container rectCount: (unsigned \*) rectCount;

- (void) removeTemporaryAttribute: (NSString \*) name forCharacterRange: (NSRange) charRange;

- (void) removeTextContainerAtIndex: (unsigned) index;

- (void) replaceGlyphAtIndex: (unsigned) glyphIndex withGlyph: (NSGlyph) newGlyph;

- (void) replaceTextStorage: (NSTextStorage \*) newTextStorage;

- (NSView \*) rulerAccessoryViewForTextView: (NSTextView \*) textView paragraphStyle: (NSParagraphStyle \*) style  
ruler: (NSRulerView \*) ruler enabled: (BOOL) isEnabled;

- (NSArray \*) rulerMarkersForTextView: (NSTextView \*) textView paragraphStyle: (NSParagraphStyle \*) style  
ruler: (NSRulerView \*) ruler;

- (void) showAttachmentCell: (NSCell \*) cell inRect: (NSRect) rect characterIndex: (unsigned) attachmentIndex;

- (void) showPackedGlyphs: (char \*) glyphs length: (unsigned) glyphLen glyphRange: (NSRange) glyphRange  
atPoint: (NSPoint) point font: (NSFont \*) font color: (NSColor \*) color  
printingAdjustment: (NSSize) printingAdjustment;

- (NSFont \*) substituteFontForFont: (NSFont \*) originalFont;

- (NSDictionary \*) temporaryAttributesAtIndex: (unsigned) charIndex  
effectiveRange: (NSRangePointer) effectiveCharRange;

- (void) textContainerChangedGeometry: (NSTextContainer \*) container;

- (void) textContainerChangedTextView: (NSTextContainer \*) container;

- (NSTextContainer \*) textContainerForGlyphAtIndex: (unsigned) glyphIndex  
effectiveRange: (NSRangePointer) effectiveGlyphRange;

- (NSArray \*) textContainers;

- (void) textStorage: (NSTextStorage \*) string edited: (unsigned) editedMask range: (NSRange) newCharRange  
changeInLength: (int) delta invalidatedRange: (NSRange) invalidatedCharRange;

- (NSTextView \*) textViewForBeginningOfSelection;

- (void) underlineGlyphRange: (NSRange) glyphRange underlineType: (int) underlineValue  
lineFragmentRect: (NSRect) lineRect lineFragmentGlyphRange: (NSRange) lineGlyphRange  
containerOrigin: (NSPoint) containerOrigin;

- (NSRect) usedRectForTextContainer: (NSTextContainer \*) container;

// Methods Implementing NSCoder

- (void) encodeWithCoder: (NSCoder \*) aCoder;

- (id) initWithCoder: (NSCoder \*) aDecoder;

// Methods Implemented by the Delegate

- (void) layoutManager: (NSLayoutManager \*) layoutManager  
didCompleteLayoutForTextContainer: (NSTextContainer \*) textContainer atEnd: (BOOL) layoutFinishedFlag;

- (void) layoutManagerDidInvalidateLayout: (NSLayoutManager \*) sender;

Click [here](#) to show toolbars of the Web Online Help System: [show toolbars](#)

◀ PREVIOUS    NEXT ▶

[ [Team LIB](#) ]

## ***NSMatrix***

*Mac OS X 10.0*

This ***NSView*** subclass specializes in organizing groups of cells in a grid, and endowing them with various collective behaviors such as that exhibited by radio buttons. Radio button groups are an example of an interface component implemented with an ***NSMatrix*** and ***NSButtonCells***.



```
@interface NSMatrix : NSControl
```

```
// Initializers
```

```
- (id) initWithFrame: (NSRect) frameRect;
```

```
- (id) initWithFrame: (NSRect) frameRect mode: (int) aMode cellClass: (Class) factoryId numberOfRows: (int) rowsHigh  
numberOfColumns: (int) colWidth;
```

```
- (id) initWithFrame: (NSRect) frameRect mode: (int) aMode prototype: (NSCell *) aCell numberOfRows: (int) rowsHigh  
numberOfColumns: (int) colWidth;
```

```
// Accessor Methods
```

```
- (void) setAllowsEmptySelection: (BOOL) flag;
```

```
- (BOOL) allowsEmptySelection;
```

```
- (void) setToolTip: (NSString *) toolTipString forCell: (NSCell *) cell;
```

```
- (void) setCellClass: (Class) factoryId;
```

```
- (Class) cellClass;
```

```
- (void) setDelegate: (id) anObject;
```

- (id) delegate;

- (void) setAutoscroll: (BOOL) flag;

- (void) setInterCellSpacing: (NSSize) aSize;

- (NSSize) interCellSpacing;

- (void) setValidateSize: (BOOL) flag;

- (void) setCellBackgroundColor: (NSColor \*) color;

- (NSColor \*) cellBackgroundColor;

- (void) setMode: (NSMatrixMode) aMode;

- (NSMatrixMode) mode;

- (void) setSelectionByRect: (BOOL) flag;

- (void) setSelectionFrom: (int) startPos to: (int) endPos anchor: (int) anchorPos highlight: (BOOL) lit;

- (void) setAutosizesCells: (BOOL) flag;

- (BOOL) autosizesCells;

- (void) setCellSize: (NSSize) aSize;

- (NSSize) cellSize;

- (void) setScrollable: (BOOL) flag;

- (void) setBackgroundColor: (NSColor \*) color;

- (NSColor \*) backgroundColor;

- (void) setDoubleClick: (SEL) aSelector;

- (SEL) doubleClick;

- (void) setPrototype: (NSCell \*) aCell;

- (id) prototype;

- (void) setState: (int) value atRow: (int) row column: (int) col;

- (void) setDrawsBackground: (BOOL) flag;

- (BOOL) drawsBackground;

- (void) setDrawsCellBackground: (BOOL) flag;

- (BOOL) drawsCellBackground;

// Instance Methods

- (BOOL) acceptsFirstResponder: (NSEvent \*) theEvent;

- (void) addColumn;

- (void) addColumnWithCells: (NSArray \*) newCells;

- (void) addRow;

- (void) addRowWithCells: (NSArray \*) newCells;

- (id) cellAtRow: (int) row column: (int) col;

- (NSRect) cellForFrameAtRow: (int) row column: (int) col;

- (id) cellWithTag: (int) anInt;

- (NSArray \*) cells;

- (void) deselectAllCells;

- (void) deselectSelectedCell;

- (void) drawCellAtRow: (int) row column: (int) col;

- (void) getNumberOfRows: (int \*) rowCount columns: (int \*) colCount;

- (BOOL) getRow: (int \*) row column: (int \*) col forPoint: (NSPoint) aPoint;

- (BOOL)getRow: (int \*)row column: (int \*)col ofCell: (NSCell \*)aCell;

- (void)highlightCell: (BOOL)flag atRow: (int)row column: (int)col;

- (void)insertColumn: (int)column;

- (void)insertColumn: (int)column withCells: (NSArray \*)newCells;

- (void)insertRow: (int)row;

- (void)insertRow: (int)row withCells: (NSArray \*)newCells;

- (BOOL)isAutoscroll;

- (BOOL)isSelectedByRect;

- (NSCell \*)makeCellAtRow: (int)row column: (int)col;

- (void)mouseDown: (NSEvent \*)theEvent;

- (int)mouseDownFlags;

- (int)numberOfColumns;

- (int)numberOfRows;

- (BOOL)performKeyEquivalent: (NSEvent \*)theEvent;

- (void)putCell: (NSCell \*)newCell atRow: (int)row column: (int)col;

- (void)removeColumn: (int)col;

- (void)removeRow: (int)row;

- (void)renewRows: (int)newRows columns: (int)newCols;

- (void)resetCursorRects;

- (void)scrollCellToVisibleAtRow: (int)row column: (int)col;

- (void)selectAll: (id)sender;

- (void) selectCellAtRow: (int) row column: (int) col;

- (BOOL) selectCellWithTag: (int) anInt;

- (void) selectText: (id) sender;

- (id) selectTextAtRow: (int) row column: (int) col;

- (id) selectedCell;

- (NSArray \*) selectedCells;

- (int) selectedColumn;

- (int) selectedRow;

- (BOOL) sendAction;

- (void) sendAction: (SEL) aSelector to: (id) anObject forAllCells: (BOOL) flag;

- (void) sendDoubleAction;

- (void) sizeToCells;

- (void) sortUsingFunction: (int (\*)(id, id, void \*)) compare context: (void \*) context;

- (void) sortUsingSelector: (SEL) comparator;

- (void) textDidBeginEditing: (NSNotification \*) notification;

- (void) textDidChange: (NSNotification \*) notification;

- (void) textDidEndEditing: (NSNotification \*) notification;

- (BOOL) textShouldBeginEditing: (NSText \*) textObject;

- (BOOL) textShouldEndEditing: (NSText \*) textObject;

- (NSString \*) toolTipForCell: (NSCell \*) cell;

## Subclasses





Click [here](#) to show toolbars of the Web Online Help System: [show toolbars](#)

[\[ Team LiB \]](#)

◀ PREVIOUS    NEXT ▶

## ***NSMenu***


*Mac OS X 10.0*

This class provides an interface to an application's menus. Generally, you won't have to work directly with menus since Interface Builder provides facilities for creating an application's entire menu structure, including the main menu bar, the Dock menu, contextual menus for views, and menus for pop-up buttons. However, if your application requires some degree of dynamicism in its menus, then you will need to use *NSMenu*'s API.

Menus are initialized with `initWithTitle:`. The string passed in this method appears as the title of the menu. A menu manages a collection of menu items, which are instances of the class *NSMenuItem*. To manage a menu's items, we have several methods at our disposal. To add an item to the end of the menu, use `addItem:`; to insert an item at some position in the menu, use `insertItem:atIndex:`. Menu items are removed from a menu using the methods `removeItem:` and `removeItemAtIndex:`.

Menus can also be queried for their menu items. The method `itemArray` returns an *NSArray* containing the menu's items. Items can also be retrieved by their index, title, and tag using `itemAtIndex:`, `itemWithTitle:`, and `itemWithTag:`, respectively.

To add a submenu to a menu, first add a menu item to represent that submenu, and then associate another instance of *NSMenu* with that menu item using the method `setSubmenu:forItem:`.



```
@interface NSMenu : NSObject <NSCoding, NSCopying>
```

```
// Convenience Constructors
```

```
+ (BOOL)menuBarVisible;
```

```
+ (NSZone *)menuZone;
```

```
// Initializers
```

```
- (id) initWithTitle: (NSString *) aTitle;
```

```
// Accessor Methods
```

```
- (void) setTearOffMenuRepresentation: (id) menuRep;
```

```
- (id) tearOffMenuRepresentation;
```

```
- (void) setTitle: (NSString *) aString;
```

```
- (NSString *) title;
```

```
- (void) setSupermenu: (NSMenu *) supermenu;
```

```
- (NSMenu *) supermenu;
```

```
- (void) setAutoenablesItems: (BOOL) flag;
```

```
- (BOOL) autoenablesItems;
```

```
- (void) setSubmenu: (NSMenu *) aMenu forItem: (id <NSMenuItem>) anItem;
```

```
- (void) setMenuRepresentation: (id) menuRep;
```

```
- (id) menuRepresentation;
```

```
- (void) setContextMenuRepresentation: (id) menuRep;
```

```
- (id) contextMenuRepresentation;
```

```
- (void) setMenuChangedMessagesEnabled: (BOOL) flag;
```

```
- (BOOL) menuChangedMessagesEnabled;
```

```
// Class Methods
```

```
+ (void) popUpContextMenu: (NSMenu*) menu withEvent: (NSEvent*) event forView: (NSView*) view;
```

```
+ (void) setMenuBarVisible: (BOOL) visible;
```

```
+ (void) setMenuZone: (NSZone *) aZone;
```

```
// Instance Methods
```

```
- (NSMenu *) attachedMenu;
```

```
- (void) addItem: (id <NSMenuItem>) newItem;
```

```
- (id <NSMenuItem>) addItemWithTitle: (NSString *) aString action: (SEL) aSelector  
keyEquivalent: (NSString *) charCode;
```

```
- (void) helpRequested: (NSEvent *) eventPtr;
```

```
- (int) indexOfItem: (id <NSMenuItem>) item;
```

```
- (int) indexOfItemWithRepresentedObject: (id) object;
```

```
- (int) indexOfItemWithSubMenu: (NSMenu *) submenu;
```

```
- (int) indexOfItemWithTag: (int) aTag;
```

```
- (int) indexOfItemWithTarget: (id) target andAction: (SEL) actionSelector;
```

```
- (int) indexOfItemWithTitle: (NSString *) aTitle;
```

```
- (void) insertItem: (id <NSMenuItem>) newItem atIndex: (int) index;
```

- (id <NSMenuItem>) insertItemWithTitle: (NSString \*) aString action: (SEL) aSelector keyEquivalent: (NSString \*) charCode atIndex: (int) index;
- (BOOL) isAttached;
- (BOOL) isTornOff;
- (NSArray \*) itemArray;
- (id <NSMenuItem>) itemAtIndex: (int) index;
- (void) itemChanged: (id <NSMenuItem>) item;
- (id <NSMenuItem>) itemWithTag: (int) tag;
- (id <NSMenuItem>) itemWithTitle: (NSString \*) aTitle;
- (NSPoint) locationForSubmenu: (NSMenu \*) aSubmenu;
- (int) numberOfItems;
- (void) performActionForItemAtIndex: (int) index;
- (BOOL) performKeyEquivalent: (NSEvent \*) theEvent;
- (void) removeItem: (id <NSMenuItem>) item;
- (void) removeItemAtIndex: (int) index;
- (void) sizeToFit;
- (void) submenuAction: (id) sender;
- (void) update;

```
// Methods Implementing NSCoder
```

```
- (void) encodeWithCoder: (NSCoder *) aCoder;
```

```
- (id) initWithCoder: (NSCoder *) aDecoder;
```

```
// Methods Implementing NSCopying
```

```
- (id) copyWithZone: (NSZone *) zone;
```

```
// Notifications
```

```
NSMenuDidAddItemNotification;
```

```
NSMenuDidChangeItemNotification;
```

```
NSMenuDidRemoveItemNotification;
```

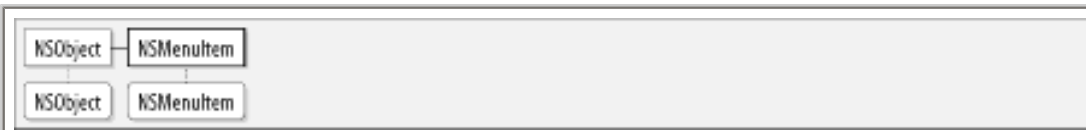
```
NSMenuDidSendActionNotification;
```

```
NSMenuWillSendActionNotification;
```

## ***NSMenuItem***

*Mac OS X 10.0*

This class declares the interface to objects that make up commands in an **NSMenu**. **NSMenuItem**s have an associated target and action, and may optionally have a key equivalent that the user can use to activate the menu item. Menu items are also capable of maintaining a state (**on**, **off**, or **mixed**).



```
@interface NSMenuItem : NSObject <NSMenuItem>
```

```
// Initializers
```

```
- (id)initWithTitle: (NSString *) aString action: (SEL) aSelector keyEquivalent: (NSString *) charCode;
```

```
// Accessor Methods
```

```
- (void)setAction: (SEL) aSelector;
```

```
- (SEL)action;
```

```
- (void)setRepresentedObject: (id) anObject;
```

```
- (id)representedObject;
```

```
- (void)setSubMenu: (NSMenu *) submenu;
```

```
- (NSMenu *)submenu;
```

```
- (void)setTag: (int) anInt;
```

- (int) tag;

- (void) setTitle: (NSString \*) aString;

- (NSString \*) title;

- (void) setTitleWithMnemonic: (NSString \*) stringWithAmpersand;

- (void) setKeyEquivalent: (NSString \*) aKeyEquivalent;

- (NSString \*) keyEquivalent;

- (void) setTarget: (id) anObject;

- (id) target;

- (void) setKeyEquivalentModifierMask: (unsigned int) mask;

- (unsigned int) keyEquivalentModifierMask;

- (void) setEnabled: (BOOL) flag;

- (void) setMixedStateImage: (NSImage \*) image;

- (NSImage \*) mixedStateImage;

- (void) setMnemonicLocation: (unsigned) location;

- (unsigned) mnemonicLocation;

- (void) setOffStateImage: (NSImage \*) image;

- (NSImage \*) offStateImage;

- (void) setImage: (NSImage \*) menuItemImage;

- (NSImage \*) image;

```
- (void) setState: (int) state;
```

```
- (int) state;
```

```
- (void) setMenu: (NSMenu *) menu;
```

```
- (NSMenu *) menu;
```

```
- (void) setOnStateImage: (NSImage *) image;
```

```
- (NSImage *) onStateImage;
```

```
// Class Methods
```

```
+ (id <NSMenuItem>) separatorItem;
```

```
+ (void) setUsesUserKeyEquivalents: (BOOL) flag;
```

```
+ (BOOL) usesUserKeyEquivalents;
```

```
// Instance Methods
```

```
- (BOOL) hasSubmenu;
```

```
- (BOOL) isEnabled;
```

```
- (BOOL) isSeparatorItem;
```

```
- (NSString *) mnemonic;
```

```
- (NSString *) userKeyEquivalent;
```

```
// Methods Implementing NSMenuItem
```

```
- (id) initWithTitle: (NSString *) aString action: (SEL) aSelector keyEquivalent: (NSString *) charCode;
```

```
- (void) setMenu: (NSMenu *) menu;
```



- (NSMenu \*) menu;

- (BOOL) hasSubmenu;

- (void) setSubmenu: (NSMenu \*) submenu;

- (NSMenu \*) submenu;

- (void) setTitle: (NSString \*) aString;

- (NSString \*) title;

- (BOOL) isSeparatorItem;

- (void) setKeyEquivalent: (NSString \*) aKeyEquivalent;

- (NSString \*) keyEquivalent;

- (void) setKeyEquivalentModifierMask: (unsigned int) mask;

- (unsigned int) keyEquivalentModifierMask;

- (NSString \*) userKeyEquivalent;

- (unsigned int) userKeyEquivalentModifierMask;

- (void) setMnemonicLocation: (unsigned) location;

- (unsigned) mnemonicLocation;

- (NSString \*) mnemonic;

- (void) setTitleWithMnemonic: (NSString \*) stringWithAmpersand;

- (void) setImage: (NSImage \*) menuItemImage;

- (NSImage \*) image;

- (void) setState: (int) state;

- (int) state;

- (void) setOnStateImage: (NSImage \*) image;

- (NSImage \*) onStateImage;

- (void) setOffStateImage: (NSImage \*) image;

- (NSImage \*) offStateImage;

- (void) setMixedStateImage: (NSImage \*) image;

- (NSImage \*) mixedStateImage;

- (void) setEnabled: (BOOL) flag;

- (BOOL) isEnabled;

- (void) setTarget: (id) anObject;

- (id) target;

- (void) setAction: (SEL) aSelector;

- (SEL) action;

- (void) setTag: (int) anInt;

- (int) tag;

- (void) setRepresentedObject: (id) anObject;

- (id) representedObject;



Click [here](#) to show toolbars of the Web Online Help System: [show toolbars](#)

[\[ Team LiB \]](#)

◀ PREVIOUS

NEXT ▶

## ***NSMenuItemCell***

Mac OS X 10.0

This class is used to represent and draw menu items in a menu view. This class has been deprecated and should not be used in new code. You should use the APIs provided by [NSMenu](#) and [NSMenuItem](#) instead.



```
@interface NSMenuItemCell : NSButtonCell
```

```
// Accessor Methods
```

```
- (void) setNeedsSi zi ng: (BOOL) fl ag;
```

```
- (BOOL) needsSi zi ng;
```

```
- (void) setNeedsDi spl ay: (BOOL) fl ag;
```

```
- (BOOL) needsDi spl ay;
```

```
- (void) setHi ghl i ght ed: (BOOL) fl ag;
```

```
- (void) setMenuVi ew: (NSMenuVi ew *) menuVi ew;
```

```
- (NSMenuVi ew *) menuVi ew;
```

- (void) setMenuItem: (NSMenuItem \*) item;

- (NSMenuItem \*) menuItem;

// Instance Methods

- (void) calculateSize;

- (void) drawBorderAndBackgroundWithFrame: (NSRect) cellFrame inView: (NSView \*) controlView;

- (void) drawImageWithFrame: (NSRect) cellFrame inView: (NSView \*) controlView;

- (void) drawKeyEquivalentWithFrame: (NSRect) cellFrame inView: (NSView \*) controlView;

- (void) drawSeparatorItemWithFrame: (NSRect) cellFrame inView: (NSView \*) controlView;

- (void) drawStateImageWithFrame: (NSRect) cellFrame inView: (NSView \*) controlView;

- (void) drawTitleWithFrame: (NSRect) cellFrame inView: (NSView \*) controlView;

- (NSRect) imageRectForBounds: (NSRect) cellFrame;

- (float) imageWidth;

- (BOOL) isHighlighted;

- (NSRect) keyEquivalentRectForBounds: (NSRect) cellFrame;

- (float) keyEquivalentWidth;

- (NSRect) stateImageRectForBounds: (NSRect) cellFrame;

- (float) stateImageWidth;

- (NSRect) titleRectForBounds: (NSRect) cellFrame;

- (float) titleWidth;

## Subclasses

[NSPopUpButtonCell](#)

[\[ Team LiB \]](#)

◀ PREVIOUS

NEXT ▶

---

[This HTML Help has been published using the chm2web software.](#)

Click [here](#) to show toolbars of the Web Online Help System: [show toolbars](#)

◀ PREVIOUS

NEXT ▶

[ [Team Lib](#) ]

## ***NSMenuView***

*Mac OS X 10.0*

This subclass of *NSView* is used to draw menus. Like *NSMenuItemCell*, this class has been deprecated, and should not be used in new code. You should use the APIs provided by *NSMenu* and *NSMenuItem* instead.



```
@interface NSMenuView : NSView
```

```
// Initializers
```

```
- (id) initWithTearOff;
```

```
- (id) initWithFrame: (NSRect) frame;
```

```
// Accessor Methods
```

```
- (void) setWindowFrameForAttachingToRect: (NSRect) screenRect  
onScreen: (NSScreen *) screen preferredEdge: (NSRectEdge) edge popUpSelectedItem: (int) selectedItemIndex;
```

```
- (void) setHorizontalEdgePadding: (float) pad;
```

```
- (float) horizontalEdgePadding;
```

```
- (void) setNeedsDisplayForItemAtIndex: (int) index;
```

```
- (void) setNeedsSizing: (BOOL) flag;
```

```
- (BOOL) needsSizing;
```

```
- (void) setHighlightedItemIndex: (int) index;
```

```
- (int) highlightedItemIndex;
```

```
- (void) setHorizontal: (BOOL) flag;
```

```
- (void) setMenu: (NSMenu *) menu;
```

```
- (NSMenu *) menu;
```

```
- (void) setFont: (NSFont *) font;
```

```
- (NSFont *) font;
```

```
- (void) setMenuItemCell: (NSMenuItemCell *) cell forItemAtIndex: (int) index;
```

```
// Class Methods
```

```
+ (float) menuBarHeight;
```

```
// Instance Methods
```

```
- (void) attachSubmenuForItemAtIndex: (int) index;
```

```
- (NSMenu *) attachedMenu;
```

```
- (NSMenuView *) attachedMenuView;
```

```
- (void) detachSubmenu;
```

```
- (float) imageAndTitleOffset;
```

```
- (float) imageAndTitleWidth;
```

```
- (int) indexOfItemAtPoint: (NSPoint) point;
```

```
- (NSRect) innerRect;
```

```
- (BOOL) isAttached;
```

```
- (BOOL) isHorizontal;
```

```
- (BOOL) isTornOff;
```

```
- (void) itemAdded: (NSNotification *) notification;
```



- (void) itemChanged: (NSNotification \*) notification;

- (void) itemRemoved: (NSNotification \*) notification;

- (float) keyEquivalentOffset;

- (float) keyEquivalentWidth;

- (NSPoint) locationForSubmenu: (NSMenu \*) aSubmenu;

- (NSMenuItemCell \*) menuItemCellForItemAtIndex: (int) index;

- (void) performActionWithHighlightingForItemAtIndex: (int) index;

- (NSRect) rectOfItemAtIndex: (int) index;

- (void) sizeToFit;

- (float) stateImageOffset;

- (float) stateImageWidth;

- (BOOL) trackWithEvent: (NSEvent \*) event;

- (void) update;

Click [here](#) to show toolbars of the Web Online Help System: [show toolbars](#)


[\[ Team Lib \]](#)

◀ PREVIOUS    NEXT ▶

## ***NSMovie***

*Mac OS X 10.0*

This class provides an object-oriented wrapper for QuickTime movie data, which allows clients to easily load QuickTime movies into memory. The data represented by an **NSMovie** object can be any format supported by the QuickTime APIs, including video, sound, and still images. Clients can obtain a pointer to the QuickTime data by sending a **QTMovie** message to the **NSMovie** instance; this pointer is suitable for use with any of the QuickTime APIs.



```
@interface NSMovie : NSObject <NSCoding, NSCopying>
```

```
// Class Methods
```

```
+ (BOOL) canInitWithPasteboard: (NSPasteboard*) pasteboard;
```

```
+ (NSArray*) movieUnfilteredFileTypes;
```

```
+ (NSArray*) movieUnfilteredPasteboardTypes;
```

```
// Instance Methods
```

```
- (id) initWithMovie: (void* /*Movie*/) movie;
```

```
- (id) initWithPasteboard: (NSPasteboard*) pasteboard;
```

```
- (id) initWithURL: (NSURL*) url byReference: (BOOL) byRef;
```

```
- (void*/*Movie*/) QTMovie;
```

```
- (NSURL*) URL;
```

```
// Methods Implementing NSCodering
```

```
- (void) encodeWithCoder: (NSCoder *) aCoder;
```

```
- (id) initWithCoder: (NSCoder *) aDecoder;
```

```
// Methods Implementing NSCopying
```

```
- (id) copyWithZone: (NSZone *) zone;
```

Click [here](#) to show toolbars of the Web Online Help System: [show toolbars](#)

[\[ Team LIB \]](#)

◀ PREVIOUS

NEXT ▶

## ***NSMovieView***

*Mac OS X 10.0*

This class provides a means to display an **NSMovie** in an Cocoa view. **NSMovieView** has provisions to display in the view controls to control playback and editing of the represented movie. Additionally, action methods declared in the interface allow you to build custom interfaces for controlling movie playback and editing.



```
@interface NSMovieView : NSView
```

```
// Accessor Methods
```

```
- (void) setMuted: (BOOL) mute;
```

```
- (void) setRate: (float) rate;
```

```
- (float) rate;
```

```
- (void) setLoopMode: (NSQTMovieLoopMode) mode;
```

```
- (NSQTMovieLoopMode) loopMode;
```

```
- (void) setVolume: (float) volume;
```

```
- (float) volume;
```

- (void) setPlaysEveryFrame: (BOOL) flag;

- (BOOL) playsEveryFrame;

- (void) setPlaysSelectively: (BOOL) flag;

- (BOOL) playsSelectively;

- (void) setEditable: (BOOL) editable;

#### // Instance Methods

- (void) cut: (id) sender;

- (void) clear: (id) sender;

- (void) gotoBeginning: (id) sender;

- (NSMovie\*) movie;

- (void\* /\*MovieController\*/) movieController;

- (NSRect) movieRect;

- (void) setMovie: (NSMovie\*) movie;

- (void) copy: (id) sender;

- (void) gotoEnd: (id) sender;

- (void) gotoPosterFrame: (id) sender;

- (BOOL) isControllerVisible;

- (BOOL) isEditable;

- (BOOL) isMuted;

- (BOOL) isPlaying;

- (void) paste: (id) sender;

- (void) resizeModeMagnification: (float) magnification;

- (void) selectAll: (id) sender;

- (void) showController: (BOOL) showAdjustingSize: (BOOL) adjustSize;

- (NSSize) sizeForMagnification: (float) magnification;

- (void) start: (id) sender;

- (void) stepBack: (id) sender;

- (void) stepForward: (id) sender;

- (void) stop: (id) sender;

Click [here](#) to show toolbars of the Web Online Help System: [show toolbars](#)

[ [Team LIB](#) ]

◀ PREVIOUS

NEXT ▶

## ***NSMutableParagraphStyle***

*Mac OS X 10.0*

This class extends the interface of `NSParagraphStyle` to allow for the characteristics of a paragraph style object to be altered after the object is initialized. See the `NSParagraphStyle` class description later in this chapter for more information.



```
@interface NSMutableParagraphStyle : NSParagraphStyle
```

```
// Accessor Methods
```

```
- (void) setLineBreakMode: (NSLineBreakMode) mode;
```

```
- (void) setParagraphSpacing: (float) aFloat;
```

```
- (void) setAlignment: (NSTextAlignment) alignment;
```

```
- (void) setBaseWritingDirection: (NSWritingDirection) writingDirection;
```

```
- (void) setHeadIndent: (float) aFloat;
```

```
- (void) setTailIndent: (float) aFloat;
```

- (void) setParagraphStyle: (NSParagraphStyle \*) obj ;

- (void) setLineSpacing: (float) aFloat ;

- (void) setMaximumLineHeight: (float) aFloat ;

- (void) setTabStops: (NSArray \*) array ;

- (void) setMinimumLineHeight: (float) aFloat ;

- (void) setFirstLineHeadIndent: (float) aFloat ;

// Instance Methods

- (void) addTabStop: (NSTextTab \*) anObject ;

- (void) removeTabStop: (NSTextTab \*) anObject ;



Click [here](#) to show toolbars of the Web Online Help System: [show toolbars](#)

[\[ Team LIB \]](#)

◀ PREVIOUS    NEXT ▶

## ***NSNibConnector***

*Mac OS X 10.0*

This class represents a connection between two objects in Interface Builder. The Application Kit declares two subclasses that represent the two types of connections supported in Interface Builder:

*NSNibControlConnector* and *NSNibOutletConnector*.



```
@interface NSNibConnector : NSObject <NSCoding>
```

```
// Accessor Methods
```

```
- (void)setLabel: (NSString *)label;
```

```
- (NSString *)label;
```

```
- (void)setSource: (id)source;
```

```
- (id)source;
```

```
- (void)setDestination: (id)destination;
```

```
- (id)destination;
```

```
// Instance Methods
```

```
- (void) establishConnection;
```

```
- (void) replaceObject:(id) oldObject withObject:(id) newObject;
```

```
// Methods Implementing NSCoder
```

```
- (void) encodeWithCoder:(NSCoder *) aCoder;
```

```
- (id) initWithCoder:(NSCoder *) aDecoder;
```

## Subclasses

NSNibControlConnector, NSNibOutletConnector

[\[ Team LIB \]](#)

◀ PREVIOUS

NEXT ▶

[This HTML Help has been published using the chm2web software.](#)

Click [here](#) to show toolbars of the Web Online Help System: [show toolbars](#)

[\[ Team LIB \]](#)

◀ PREVIOUS

NEXT ▶

## ***NSNibControlConnector***

*Mac OS X 10.0*

This class represents an *action* connection between two objects in Interface Builder.



```
@interface NSNibControlConnector : NSNibConnector
```

```
// Instance Methods
```

```
- (void)establishConnection;
```

[\[ Team LIB \]](#)

◀ PREVIOUS

NEXT ▶

[This HTML Help has been published using the chm2web software.](#)

Click [here](#) to show toolbars of the Web Online Help System: [show toolbars](#)

[\[ Team LiB \]](#)

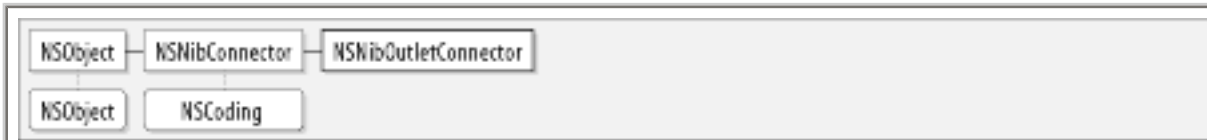
◀ PREVIOUS

NEXT ▶

## ***NSNibOutletConnector***

*Mac OS X 10.0*

This class represents an *outlet* connection between two objects in Interface Builder.



```
@interface NSNibOutletConnector : NSNibConnector
```

```
// Instance Methods
```

```
- (void)establishConnection;
```

[\[ Team LiB \]](#)

◀ PREVIOUS

NEXT ▶

[This HTML Help has been published using the chm2web software.](#)

Click [here](#) to show toolbars of the Web Online Help System: [show toolbars](#)

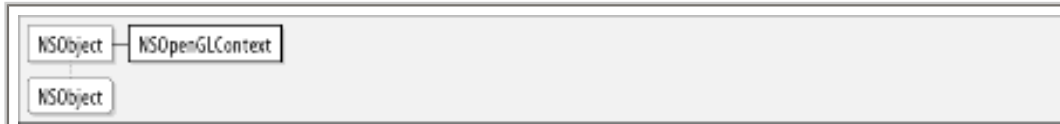
◀ PREVIOUS    NEXT ▶

[ [Team LIB](#) ]

## ***NSOpenGLContext***

*Mac OS X 10.0*

This class provides an interface to objects that are responsible for interpreting and rendering calls to the OpenGL API. **NSOpenGLContext** supports rendering on the full screen (as would be done in a game), off-screen, or into an instance of **NSOpenGLView** (which might be useful for data visualization applications).



```
@interface NSOpenGLContext : NSObject
```

```
// Initializers
```

```
- (id) initWithFormat: (NSOpenGLPixelFormat *) format shareContext: (NSOpenGLContext *) share;
```

```
// Accessor Methods
```

```
- (void) setCurrentVirtualScreen: (int) screen;
```

```
- (int) currentVirtualScreen;
```

```
- (void) setFullScreen;
```

```
- (void) setOffScreen: (void *) baseaddr width: (long) width height: (long) height rowbytes: (long) rowbytes;
```

```
- (void) setValues: (const long *) vals forParameter: (NSOpenGLContextParameter) param;
```

```
- (void) setView: (NSView *) view;
```

```
- (NSView *) view;
```

```
// Class Methods
```

```
+ (void) clearCurrentContext;
```

```
+ (NSOpenGLContext *) currentContext;
```

```
// Instance Methods
```

```
- (void) createTexture: (unsigned long/*GLenum*/) target fromView: (NSView*) view  
    internalFormat: (unsigned long/*GLenum*/) format;
```

```
- (void) clearDrawable;
```

```
- (void) copyAttributesFromContext: (NSOpenGLContext *) context withMask: (unsigned long) mask;
```

```
- (void) flushBuffer;
```

```
- (void) getValues: (long *) vals forParameter: (NSOpenGLContextParameter) param;
```

```
- (void) makeCurrentContext;
```

```
- (void) update;
```

Click [here](#) to show toolbars of the Web Online Help System: [show toolbars](#)

[\[ Team LIB \]](#)

◀ PREVIOUS

NEXT ▶

## ***NSOpenGLPixelFormat***

*Mac OS X 10.0*

This class is used by [NSOpenGLContext](#) and [NSOpenGLView](#) to specify the attributes of an OpenGL pixel format, such as buffer size and type and rendering options.



```
@interface NSOpenGLPixelFormat : NSObject <NSCoding>
```

```
// Initializers
```

```
- (id) initWithAttributes: (NSOpenGLPixelFormatAttribute*) attributes;
```

```
- (id) initWithData: (NSData*) attributes;
```

```
// Accessor Methods
```

```
- (void) setAttributes: (NSData*) attributes;
```

```
- (NSData*) attributes;
```

```
// Instance Methods
```

```
- (void) getValues: (long*) vals forAttribute: (NSOpenGLPixelFormatAttribute) attribute  
forVirtualScreen: (int) screen;
```

```
- (int) numberOfVirtualScreens;
```

```
// Methods Implementing NSCoder
```

```
- (void) encodeWithCoder: (NSCoder *) aCoder;
```

```
- (id) initWithCoder: (NSCoder *) aDecoder;
```

[\[ Team LiB \]](#)

◀ PREVIOUS

NEXT ▶

[This HTML Help has been published using the chm2web software.](#)



Click [here](#) to show toolbars of the Web Online Help System: [show toolbars](#)

[\[ Team LIB \]](#)

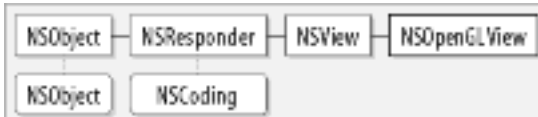
◀ PREVIOUS

NEXT ▶

## ***NSOpenGLView***

*Mac OS X 10.0*

This subclass of **NSView** allows applications to render calls to the OpenGL API into a Cocoa view hierarchy. Instances of this class maintain **NSOpenGLPixelFormat** and **NSOpenGLContext** objects to control many OpenGL rendering options and parameters.



```
@interface NSOpenGLView : NSView
```

```
// Initializers
```

```
- (id) initWithFrame:(CGRect) frameRect pixelFormat:(NSOpenGLPixelFormat *) format;
```

```
// Accessor Methods
```

```
- (void) setPixelFormat:(NSOpenGLPixelFormat *) pixelFormat;
```

```
- (NSOpenGLPixelFormat *) pixelFormat;
```

```
- (void) setOpenGLContext:(NSOpenGLContext *) context;
```

```
- (NSOpenGLContext *) openGLContext;
```

```
// Class Methods
```

```
+ (NSOpenGLPixelFormat *) defaultPixelFormat;
```

```
// Instance Methods
```

```
- (void) clearGLContext;
```

```
- (void) reshape;
```

```
- (void) update;
```

[\[ Team LiB \]](#)

◀ PREVIOUS

NEXT ▶

[This HTML Help has been published using the chm2web software.](#)

Click [here](#) to show toolbars of the Web Online Help System: [show toolbars](#)

[\[ Team LiB \]](#)

◀ PREVIOUS    NEXT ▶

## ***NSOpenPanel***

*Mac OS X 10.0*

This subclass of `NSSavePanel` implements a Mac OS X Open panel with which users are presented a filesystem browser interface to choose files or directories for the application to open. The Open panel is created by invoking the class method `openPanel`, and is displayed onscreen using any of the `runModal...` or `beginSheet...` methods. After an Open panel has been closed by the user, an application can obtain an array of the selected files or directories as paths or URLs using the method `filenames` or `URLs`.



```
@interface NSOpenPanel : NSSavePanel
```

```
// Accessor Methods
```

```
- (void) setCanChooseDirectories: (BOOL) flag;
```

```
- (BOOL) canChooseDirectories;
```

```
- (void) setCanChooseFiles: (BOOL) flag;
```

```
- (BOOL) canChooseFiles;
```

```
- (void) setResolvesAliases: (BOOL) flag;
```

```
- (BOOL) resolvesAliases;
```

```
- (void) setAllowsMultipleSelection: (BOOL) flag;
```

```
- (BOOL) allowsMultipleSelection;
```

```
// Class Methods
```

```
+ (NSOpenPanel *) openPanel;
```

```
// Instance Methods
```

```
- (NSArray *) URLs;
```

```
- (void) beginSheetForDirectory: (NSString *) path file: (NSString *) name types: (NSArray *) fileTypes  
modalForWindow: (NSWindow *) docWindow modalDelegate: (id) delegate didEndSelector: (SEL) didEndSelector  
contextInfo: (void *) contextInfo;
```

```
- (NSArray *) filenames;
```

```
- (int) runModalForDirectory: (NSString *) path file: (NSString *) name types: (NSArray *) fileTypes;
```

```
- (int) runModalForDirectory: (NSString *) path file: (NSString *) name types: (NSArray *) fileTypes  
relativeToWindow: (NSWindow *) window;
```

```
- (int) runModalForTypes: (NSArray *) fileTypes;
```

Click [here](#) to show toolbars of the Web Online Help System: [show toolbars](#)

◀ PREVIOUS    NEXT ▶

[\[ Team LiB \]](#)

## ***NSOutlineView***

*Mac OS X 10.0*

This subclass of `NSTableView` implements a user interface component that can display hierarchical data (such as how a filesystem structure is displayed in the Finder's list view). In an `NSOutlineView`, users can expand and collapse rows, change the width and order of columns, and edit the contents of the outline. `NSOutlineView` objects rely on classes that implement the `NSOutlineViewDataSource` protocol to provide the data to be displayed in the outline.



```
@interface NSOutlineView : NSTableView
```

```
// Accessor Methods
```

- (void) setAutosaveExpandedItems: (BOOL) save;
- (BOOL) autosaveExpandedItems;
- (void) setAutoresizesOutlineColumn: (BOOL) resize;
- (BOOL) autoresizesOutlineColumn;
- (void) setIndentationPerLevel: (float) indentationPerLevel;
- (float) indentationPerLevel;
- (void) setDropItem: (id) item dropChildIndex: (int) index;
- (void) setIndentationMarkerFollowsCell: (BOOL) drawInCell;
- (BOOL) indentationMarkerFollowsCell;
- (void) setOutlineTableColumn: (NSTableColumn \*) outlineTableColumn;

```
- (NSTableColumn *) outlineTableColumn;
```

```
// Instance Methods
```

```
- (void) collapseItem: (id) item;
```

```
- (void) collapseItem: (id) item collapseChildren: (BOOL) collapseChildren;
```

```
- (void) expandItem: (id) item;
```

```
- (void) expandItem: (id) item expandChildren: (BOOL) expandChildren;
```

```
- (BOOL) isExpandable: (id) item;
```

```
- (BOOL) isItemExpanded: (id) item;
```

```
- (id) itemAtRow: (int) row;
```

```
- (int) levelForItem: (id) item;
```

```
- (int) levelForRow: (int) row;
```

```
- (void) reloadDataItem: (id) item;
```

```
- (void) reloadDataItem: (id) item reloadDataChildren: (BOOL) reloadDataChildren;
```

```
- (int) rowForItem: (id) item;
```

```
- (BOOL) shouldCollapseAutoExpandedItemsForDeposited: (BOOL) deposited;
```

```
// Methods Implemented by the Delegate
```

```
- (BOOL) outlineView: (NSOutlineView *) outlineView shouldCollapseItem: (id) item;
```

```
- (BOOL) outlineView: (NSOutlineView *) outlineView shouldEditTableColumn: (NSTableColumn *) tableColumn  
item: (id) item;
```

```
- (BOOL) outlineView: (NSOutlineView *) outlineView shouldExpandItem: (id) item;
```

```
- (BOOL) outlineView: (NSOutlineView *) outlineView shouldSelectItem: (id) item;
```

```
- (BOOL) outLineView: (NSOutlineView *) outLineView shouldSelectTableColumn: (NSTableColumn *) tableColumn;

- (void) outLineView: (NSOutlineView *) outLineView willDisplayCell: (id) cell
  forTableColumn: (NSTableColumn *) tableColumn item: (id) item;

- (void) outLineView: (NSOutlineView *) outLineView willDisplayOutlineCell: (id) cell
  forTableColumn: (NSTableColumn *) tableColumn item: (id) item;

- (void) outLineViewColumnDidMove: (NSNotification *) notification;

- (void) outLineViewColumnDidResize: (NSNotification *) notification;

- (void) outLineViewItemDidCollapse: (NSNotification *) notification;

- (void) outLineViewItemDidExpand: (NSNotification *) notification;

- (void) outLineViewItemWillCollapse: (NSNotification *) notification;

- (void) outLineViewItemWillExpand: (NSNotification *) notification;

- (void) outLineViewSelectionDidChange: (NSNotification *) notification;

- (void) outLineViewSelectionIsChanging: (NSNotification *) notification;

- (BOOL) selectionShouldChangeInOutlineView: (NSOutlineView *) outLineView;

// Notifications NSOutlineViewSelectionDidChangeNotification; NSOutlineViewSelectionIsChangingNotification;
```

Click [here](#) to show toolbars of the Web Online Help System: [show toolbars](#)

◀ PREVIOUS    NEXT ▶

[ [Team Lib](#) ]

## *NSPageLayout*

*Mac OS X 10.0*

This class implements the Mac OS X Page Layout panel, with which users can specify page layout information such as the paper size and orientation. Page layout objects are created with the class layout `pageLayout`. The panel is made visible by invoking either `runModal`, or `runModalWithPrintInfo`. Alternatively, the page layout panel may be displayed as a sheet.



```
@interface NSPageLayout : NSObject
```

```
// Accessor Methods
```

```
- (void) setAccessoryView: (NSView *) aView;
```

```
- (NSView *) accessoryView;
```

```
- (NSView *) accessoryView;
```

```
- (void) setAccessoryView: (NSView *) aView;
```

```
// Class Methods
```

```
+ (NSPageLayout *) pageLayout;
```

```
+ (NSPageLayout *) pageLayout;
```

```
// Instance Methods
```



- (void)beginSheetWithPrintInfo:(NSPrintInfo \*)printInfo  
modalForWindow:(NSWindow \*)docWindow delegate:(id)delegate didFinishSelector:(SEL)didFinishSelector  
contextInfo:(void \*)contextInfo;
- (void)convertOldFactor:(float \*)oldFactor newFactor:(float \*)newFactor;
- (void)pickedButton:(id)sender;
- (void)pickedOrientation:(id)sender;
- (void)pickedPaperSize:(id)sender;
- (void)pickedUnits:(id)sender;
- (NSPrintInfo \*)printInfo;
- (NSPrintInfo \*)printInfo;
- (void)readPrintInfo;
- (void)readPrintInfo;
- (int)runModal;
- (int)runModal;
- (int)runModalWithPrintInfo:(NSPrintInfo \*)pInfo;
- (int)runModalWithPrintInfo:(NSPrintInfo \*)pInfo;
- (void)writePrintInfo;
- (void)writePrintInfo;

Click [here](#) to show toolbars of the Web Online Help System: [show toolbars](#)

[\[ Team LIB \]](#)


◀ PREVIOUS

NEXT ▶

## ***NSPanel***

*Mac OS X 10.0*

This subclass extends the functionality of **NSWindow** that is useful for auxiliary and utility windows. In particular, panels are different from windows in several key ways. First, **NSPanel**s adopt the behavior that by default the panel will hide itself when its application becomes inactive. Second, **NSPanel**s are capable of becoming key windows, but they may never have main window status. Additionally, **NSPanel** object can be made to **float** above all other windows, making their contents easily accessible when other windows are in front.



```
@interface NSPanel : NSWindow
```

```
// Accessor Methods
```

- (void) setFloatingPanel: (BOOL) flag;
- (void) setBecomesKeyOnlyIfNeeded: (BOOL) flag;
- (BOOL) becomesKeyOnlyIfNeeded;
- (void) setWorksWhenModal: (BOOL) flag;
- (BOOL) worksWhenModal;

```
// Instance Methods
```

- (BOOL) isFloatingPanel ;

## Subclasses

NSColorPanel , NSFontPanel , NSSavePanel

[\[ Team LIB \]](#)

◀ PREVIOUS

NEXT ▶

---

[This HTML Help has been published using the chm2web software.](#)

Click [here](#) to show toolbars of the Web Online Help System: [show toolbars](#)

[\[ Team LiB \]](#)


◀ PREVIOUS

NEXT ▶

## *NSParagraphStyle*

Mac OS X 10.0

Instances of this class are used in attributed strings to encapsulate paragraph and ruler characteristics to be applied to a range of text. Paragraph style attributes included such characteristics as paragraph alignment, line height and spacing, paragraph spacing, and more. *NSParagraphStyle* is an immutable class. If you require mutability, use its subclass, *NSMutableParagraphStyle*.



```
@interface NSParagraphStyle : NSObject <NSCoding, NSCopying, NSMutableCopying>
```

```
// Class Methods
```

```
+ (NSParagraphStyle *) defaultParagraphStyle;
```

```
+ (NSWritingDirection) defaultWritingDirectionForLanguage: (NSString *) languageName;
```

```
// Instance Methods
```

```
- (NSTextAlignment) alignment;
```

```
- (NSWritingDirection) baseWritingDirection;
```

```
- (float) firstLineHeadIndent;
```

```
- (float) headIndent;
```

```
- (NSLineBreakMode) lineBreakMode;
```

```
- (float) lineSpacing;
```

```
- (float) maximumLineHeight;
```

```
- (float) minimumLineHeight;
```

```
- (float) paragraphSpacing;
```

```
- (NSArray *) tabStops;
```

```
- (float) tailIndent;
```

```
// Methods Implementing NSCoder
```

```
- (void) encodeWithCoder: (NSCoder *) aCoder;
```

```
- (id) initWithCoder: (NSCoder *) aDecoder;
```

```
// Methods Implementing NSCopying
```

```
- (id) copyWithZone: (NSZone *) zone;
```

```
// Methods Implementing NSMutableCopying
```

```
- (id) mutableCopyWithZone: (NSZone *) zone;
```

## Subclasses

NSMutableParagraphStyle



Click [here](#) to show toolbars of the Web Online Help System: [show toolbars](#)

[\[ Team LiB \]](#)

◀ PREVIOUS    NEXT ▶

## ***NSPasteboard***

*Mac OS X 10.0*

This class provides access to the pasteboard server, which allows applications to share data with one another. A general purpose pasteboard is obtained using the class method **general Pasteboard**. Alternatively, clients can access one of the standard pasteboards (general, font, ruler, find, and drag), or create a private pasteboard using the class method **pasteboardWithN**ame:.

Data is read and written to a pasteboard using the methods **dataForType:** and **setData:forType:**, respectively.



```
@interface NSPasteboard : NSObject
```

```
// Convenience Constructors
```

```
+ (NSPasteboard *)pasteboardByFilteringData: (NSData *)data ofType: (NSString *)type;
```

```
+ (NSPasteboard *)pasteboardByFilteringFile: (NSString *)filename;
```

```
+ (NSPasteboard *)pasteboardByFilteringTypesInPasteboard: (NSPasteboard *)pboard;
```

```
+ (NSPasteboard *)pasteboardWithName: (NSString *)name;
```

```
+ (NSPasteboard *)pasteboardWithUniqueName;
```

```
// Accessor Methods
```

```
- (BOOL) setString: (NSString *) string ofType: (NSString *) dataType;
```

```
- (BOOL) setData: (NSData *) data ofType: (NSString *) dataType;
```

```
- (BOOL) setPropertyList: (id) plist ofType: (NSString *) dataType;
```

```
// Class Methods
```

```
+ (NSPasteboard *) generalPasteboard;
```

```
+ (NSArray *) typesFilterableTo: (NSString *) type;
```

```
// Instance Methods
```

```
- (NSString *) availableTypeFromArray: (NSArray *) types;
```

```
- (int) addTypes: (NSArray *) newTypes owner: (id) newOwner;
```

```
- (int) changeCount;
```

```
- (NSData *) dataOfType: (NSString *) dataType;
```

```
- (int) declareTypes: (NSArray *) newTypes owner: (id) newOwner;
```

```
- (NSString *) name;
```

```
- (id) propertyListOfType: (NSString *) dataType;
```

```
- (NSString *) readfileContentsType: (NSString *) type tofile: (NSString *) filename;
```

```
- (NSFileWrapper *) readfileWrapper;
```

```
- (void) releaseGlobally;
```



- (NSString \*)stringForType: (NSString \*)dataType;

- (NSArray \*)types;

- (BOOL)writeFileContents: (NSString \*)filename;

- (BOOL)writeFileWrapper: (NSFileWrapper \*)wrapper;

[\[ Team LiB \]](#)

◀ PREVIOUS

NEXT ▶

[This HTML Help has been published using the chm2web software.](#)

Click [here](#) to show toolbars of the Web Online Help System: [show toolbars](#)

[\[ Team LiB \]](#)


◀ PREVIOUS

NEXT ▶

## *NSPDFImageRep*

Mac OS X 10.0

This is a subclass of `NSImageRep` that understands how to manipulate, represent, and draw PDF-formatted image data.



```
@interface NSPDFImageRep : NSImageRep
```

```
// Initializers
```

```
- (id) initWithData: (NSData*) pdfData;
```

```
// Class Methods
```

```
+ (id) imageRepWithData: (NSData*) pdfData;
```

```
// Instance Methods
```

```
- (int) currentPage;
```

```
- (int) pageCount;
```

```
- (void) setCurrentPage: (int) page;
```

- (NSData\*) PDFRepresentation;

- (NSRect) bounds;

[\[ Team LIB \]](#)

◀ PREVIOUS

NEXT ▶

[This HTML Help has been published using the chm2web software.](#)

Click [here](#) to show toolbars of the Web Online Help System: [show toolbars](#)

[\[ Team LiB \]](#)


◀ PREVIOUS

NEXT ▶

## ***NSPICTImageRep***

*Mac OS X 10.0*

This is a subclass of **NSImageRep** that understands how to manipulate, represent, and draw Macintosh PICT-formatted image data.



```
@interface NSPICTImageRep : NSImageRep
```

```
// Initializers
```

```
- (id)initWithData: (NSData*) pi ctData;
```

```
// Class Methods
```

```
+ (id)imageRepWithData: (NSData*) pi ctData;
```

```
// Instance Methods
```

```
- (NSRect) boundingBox;
```

```
- (NSData*) PICTRepresentation;
```

[\[ Team LiB \]](#)

◀ PREVIOUS

NEXT ▶



Click [here](#) to show toolbars of the Web Online Help System: [show toolbars](#)

[\[ Team LIB \]](#)

◀ PREVIOUS

NEXT ▶

## ***NSPopUpButton***

*Mac OS X 10.0*

This class implements a pop-up button interface component. A pop-up button is a button that displays a menu when it is activated; the displayed menu can either be a pop-up menu that appears beneath the mouse cursor, or a pull-down menu that is drawn below the button.



```
@interface NSPopUpButton : NSButton
```

```
// Initializers
```

```
- (id) initWithFrame: (NSRect) buttonFrame pull sDown: (BOOL) fl ag;
```

```
// Accessor Methods
```

```
- (void) setPull sDown: (BOOL) fl ag;
```

```
- (BOOL) pull sDown;
```

```
- (void) setTitle: (NSString *) aString;
```

```
- (void) setAutoenablesItems: (BOOL) fl ag;
```

```
- (BOOL) autoenablesItems;
```

```
- (void) setPreferredEdge: (NSRectEdge) edge;
```

```
- (NSRectEdge) preferredEdge;
```

```
- (void) setMenu: (NSMenu *) menu;
```

```
- (NSMenu *) menu;
```

```
// Instance Methods
```

```
- (void) addItemWithTitle: (NSString *) title;
```

```
- (void) addItemWithTitlees: (NSArray *) itemTitles;
```

```
- (int) indexOfItem: (id <NSMenuItem>) item;
```

```
- (int) indexOfItemWithRepresentedObject: (id) obj;
```

```
- (int) indexOfItemWithTag: (int) tag;
```

```
- (int) indexOfItemWithTarget: (id) target andAction: (SEL) actionSelector;
```

```
- (int) indexOfItemWithTitle: (NSString *) title;
```

```
- (int) indexOfSelectedItem;
```

```
- (void) insertItemWithTitle: (NSString *) title atIndex: (int) index;
```

```
- (NSArray *) itemArray;
```

```
- (id <NSMenuItem>) itemAtIndex: (int) index;
```

```
- (NSString *) itemTitleAtIndex: (int) index;
```

```
- (NSArray *)itemTitles;
```

```
- (id <NSMenuItem>)itemWithTitle:(NSString *)title;
```

```
- (id <NSMenuItem>)lastItem;
```

```
- (int)numberOfItems;
```

```
- (void)removeAllItems;
```

```
- (void)removeItemAtIndex:(int)index;
```

```
- (void)removeItemWithTitle:(NSString *)title;
```

```
- (void)selectItem:(id <NSMenuItem>)item;
```

```
- (void)selectItemAtIndex:(int)index;
```

```
- (void)selectItemWithTitle:(NSString *)title;
```

```
- (id <NSMenuItem>)selectedItem;
```

```
- (void)synchronizeTitleAndSelectedItem;
```

```
- (NSString *)titleOfSelectedItem;
```

```
// Notifications
```

```
NSPopUpButtonWillPopUpNotification;
```



Click [here](#) to show toolbars of the Web Online Help System: [show toolbars](#)

[\[ Team Lib \]](#)

◀ PREVIOUS

NEXT ▶

## ***NSPopUpButtonCell***

*Mac OS X 10.0*

This class is the associated `NSCell` for an `NSPopUpButton` object that handles the drawing and mouse-handling for the control.



```
@interface NSPopUpButtonCell : NSMenuItemCell
```

```
// Initializers
```

```
- (id) initWithTitle: (NSString *) stringValue pullDown: (BOOL) pullDown;
```

```
// Accessor Methods
```

```
- (void) setAlternateStateOfSelectedItem: (BOOL) flag;
```

```
- (BOOL) alternateStateOfSelectedItem;
```

```
- (void) setTitle: (NSString *) aString;
```

```
- (void) setArrowPosition: (NSPopUpArrowPosition) position;
```

```
- (NSPopUpArrowPosition) arrowPosition;
```

- (void) setPul l sDown: (BOOL) fl ag;

- (BOOL) pul l sDown;

- (void) setUsesI temFromMenu: (BOOL) fl ag;

- (BOOL) usesI temFromMenu;

- (void) setAutoenabl esI tems: (BOOL) fl ag;

- (BOOL) autoenabl esI tems;

- (void) setPreferredEdge: (NSRectEdge) edge;

- (NSRectEdge) preferredEdge;

- (void) setMenu: (NSMenu \*) menu;

- (NSMenu \*) menu;

#### // Instance Methods

- (void) addI temWi thTi tle: (NSString \*) ti tle;

- (void) addI temsWi thTi tles: (NSArray \*) i temTi tles;

- (void) attachPopUpWi thFrame: (NSRect) cel l Frame i nVi ew: (NSVi ew \*) control Vi ew;

- (void) di smi ssPopUp;

- (i nt) i ndexOfI tem: (i d <NSMenuI tem>) i tem;

- (i nt) i ndexOfI temWi thRepresentedObj ect: (i d) obj ;

- (int)indexOfItemWithTag: (int) tag;

- (int)indexOfItemWithTarget: (id) target andAction: (SEL) actionSelector;

- (int)indexOfItemWithTitle: (NSString \*) title;

- (int)indexOfSelectedItem;

- (void)insertItemWithTitle: (NSString \*) title atIndex: (int) index;

- (NSArray \*)itemArray;

- (id <NSMenuItem>)itemAtIndex: (int) index;

- (NSString \*)itemTitleAtIndex: (int) index;

- (NSArray \*)itemTitles;

- (id <NSMenuItem>)itemWithTitle: (NSString \*) title;

- (id <NSMenuItem>)lastItem;

- (int)numberOfItems;

- (void)performClickWithFrame: (NSRect) frame inView: (NSView \*) controlView;

- (void)removeAllItems;

- (void)removeItemAtIndex: (int) index;

- (void)removeItemWithTitle: (NSString \*) title;

- (void)selectItem: (id <NSMenuItem>) item;

```
- (void) selectItemAtIndex: (int) index;
```

```
- (void) selectItemWithTitle: (NSString *) title;
```

```
- (id <NSMenuItem>) selectedItem;
```

```
- (void) synchronizeTitleAndSelectedItem;
```

```
- (NSString *) titleOfSelectedItem;
```

```
// Notifications
```

```
NSPopupButtonCellWillPopUpNotification;
```

[\[ Team Lib \]](#)

◀ PREVIOUS

NEXT ▶

[This HTML Help has been published using the chm2web software.](#)

Click [here](#) to show toolbars of the Web Online Help System: [show toolbars](#)

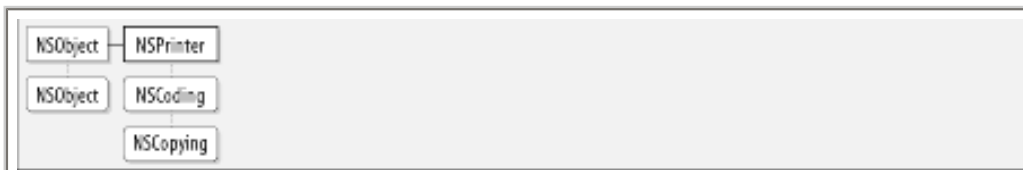
◀ PREVIOUS    NEXT ▶

[ [Team Lib](#) ]

## NSPrinter

Mac OS X 10.0

This class represents a printer as it is described in its PPD file. Using this class, applications can obtain information about any of the printers found in the Print Center application. To create an instance of `NSPrinter`, use either the method `printerWithName:` or the method `printerWithType:`. If the printer indicated by the name or type does not exist in the Print Center printer list, these methods will return `nil`. In these methods, *Type* refers to the make and model of the printer, while *Name* refers to the name given to the printer in Print Center. Applications can obtain arrays of the names and types of available printers by invoking the class methods `printerNames` and `printerTypes`, respectively.



```
@interface NSPrinter : NSObject <NSCoding, NSCopying>
```

```
// Convenience Constructors
```

```
+ (NSArray *) printerNames;
```

```
+ (NSArray *) printerTypes;
```

```
+ (NSPrinter *) printerWithName: (NSString *) name;
```

```
+ (NSPrinter *) printerWithName: (NSString *) name domain: (NSString *) domain includeUnavailable: (BOOL) flag;
```

```
+ (NSPrinter *) printerWithType: (NSString *) type;
```

```
// Instance Methods
```

```
- (BOOL) acceptsBinary;
```

```
- (BOOL) booleanForKey: (NSString *) key inTable: (NSString *) table;
```

```
- (NSDictionary *) deviceDescription;
```

- (NSString \*) domain;

- (float) floatForKey: (NSString \*) key inTable: (NSString \*) table;

- (NSString \*) host;

- (CGRect) imageRectForPaper: (NSString \*) paperName;

- (int) intForKey: (NSString \*) key inTable: (NSString \*) table;

- (BOOL) isColor;

- (BOOL) isFontAvailable: (NSString \*) faceName;

- (BOOL) isKey: (NSString \*) key inTable: (NSString \*) table;

- (BOOL) isOutputStackInReverseOrder;

- (int) languageLevel;

- (NSString \*) name;

- (NSString \*) note;

- (NSInteger) pageSizeForPaper: (NSString \*) paperName;

- (CGRect) rectForKey: (NSString \*) key inTable: (NSString \*) table;

- (NSInteger) sizeForKey: (NSString \*) key inTable: (NSString \*) table;

- (NSPrinterTableStatus) statusForTable: (NSString \*) tableName;

- (NSString \*) stringForKey: (NSString \*) key inTable: (NSString \*) table;

- (NSArray \*) stringListForKey: (NSString \*) key inTable: (NSString \*) table;

- (NSString \*) type;

// Methods Implementing NSCoder

```
- (void) encodeWithCoder: (NSCoder *) aCoder;
```

```
- (id) initWithCoder: (NSCoder *) aDecoder;
```

```
// Methods Implementing NSCopying
```

```
- (id) copyWithZone: (NSZone *) zone;
```

[\[ Team LiB \]](#)

[◀ PREVIOUS](#) [NEXT ▶](#)

[This HTML Help has been published using the chm2web software.](#)

Click [here](#) to show toolbars of the Web Online Help System: [show toolbars](#)

[\[ Team LIB \]](#)

◀ PREVIOUS

NEXT ▶

## ***NSPrintInfo***

*Mac OS X 10.0*

This class encapsulates the information related to a print job, such as margin sizes, paper orientation, pagination type, and how the view contents should be positioned on the printed output (centered vertically, horizontally, no centering, etc.). Each application has a shared print info object that is used by default for all print jobs. This object is obtained using the class method `sharedPrintInfo`.



```
@interface NSPrintInfo : NSObject <NSCoding, NSCopying>
```

```
// Initializers
```

```
- (id)initWithDictionary: (NSDictionary *) attributes;
```

```
// Accessor Methods
```

```
- (void)setUpPrintOperationDefaultValues;
```

```
- (void)setHorizontallyCentered: (BOOL) flag;
```

```
- (void)setPaperName: (NSString *) name;
```

```
- (NSString *) paperName;
```



- (void) setPaperSize: (NSSize) size;

- (NSSize) paperSize;

- (void) setOrientation: (NSPrintingOrientation) orientation;

- (NSPrintingOrientation) orientation;

- (void) setPrinter: (NSPrinter \*) printer;

- (NSPrinter \*) printer;

- (void) setJobDisposition: (NSString \*) disposition;

- (NSString \*) jobDisposition;

- (void) setHorizontalPageMode: (NSPrintingPageMode) mode;

- (NSPrintingPageMode) horizontalPageMode;

- (void) setRightMargin: (float) margin;

- (float) rightMargin;

- (void) setTopMargin: (float) margin;

- (float) topMargin;

- (void) setLeftMargin: (float) margin;

- (float) leftMargin;

- (void) setVerticallyCentered: (BOOL) flag;

```
- (void) setVerticalPageNumber: (NSPrintingPageNumberMode) mode;
```

```
- (NSPrintingPageNumberMode) verticalPageNumber;
```

```
- (void) setBottomMargin: (float) margin;
```

```
- (float) bottomMargin;
```

```
// Class Methods
```

```
+ (NSPrinter *) defaultPrinter;
```

```
+ (void) setDefaultPrinter: (NSPrinter *) printer;
```

```
+ (void) setSharedPrintInfo: (NSPrintInfo *) printInfo;
```

```
+ (NSPrintInfo *) sharedPrintInfo;
```

```
+ (NSString *) sizeForPaperName: (NSString *) name;
```

```
// Instance Methods
```

```
- (NSMutableDictionary *) dictionary;
```

```
- (CGRect) imageablePageBounds;
```

```
- (BOOL) isHorizontallyCentered;
```

```
- (BOOL) isVerticallyCentered;
```

```
// Methods Implementing NSCoder
```

```
- (void) encodeWithCoder: (NSCoder *) aCoder;
```

```
- (id) initWithCoder: (NSCoder *) aDecoder;
```

```
// Methods Implementing NSCopying
```

```
- (id) copyWithZone: (NSZone *) zone;
```

[\[ Team LiB \]](#)

◀ PREVIOUS

NEXT ▶

[This HTML Help has been published using the chm2web software.](#)

Click [here](#) to show toolbars of the Web Online Help System: [show toolbars](#)

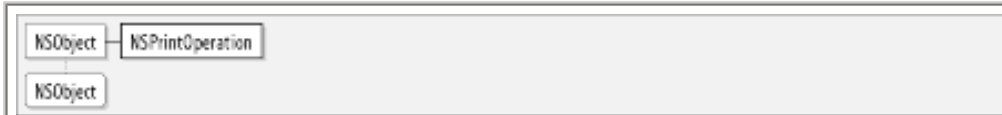
[ [Team LiB](#) ]

◀ PREVIOUS    NEXT ▶

## *NSPrintOperation*

*Mac OS X 10.0*

Instances of this class work with *NSView* and *NSPrintInfo* objects to coordinate the generation of EPS or PDF data suitable for output to a printer device. In Cocoa's printing system, *NSPrintInfo* objects provide information about output settings such as paper size and margin widths, while *NSView* objects are responsible for creating the actual output with the same standard drawing APIs used for onscreen drawing.



```
@interface NSPrintOperation : NSObject
```

```
// Accessor Methods
```

```
- (void) setPageOrder: (NSPrintingPageOrder) order;
```

```
- (NSPrintingPageOrder) pageOrder;
```

```
- (void) setCanSpawnSeparateThread: (BOOL) canSpawnSeparateThread;
```

```
- (BOOL) canSpawnSeparateThread;
```

```
- (void) setJobStyleHint: (NSString *) hint;
```

```
- (NSString *) jobStyleHint;
```

```
- (void) setPrintInfo: (NSPrintInfo *) aPrintInfo;
```

```
- (NSPrintInfo *) printInfo;
```

```
- (void) setAccessoryView: (NSView *) aView;
```

```
- (NSView *) accessoryView;
```

```
- (void) setPrintPanel: (NSPrintPanel *) panel;
```

```
- (NSPrintPanel *) printPanel;
```

```
- (void) setShowPanels: (BOOL) flag;
```

```
- (BOOL) showPanels;
```

```
// Class Methods
```

```
+ (NSPrintOperation *) EPSOperationWithView: (NSView *) aView  
insideRect: (NSRect) rect toData: (NSMutableData *) data;
```

```
+ (NSPrintOperation *) EPSOperationWithView: (NSView *) aView  
insideRect: (NSRect) rect toData: (NSMutableData *) data printInfo: (NSPrintInfo *) aPrintInfo;
```

```
+ (NSPrintOperation *) EPSOperationWithView: (NSView *) aView insideRect: (NSRect) rect toPath: (NSString *) path  
printInfo: (NSPrintInfo *) aPrintInfo;
```

```
+ (NSPrintOperation *) PDFOperationWithView: (NSView *) aView  
insideRect: (NSRect) rect toData: (NSMutableData *) data;
```

```
+ (NSPrintOperation *) PDFOperationWithView: (NSView *) aView  
insideRect: (NSRect) rect toData: (NSMutableData *) data printInfo: (NSPrintInfo *) aPrintInfo;
```

```
+ (NSPrintOperation *) PDFOperationWithView: (NSView *) aView insideRect: (NSRect) rect toPath: (NSString *) path  
printInfo: (NSPrintInfo *) aPrintInfo;
```

```
+ (NSPrintOperation *) currentOperation;
```

```
+ (NSPrintOperation *) printOperationWithView: (NSView *) aView;
```

```
+ (NSPrintOperation *) printOperationWithView: (NSView *) aView printInfo: (NSPrintInfo *) aPrintInfo;
```

```
+ (void) setCurrentOperation: (NSPrintOperation *) operation;
```

```
// Instance Methods
```

```
- (void) cleanUpOperation;
```

```
- (BOOL) deliverResult;
```

```
- (NSGraphicsContext *) createContext;
```

```
- (int) currentPage;
```

- (NSGraphi csCont ext \*) cont ext;

- (voi d) dest royCont ext;

- (BOOL) i sCopyi ngOperat i on;

- (BOOL) runOperat i on;

- (voi d) runOperat i onModal ForWi ndow: (NSWi ndow \*) docWi ndow del egate: (i d) del egate  
di dRunSel ector: (SEL) di dRunSel ector cont extI nfo: (voi d \*) cont extI nfo;

- (NSVi ew \*) vi ew;

Click [here](#) to show toolbars of the Web Online Help System: [show toolbars](#)

[\[ Team LiB \]](#)

◀ PREVIOUS    NEXT ▶

## ***NSPrintPanel***

*Mac OS X 10.0*

This class provides the Mac OS X Print panel interface for Cocoa applications. To obtain an instance of `NSPrintPanel`, use the class method `printPanel`. The panel is displayed and run when the `runModal` method is invoked, which will display the print panel as a window. It is also possible to display the print panel as a sheet attached to the document window; this is done with the method `beginSheetWithPrintInfo:modalForWindow:delegate:didEndSelector:contextInfo:`.

Cocoa allows you to attach an accessory view to the print panel, providing an interface for users to configure options related to how your application handles printing. To set the accessory view, use the method `setAccessoryView:`.



```
@interface NSPrintPanel : NSObject
```

```
// Accessor Methods
```

```
- (void) setAccessoryView: (NSView *) aView;
```

```
- (NSView *) accessoryView;
```

```
- (void) setJobStyleHint: (NSString *) hint;
```

```
- (NSString *) jobStyleHint;
```

```
// Class Methods
```

```
+ (NSPrintPanel *) printPanel;
```

```
// Instance Methods
```

- (void) beginSheetWithPrintInfo: (NSPrintInfo \*) printInfo modal ForWindow: (NSWindow \*) docWindow delegate: (id) delegate didEndSelector: (SEL) didEndSelector contextInfo: (void \*) contextInfo;

- (void) finalWritePrintInfo;

- (void) pickedAllPages: (id) sender;

- (void) pickedButton: (id) sender;

- (void) pickedLayoutList: (id) sender;

- (int) runModal;

- (void) updateFromPrintInfo;



Click [here](#) to show toolbars of the Web Online Help System: [show toolbars](#)

[\[ Team LIB \]](#)

◀ PREVIOUS

NEXT ▶

## *NSProgressIndicator*

Mac OS X 10.0

This class implements a progress bar interface component. Cocoa progress indicators may either be determinate or indeterminate. A *determinate* progress indicator shows progress by filling the bar proportionate to the amount of work that has been done. An *indeterminate* progress indicator displays the spinning barber pole to show that an application is busy with a task.



```
@interface NSProgressIndicator : NSView
```

```
// Accessor Methods
```

- (void) setBezelEd: (BOOL) flag;
- (void) setIndeterminate: (BOOL) flag;
- (void) setMaxValue: (double) newMaximum;
- (double) maxValue;
- (void) setDoubleValue: (double) doubleValue;
- (double) doubleValue;
- (void) setAnimationDelay: (NSTimeInterval) delay;

- (NSTimeInterval) animationDelay;

- (void) setUsesThreadedAnimation: (BOOL) threadedAnimation;

- (BOOL) usesThreadedAnimation;

- (void) setMinValue: (double) newMinimum;

- (double) minValue;

- (void) setControlTint: (NSControlTint) tint;

- (NSControlTint) controlTint;

- (void) setControlSize: (NSControlSize) size;

- (NSControlSize) controlSize;

#### // Instance Methods

- (BOOL) isDisplayedWhenStopped;

- (void) setDisplayedWhenStopped: (BOOL) isDisplayed;

- (void) setStyle: (NSProgressIndicatorStyle) style;

- (void) sizeToFit;

- (NSProgressIndicatorStyle) style;

- (void) animate: (id) sender;

- (void) incrementBy: (double) delta;

- (BOOL) isBezel ed;

- (BOOL) isI ndetermi nate;

- (voi d) startAni mati on: (i d) sender;

- (voi d) stopAni mati on: (i d) sender;

[\[ Team LiB \]](#)

◀ PREVIOUS

NEXT ▶

[This HTML Help has been published using the chm2web software.](#)

Click [here](#) to show toolbars of the Web Online Help System: [show toolbars](#)

[\[ Team LiB \]](#)

◀ PREVIOUS    NEXT ▶

## ***NSQuickDrawView***

*Mac OS X 10.0*

This subclass of *NSView* provides a destination in a Cocoa view for the QuickDraw drawing commands that are part of the Carbon APIs.



```
@interface NSQuickDrawView : NSView
```

```
// Instance Methods
```

```
- (void*) qdPort;
```

[\[ Team LiB \]](#)

◀ PREVIOUS    NEXT ▶

[This HTML Help has been published using the chm2web software.](#)

Click [here](#) to show toolbars of the Web Online Help System: [show toolbars](#)

[\[ Team LIB \]](#)

◀ PREVIOUS    NEXT ▶

## ***NSResponder***

*Mac OS X 10.0*

This abstract class provides the basis of the Application Kit's event handling system. **NSResponder** is the superclass of the three cornerstone classes of the AppKit: **NSApplication**, **NSView**, and **NSWindow**. The methods in this class are overridden by subclasses to handle mouse and key event handling messages. For more information about AppKit event handling with **NSResponder**, see [Chapter 3](#).



```
@interface NSResponder : NSObject <NSCoding>
```

```
// Accessor Methods
```

```
- (void) setInterfaceStyle: (NSInterfaceStyle) interfaceStyle;
```

```
- (NSInterfaceStyle) interfaceStyle;
```

```
- (void) setMark: (id) sender;
```

```
- (void) setNextResponder: (NSResponder *) aResponder;
```

```
- (NSResponder *) nextResponder;
```

```
- (void) setMenu: (NSMenu *) menu;
```

```
- (NSMenu *) menu;
```

// Instance Methods

- (BOOL) acceptsFirstResponder;
- (BOOL) becomeFirstResponder;
- (void) capitalizeWord: (id) sender;
- (void) centerSelectionInVisibleArea: (id) sender;
- (void) changeCaseOfLetter: (id) sender;
- (void) complete: (id) sender;
- (void) deleteBackward: (id) sender;
- (void) deleteForward: (id) sender;
- (void) deleteToBeginningOfLine: (id) sender;
- (void) deleteToBeginningOfParagraph: (id) sender;
- (void) deleteToEndOfLine: (id) sender;
- (void) deleteToEndOfParagraph: (id) sender;
- (void) deleteToMark: (id) sender;
- (void) deleteWordBackward: (id) sender;
- (void) deleteWordForward: (id) sender;
- (void) doCommandBySelector: (SEL) aSelector;

- (void) flagsChanged: (NSEvent \*) theEvent;

- (void) flushBufferedKeyEvents;

- (void) helpRequested: (NSEvent \*) eventPtr;

- (void) indent: (id) sender;

- (void) insertBacktab: (id) sender;

- (void) insertNewline: (id) sender;

- (void) insertNewlineIgnoringFieldEditor: (id) sender;

- (void) insertParagraphSeparator: (id) sender;

- (void) insertTab: (id) sender;

- (void) insertTabIgnoringFieldEditor: (id) sender;

- (void) insertText: (id) insertString;

- (void) interpretKeyEvents: (NSArray \*) eventArray;

- (void) keyDown: (NSEvent \*) theEvent;

- (void) keyUp: (NSEvent \*) theEvent;

- (void) lowercaseWord: (id) sender;

- (void) mouseDown: (NSEvent \*) theEvent;

- (void) mouseDragged: (NSEvent \*) theEvent;

- (void) mouseEntered: (NSEvent \*) theEvent;

- (void) mouseExited: (NSEvent \*) theEvent;

- (void) mouseMoved: (NSEvent \*) theEvent;

- (void) mouseUp: (NSEvent \*) theEvent;

- (void) moveBackward: (id) sender;

- (void) moveBackwardAndModifySelection: (id) sender;

- (void) moveDown: (id) sender;

- (void) moveDownAndModifySelection: (id) sender;

- (void) moveForward: (id) sender;

- (void) moveForwardAndModifySelection: (id) sender;

- (void) moveLeft: (id) sender;

- (void) moveRight: (id) sender;

- (void) moveToBeginningOfDocument: (id) sender;

- (void) moveToBeginningOfLine: (id) sender;

- (void) moveToBeginningOfParagraph: (id) sender;

- (void) moveToEndOfDocument: (id) sender;

- (void) moveToEndOfLine: (id) sender;



- (void) moveToEndOfParagraph: (id) sender;

- (void) moveUp: (id) sender;

- (void) moveUpAndModifySelection: (id) sender;

- (void) moveWordBackward: (id) sender;

- (void) moveWordBackwardAndModifySelection: (id) sender;

- (void) moveWordForward: (id) sender;

- (void) moveWordForwardAndModifySelection: (id) sender;

- (void) noResponderFor: (SEL) eventSelector;

- (void) otherMouseDown: (NSEvent \*) theEvent;

- (void) otherMouseDragged: (NSEvent \*) theEvent;

- (void) otherMouseUp: (NSEvent \*) theEvent;

- (void) pageDown: (id) sender;

- (void) pageUp: (id) sender;

- (BOOL) performKeyEquivalent: (NSEvent \*) theEvent;

- (BOOL) resignFirstResponder;

- (void) rightMouseDown: (NSEvent \*) theEvent;

- (void) rightMouseDragged: (NSEvent \*) theEvent;

- (void) rightMouseUp: (NSEvent \*) theEvent;

- (void) scrollLineDown: (id) sender;

- (void) scrollLineUp: (id) sender;

- (void) scrollPageDown: (id) sender;

- (void) scrollPageUp: (id) sender;

- (void) scrollWheel: (NSEvent \*) theEvent;

- (void) selectAll: (id) sender;

- (void) selectLine: (id) sender;

- (void) selectParagraph: (id) sender;

- (void) selectToMark: (id) sender;

- (void) selectWord: (id) sender;

- (BOOL) shouldBeTreatedAsInkEvent: (NSEvent \*) theEvent;

- (void) showContextHelp: (id) sender;

- (void) swapWithMark: (id) sender;

- (void) transpose: (id) sender;

- (void) transposeWords: (id) sender;

- (BOOL) tryToPerform: (SEL) anAction with: (id) anObject;

```
- (NSUndoManager *) undoManager;
```

```
- (void) uppercaseWord: (id) sender;
```

```
- (id) validRequestorForSendType: (NSString *) sendType returnType: (NSString *) returnType;
```

```
- (void) yank: (id) sender;
```

```
// Methods Implementing NSCoder
```

```
- (void) encodeWithCoder: (NSCoder *) aCoder;
```

```
- (id) initWithCoder: (NSCoder *) aDecoder;
```

## Subclasses

NSApplication, NSDrawer, NSView, NSWindow, NSWindowController

[\[ Team LIB \]](#)

◀ PREVIOUS

NEXT ▶

[This HTML Help has been published using the chm2web software.](#)

Click [here](#) to show toolbars of the Web Online Help System: [show toolbars](#)

[\[ Team LiB \]](#)

◀ PREVIOUS

NEXT ▶

## **NSRulerMarker**

*Mac OS X 10.0*

Instances of this class are used to display symbolic markers in an **NSRulerView**. An example of ruler view markers are those that text documents use to indicate the position of tab stops or table columns. Markers are initialized with an associated ruler view, a position in that view, an image used to represent the marker in the ruler view, and an **NSPoint** that specifies what point in the image should be treated as the marker origin.



```
@interface NSRulerMarker : NSObject <NSCoding, NSCopying>
```

```
// Initializers
```

```
- (id)initWithRulerView:(NSRulerView *)ruler markerLocation:(float)location image:(NSImage *)image  
  imageOrigin:(NSPoint)imageOrigin;
```

```
// Accessor Methods
```

```
- (void)setRepresentedObject:(id <NSCopying>)representedObject;
```

```
- (id <NSCopying>)representedObject;
```

```
- (void)setImageOrigin:(NSPoint)imageOrigin;
```

```
- (NSPoint)imageOrigin;
```

```
- (void)setMarkerLocation:(float)location;
```

```
- (float)markerLocation;
```

```
- (void)setMovable:(BOOL)flag;
```

```
- (void)setImage:(NSImage *)image;
```

```
- (NSImage *) image;
```

```
- (void) setRemovable: (BOOL) flag;
```

```
// Instance Methods
```

```
- (void) drawRect: (NSRect) rect;
```

```
- (NSRect) imageRectInRuler;
```

```
- (BOOL) isDragging;
```

```
- (BOOL) isMovable;
```

```
- (BOOL) isRemovable;
```

```
- (NSRulerView *) ruler;
```

```
- (float) thicknessRequiredInRuler;
```

```
- (BOOL) trackMouse: (NSEvent *) mouseDownEvent adding: (BOOL) isAdding;
```

```
// Methods Implementing NSCoder
```

```
- (void) encodeWithCoder: (NSCoder *) aCoder;
```

```
- (id) initWithCoder: (NSCoder *) aDecoder;
```

```
// Methods Implementing NSCopying
```

```
- (id) copyWithZone: (NSZone *) zone;
```

```
// Methods Implemented by the Delegate
```

```
- (void) rulerView: (NSRulerView *) ruler didAddMarker: (NSRulerMarker *) marker;
```

```
- (void) rulerView: (NSRulerView *) ruler didMoveMarker: (NSRulerMarker *) marker;
```

```
- (void) rulerView: (NSRulerView *) ruler didRemoveMarker: (NSRulerMarker *) marker;
```

```
- (void) rulerView: (NSRulerView *) ruler handleMouseDown: (NSEvent *) event;
```

- (BOOL) rulerView: (NSRulerView \*) ruler shouldAddMarker: (NSRulerMarker \*) marker;

- (BOOL) rulerView: (NSRulerView \*) ruler shouldMoveMarker: (NSRulerMarker \*) marker;

- (BOOL) rulerView: (NSRulerView \*) ruler shouldRemoveMarker: (NSRulerMarker \*) marker;

- (float) rulerView: (NSRulerView \*) ruler willAddMarker: (NSRulerMarker \*) marker atLocation: (float) location;

- (float) rulerView: (NSRulerView \*) ruler willMoveMarker: (NSRulerMarker \*) marker toLocation: (float) location;

- (void) rulerView: (NSRulerView \*) ruler willSetClientView: (NSView \*) newClient;

Click [here](#) to show toolbars of the Web Online Help System: [show toolbars](#)

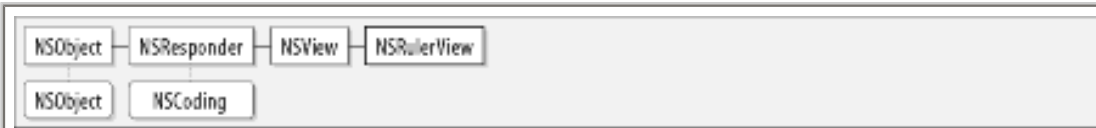
◀ PREVIOUS    NEXT ▶

[ [Team LiB](#) ]

## ***NSRulerView***

*Mac OS X 10.0*

This is a subclass of `NSView` and is used to draw rulers in an `NSScrollView`. A ruler view keeps track of the units used to convert measurements between pixels and whatever unit the client specifies should be displayed by the ruler view. A ruler view may contain ruler markers, which are instances of the class `NSRulerMarker`.



```
@interface NSRulerView : NSView
```

```
// Initializers
```

```
- (id)initWithScrollView: (NSScrollView *) scrollView orientation: (NSRulerOrientation) orientation;
```

```
// Accessor Methods
```

```
- (void)setReservedThicknessForAccessoryView: (float) thickness;
```

```
- (float)reservedThicknessForAccessoryView;
```

```
- (void)setScrollView: (NSScrollView *) scrollView;
```

```
- (NSScrollView *) scrollView;
```

```
- (void)setOriginOffset: (float) offset;
```

```
- (float)originOffset;
```

```
- (void)setOrientation: (NSRulerOrientation) orientation;
```

- (NSRulerOrientation) orientation;

- (void) setClientView: (NSView \*) client;

- (NSView \*) clientView;

- (void) setReservedThicknessForMarkers: (float) thickness;

- (float) reservedThicknessForMarkers;

- (void) setMarkers: (NSArray \*) markers;

- (NSArray \*) markers;

- (void) setRuleThickness: (float) thickness;

- (float) ruleThickness;

- (void) setAccessoryView: (NSView \*) accessory;

- (NSView \*) accessoryView;

- (void) setMeasurementUnits: (NSString \*) unitName;

- (NSString \*) measurementUnits;

// Class Methods

+ (void) registerUnitWithName: (NSString \*) unitName abbreviation: (NSString \*) abbreviation  
unitToPointsConversionFactor: (float) conversionFactor stepUpCycle: (NSArray \*) stepUpCycle  
stepDownCycle: (NSArray \*) stepDownCycle;

// Instance Methods

- (void) addMarker: (NSRulerMarker \*) marker;

- (float) baselineLocation;



- (void) drawHashMarksAndLabel sInRect: (NSRect) rect;

- (void) drawMarkersInRect: (NSRect) rect;

- (void) invalidateHashMarks;

- (BOOL) isFlipped;

- (void) moveRuleLineFromLocation: (float) oldLocation toLocation: (float) newLocation;

- (void) removeMarker: (NSRuleMarker \*) marker;

- (float) requiredThickness;

- (BOOL) trackMarker: (NSRuleMarker \*) marker withMouseEvent: (NSEvent \*) event;

Click [here](#) to show toolbars of the Web Online Help System: [show toolbars](#)

[\[ Team LiB \]](#)

◀ PREVIOUS    NEXT ▶

## ***NSSavePanel***

*Mac OS X 10.0*

This class is an implementation of the complete Mac OS X file Save dialog, which clients can use to present a file browser to users for saving files. It is possible to provide an accessory view to be displayed on the bottom part of the Save panel. Accessory views can be used to provide additional parameters that should be used in the Save operation. A graphics application, for example, may use the accessory view to provide controls for the user to specify compression and format options for the file to be saved.



```
@interface NSSavePanel : NSPanel
```

```
// Accessor Methods
```

```
- (void) setTreatsFilePackagesAsDirectories: (BOOL) flag;
```

```
- (BOOL) treatsFilePackagesAsDirectories;
```

```
- (void) setAccessoryView: (NSView *) aView;
```

```
- (NSView *) accessoryView;
```

```
- (void) setExtensionHidden: (BOOL) flag;
```

```
- (void) setCanSelectHiddenExtension: (BOOL) flag;
```

```
- (void) setDelegate: (id) anObject;
```

```
- (void) setDirectory: (NSString *) path;
```

```
- (NSString *) directory;
```

```
- (void) setPrompt: (NSString *) prompt;
```

```
- (NSString *) prompt;
```

- (void) setTitle: (NSString \*) title;

- (NSString \*) title;

- (void) setRequiredFileType: (NSString \*) type;

- (NSString \*) requiredFileType;

// Class Methods

+ (NSSavePanel \*) savePanel;

// Instance Methods

- (void) cancel: (id) sender;

- (void) beginSheetForDirectory: (NSString \*) path file: (NSString \*) name modalForWindow: (NSWindow \*) docWindow  
modalDelegate: (id) delegate didEndSelector: (SEL) didEndSelector contextInfo: (void \*) contextInfo;

- (NSURL \*) URL;

- (NSString \*) filename;

- (void) ok: (id) sender;

- (int) runModal;

- (int) runModalForDirectory: (NSString \*) path file: (NSString \*) name;

- (int) runModalForDirectory: (NSString \*) path file: (NSString \*) name relativeToWindow: (NSWindow\*) window;

- (void) selectText: (id) sender;

- (BOOL) isExpanded;

- (BOOL) isExtensionHidden;

- (void) validateVisibleColumns;

// Methods Implemented by the Delegate

- (NSComparisonResult) panel: (id) sender compareFilename: (NSString \*) file1 with: (NSString \*) file2 caseSensitive: (BOOL) caseSensitive;
- (BOOL) panel: (id) sender isValidFilename: (NSString \*) filename;
- (BOOL) panel: (id) sender shouldShowFilename: (NSString \*) filename;
- (NSString \*) panel: (id) sender userEnteredFilename: (NSString \*) filename confirmed: (BOOL) okFlag;
- (void) panel: (id) sender willExpand: (BOOL) expanding;

## Subclasses

NSOpenPanel

[\[ Team LIB \]](#)

[◀ PREVIOUS](#) [NEXT ▶](#)

[This HTML Help has been published using the chm2web software.](#)

Click [here](#) to show toolbars of the Web Online Help System: [show toolbars](#)

[\[ Team LIB \]](#)

◀ PREVIOUS    NEXT ▶

## ***NSScreen***

*Mac OS X 10.0*

This class represents a user's monitor, and allows clients to ascertain properties of the display such as width and height in pixels, or color bit-depth. This class works only in the presence of an instance of **NSApplication**; **NSScreen** requires that an application have a connection to the window server to obtain information about the screen, which is provided by **NSApplication**.



```
@interface NSScreen : NSObject
```

```
// Convenience Constructors
```

```
+ (NSArray *) screens;
```

```
// Class Methods
```

```
+ (NSScreen *) deepestScreen;
```

```
+ (NSScreen *) mainScreen;
```

```
// Instance Methods
```

```
- (NSWindowDepth) depth;
```

```
- (NSDictionary *) deviceDescription;
```

- (NSRect) frame;

- (const NSWindowDepth \*) supportedWindowDepths;

- (NSRect) visibleFrame;

[\[ Team Lib \]](#)

◀ PREVIOUS

NEXT ▶

[This HTML Help has been published using the chm2web software.](#)

Click [here](#) to show toolbars of the Web Online Help System: [show toolbars](#)

[\[ Team LIB \]](#)

◀ PREVIOUS

NEXT ▶

## ***NSScroller***

*Mac OS X 10.0*

This class represents the scrollbar control of a scroll view, and is used to control the scrolling of a document within a scroll view's clip view. There is usually no need to work with **NSScroller** objects in code, as they are completely configured within a scroll view by Interface Builder.



```
@interface NSScroller : NSControl
```

```
// Convenience Constructors
```

```
+ (float) scrollerWidth;
```

```
+ (float) scrollerWidthForControlSize: (NSControlSize) controlSize;
```

```
// Accessor Methods
```

```
- (void) setFloatValue: (float) aFloat knobProportion: (float) percent;
```

```
- (void) setControlTint: (NSControlTint) controlTint;
```

```
- (NSControlTint) controlTint;
```

```
- (void) setArrowsPosition: (NSScrollArrowPosition) where;
```

- (NSScrollArrowPosition) arrowsPosition;

- (void) setControlSize: (NSControlSize) controlSize;

- (NSControlSize) controlSize;

// Instance Methods

- (void) checkSpaceForParts;

- (void) drawArrow: (NSScrollerArrow) whichArrow highlight: (BOOL) flag;

- (void) drawKnob;

- (void) drawParts;

- (void) highlight: (BOOL) flag;

- (NSScrollerPart) hitPart;

- (float) knobProportion;

- (NSRect) rectForPart: (NSScrollerPart) partCode;

- (NSScrollerPart) testPart: (NSPoint) thePoint;

- (void) trackKnob: (NSEvent \*) theEvent;

- (void) trackScrollButtons: (NSEvent \*) theEvent;

- (NSUsableScrollerParts) usableParts;



Click [here](#) to show toolbars of the Web Online Help System: [show toolbars](#)

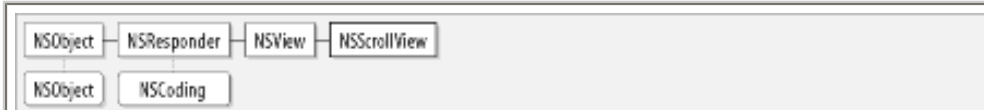
◀ PREVIOUS    NEXT ▶

[ [Team LiB](#) ]

## ***NSScrollView***

*Mac OS X 10.0*

This subclass of `NSView` allows a user to view a portion of a large document view using scrollbars. Clipping of the document view is performed by the subclass `NSClipView`. Horizontal and vertical scrollbars are instances of the class `NSScroller`. Rulers, which are instances of the class `NSRulerView`, can be displayed in the left and top edges of the scrollview.



```
@interface NSScrollView : NSView
```

```
// Accessor Methods
```

- (void) setBackgroundColor: (NSColor \*) color;
- (NSColor \*) backgroundColor;
- (void) setPageScroll: (float) value;
- (float) pageScroll;
- (void) setHorizontalRulerView: (NSRulerView \*) ruler;
- (NSRulerView \*) horizontalRulerView;
- (void) setHasVerticalRuler: (BOOL) flag;
- (BOOL) hasVerticalRuler;
- (void) setHasHorizontalRuler: (BOOL) flag;
- (BOOL) hasHorizontalRuler;
- (void) setHorizontalPageScroll: (float) value;

- (float) horizontalPageScroll;

- (void) setBorderStyle: (NSBorderStyle) aType;

- (NSBorderStyle) borderType;

- (void) setHorizontalLineScroll: (float) value;

- (float) horizontalLineScroll;

- (void) setRulersVisible: (BOOL) flag;

- (BOOL) rulersVisible;

- (void) setScrollSynamically: (BOOL) flag;

- (BOOL) scrollSynamically;

- (void) setHasVerticalScrollers: (BOOL) flag;

- (BOOL) hasVerticalScrollers;

- (void) setHasHorizontalScrollers: (BOOL) flag;

- (BOOL) hasHorizontalScrollers;

- (void) setLineScroll: (float) value;

- (float) lineScroll;

- (void) setHorizontalScroller: (NSScroller \*) anObject;

- (NSScroller \*) horizontalScroller;

- (void) setDocumentCursor: (NSCursor \*) anObject;

- (NSCursor \*) documentCursor;

- (void) setDocumentView: (NSView \*) aView;

- (id) documentView;

- (void) setContentViews: (NSArray \*) contentView;

- (NSArray \*) contentView;

- (void) setVerticalScroller: (NSScroller \*) anObject;

- (NSScroller \*) verticalScroller;

- (void) setVerticalRulerView: (NSRulerView \*) ruler;

- (NSRulerView \*) verticalRulerView;

- (void) setVerticalLineScroll: (float) value;

- (float) verticalLineScroll;

- (void) setVerticalPageScroll: (float) value;

- (float) verticalPageScroll;

- (void) setDrawsBackground: (BOOL) flag;

- (BOOL) drawsBackground;

// Class Methods

+ (NSSize) contentViewForFrameSize: (NSSize) fSize hasHorizontalScroller: (BOOL) hFlag hasVerticalScroller: (BOOL) vFlag  
borderType: (NSBorderType) aType;

+ (NSSize) frameSizeForContentSize: (NSSize) cSize hasHorizontalScroller: (BOOL) hFlag hasVerticalScroller: (BOOL) vFlag  
borderType: (NSBorderType) aType;

+ (Class) rulerViewClass;

+ (void) setRulerViewClass: (Class) rulerViewClass;

// Instance Methods

- (void) reflectScrolledClipView: (NSArray \*) cView;

- (void) scrollWheel: (NSEvent \*) theEvent;

- (void) tile;

- (NSSize) contentSize;

- (NSRect) documentVisibleRect;

[\[ Team LIB \]](#)

[◀ PREVIOUS](#) [NEXT ▶](#)

[This HTML Help has been published using the chm2web software.](#)

Click [here](#) to show toolbars of the Web Online Help System: [show toolbars](#)

[\[ Team LIB \]](#)

◀ PREVIOUS    NEXT ▶

## ***NSSecureTextField***

*Mac OS X 10.0*

**NSSecureTextField** is a subclass of **NSTextField** that adds the behavior of displaying the contents of the text field as a string of dots so that the value of the string is kept hidden. This is the control a developer would use for password entry fields, or any other text field that displays sensitive values that may need to be hidden.



```
@interface NSSecureTextField : NSTextField
```

[\[ Team LIB \]](#)

◀ PREVIOUS    NEXT ▶

Click [here](#) to show toolbars of the Web Online Help System: [show toolbars](#)

[\[ Team LIB \]](#)

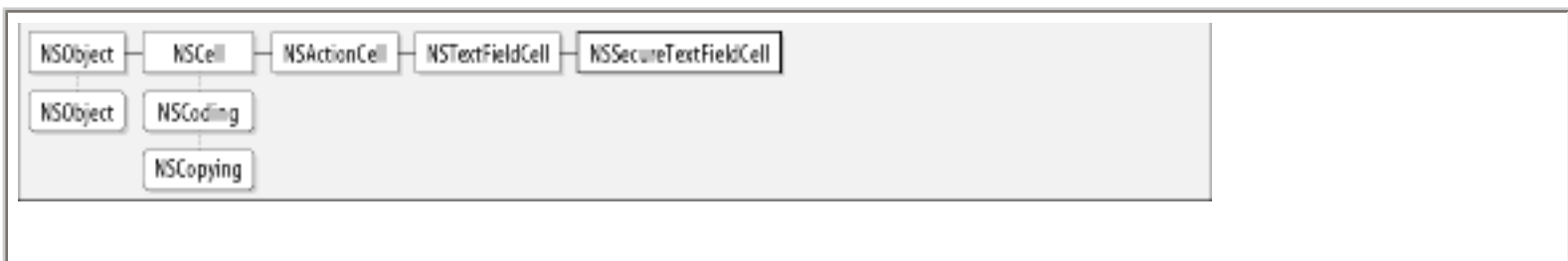
◀ PREVIOUS

NEXT ▶

## ***NSSecureTextFieldCell***

*Mac OS X 10.0*

This class is the cell associated with the `NSSecureTextField` control. `NSSecureTextFieldCell` is responsible for the appearance of the secure text field control, as well as any mouse event handling that occurs over the cell.



```
@interface NSSecureTextFieldCell : NSTextFieldCell
```

```
// Accessor Methods
```

```
- (void) setEchoBullets: (BOOL) flag;
```

```
- (BOOL) echoBullets;
```

[\[ Team LIB \]](#)

◀ PREVIOUS

NEXT ▶

[This HTML Help has been published using the chm2web software.](#)

Click [here](#) to show toolbars of the Web Online Help System: [show toolbars](#)

◀ PREVIOUS    NEXT ▶

[ [Team Lib](#) ]

## ***NSSimpleHorizontalTypesetter***

*Mac OS X 10.0*

This concrete subclass of `NSTypesetter` supports left-to-right line layout. This class handles such things as hyphenation, word wrapping, and line-breaking. For more information about Cocoa's text layout engine, see [Chapter 5](#).



```
@interface NSSimpleHorizontalTypesetter : NSTypesetter
```

```
// Class Methods
```

```
+ (id) sharedInstance;
```

```
// Instance Methods
```

```
- (void) willSetLineFragmentRect: (NSRect *) aRect forGlyphRange: (NSRange) aRange usedRect: (NSRect *) bRect;
```

```
- (NSTypesetterGlyphInfo *) baseOfTypesetterGlyphInfo;
```

```
- (void) breakLineAtIndex: (unsigned) location;
```

```
- (unsigned) capacityOfTypesetterGlyphInfo;
```

```
- (void) clearAttributesCache;
```

```
- (void) clearGlyphCache;
```

```
- (NSTextContainer *) currentContainer;
```

```
- (NSLayoutManager *) currentLayoutManager;
```

```
- (NSParagraphStyle *) currentParagraphStyle;
```

- (NSTextStorage \*) currentTextStorage;

- (void) fillAttributesCache;

- (unsigned) firstGlyphIndexOfCurrentLineFragment;

- (void) fullJustifyLineAtGlyphIndex: (unsigned) glyphIndexForLineBreak;

- (unsigned) glyphIndexToBreakLineByHyphenatingWordAtIndex: (unsigned) charIndex;

- (unsigned) glyphIndexToBreakLineByWordWrappingAtIndex: (unsigned) charIndex;

- (unsigned) growGlyphCaches: (unsigned) desiredCapacity fillGlyphInfo: (BOOL) fillGlyphInfo;

- (void) insertGlyph: (NSGlyph) glyph atGlyphIndex: (unsigned) glyphIndex characterIndex: (unsigned) charIndex;

- (NSLayoutStatus) layoutControlGlyphForLineFragment: (NSRect) lineFrag;

- (NSLayoutStatus) layoutControlGlyphForLineFragment: (NSRect) lineFrag;

- (NSLayoutStatus) layoutGlyphsInHorizontalLineFragment: (NSRect \*) lineFragmentRect baseline: (float \*) baseline;

- (void) layoutGlyphsInLayoutManager: (NSLayoutManager \*) layoutManager  
startingAtGlyphIndex: (unsigned) startGlyphIndex numberOfLineFragments: (unsigned) maxNumLines  
nextGlyphIndex: (unsigned \*) nextGlyph;

- (void) layoutTab;

- (void) layoutTab;

- (unsigned) sizeOfTypesetterGlyphInfo;

- (void) typesetterLayoutOneGlyph: (NSTypesetterGlyphInfo \*) gl;

- (void) updateCurrentGlyphOffset;



Click [here](#) to show toolbars of the Web Online Help System: [show toolbars](#)

[\[ Team LiB \]](#)

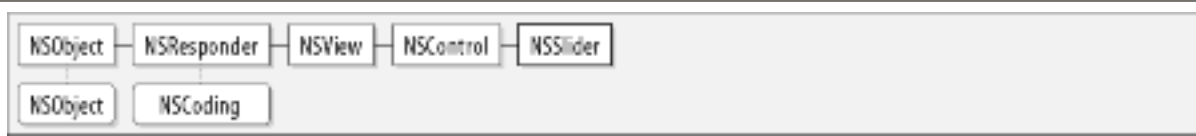
◀ PREVIOUS

NEXT ▶

## ***NSSlider***

*Mac OS X 10.0*

This subclass of **NSControl** represents a slider control where a user manipulates a knob to select from a range of values: for example, the control in the Volume menu item. The cell for **NSSlider** is **NSSliderCell**.



```
@interface NSSlider : NSControl
```

```
// Accessor Methods
```

- (void) setTitleFont: (NSFont \*) fontObj;
- (NSFont \*) titleFont;
- (void) setMinValue: (double) aDouble;
- (double) minValue;
- (void) setMaxValue: (double) aDouble;
- (double) maxValue;
- (void) setAltIncrementValue: (double) incValue;

- (double) al tIncrementVal ue;

- (void) setTi tleCell: (NSCell \*) aCell;

- (id) ti tleCell;

- (void) setTi tleCol or: (NSCol or \*) newCol or;

- (NSCol or \*) ti tleCol or;

- (void) setTi tle: (NSString \*) aString;

- (NSString \*) ti tle;

- (void) setKnobThi ckness: (fl oat) aFl oat;

- (fl oat) knobThi ckness;

- (void) setI mage: (NSI mage \*) backgroundI mage;

- (NSI mage \*) i mage;

// Instance Methods

- (BOOL) acceptsFi rstMouse: (NSEvent \*) theEvent;

- (int) i sVerti cal;

Click [here](#) to show toolbars of the Web Online Help System: [show toolbars](#)

[\[ Team LiB \]](#)

◀ PREVIOUS

NEXT ▶

## ***NSSliderCell***

*Mac OS X 10.0*

This is the `NSCell` subclass for the `NSSlider` control class, which is an interface element that allows the user to select a value from a range of values by sliding a knob along a track.



```
@interface NSSliderCell : NSActionCell
```

```
// Accessor Methods
```

- (void) setTitleColor: (NSColor \*) newColor;
- (NSColor \*) titleColor;
- (void) setMinValue: (double) aDouble;
- (double) minValue;
- (void) setMaxValue: (double) aDouble;
- (double) maxValue;
- (void) setAltIncrementValue: (double) incValue;

- (double) al tIncrementVal ue;

- (void) setNumberOfTi ckMarks: (i nt) count;

- (i nt) numberOfTi ckMarks;

- (void) setTi ckMarkPosi ti on: (NSTi ckMarkPosi ti on) posi ti on;

- (NSTi ckMarkPosi ti on) ti ckMarkPosi ti on;

- (void) setKnobThi ckness: (fl oat) aFl oat;

- (fl oat) knobThi ckness;

- (void) setTi tleFont: (NSFont \*) fontObj ;

- (NSFont \*) ti tleFont;

- (void) setAl l owsTi ckMarkVal uesOnl y: (B00L) yorn;

- (B00L) al l owsTi ckMarkVal uesOnl y;

- (void) setTi tle: (NSSt ring \*) aSt ring;

- (NSSt ring \*) ti tle;

- (void) setTi tleCell: (NSCell \*) aCell ;

- (i d) ti tleCell;

// Cl ass Methods

+ (B00L) prefersTracki ngUnt i l MouseUp;

// Instance Methods

- (double) closestTickMarkValueToValue: (double) value;

- (void) drawBarInside: (NSRect) aRect flipped: (BOOL) flipped;

- (void) drawKnob;

- (void) drawKnob: (NSRect) knobRect;

- (int) indexOfTickMarkAtPoint: (NSPoint) point;

- (int) isVertical;

- (NSRect) knobRectFlipped: (BOOL) flipped;

- (NSRect) rectOfTickMarkAtIndex: (int) index;

- (double) tickMarkValueAtIndex: (int) index;

- (NSRect) trackRect;

Click [here](#) to show toolbars of the Web Online Help System: [show toolbars](#)


[\[ Team LiB \]](#)

◀ PREVIOUS    NEXT ▶

## ***NSSound***

*Mac OS X 10.0*

This class is a simple interface for playing AIFF, WAV, and NeXT sound files. An instance of this class is initialized from a file using the method `initWithContentsOfFile:byReference:`. The `byReference:` argument relates to how the sound object should be archived. If this argument is **YES**, only the name of the sound file will be archived; otherwise, the object data will be archived. There are four methods for controlling playback of the sound: `play`, `pause`, `resume`, and `stop`. Instances of **NSSound** may take a delegate object, which will be notified when the sound has finished playing.



```
@interface NSSound : NSObject <NSCoding, NSCopying>
```

```
// Convenience Constructors
```

```
+ (id) soundNamed: (NSString *) name;
```

```
+ (NSArray *) soundUnfilteredFileTypes;
```

```
+ (NSArray *) soundUnfilteredPasteboardTypes;
```

```
// Initializers
```

```
- (id) initWithContentsOfFile: (NSString *) path byReference: (BOOL) byRef;
```

```
- (id) initWithContentsOfURL: (NSURL *) url byReference: (BOOL) byRef;
```

```
- (id) initWithData: (NSData *) data;
```

```
- (id) initWithPasteboard: (NSPasteboard *) pasteboard;
```

```
// Accessor Methods
```

```
- (void) setDelegate: (id) aDelegate;
```

```
- (id) delegate;
```

```
- (BOOL) setName: (NSString *) string;
```

```
- (NSString *) name;
```

```
// Class Methods
```

```
+ (BOOL) canInitWithPasteboard: (NSPasteboard *) pasteboard;
```

```
// Instance Methods
```

```
- (BOOL) isPlaying;
```

```
- (BOOL) pause;
```

```
- (BOOL) play;
```

```
- (BOOL) resume;
```

```
- (BOOL) stop;
```

```
- (void) writeToPasteboard: (NSPasteboard *) pasteboard;
```

```
// Methods Implementing NSCoding
```

```
- (void) encodeWithCoder: (NSCoder *) aCoder;
```

```
- (id) initWithCoder: (NSCoder *) aDecoder;
```

```
// Methods Implementing NSCopying
```

```
- (id) copyWithZone: (NSZone *) zone;
```

```
// Methods Implemented by the Delegate
```

```
- (void) sound: (NSSound *) sound didFinishPlaying: (BOOL) aBool;
```

[\[ Team LiB \]](#)

◀ PREVIOUS

NEXT ▶

[This HTML Help has been published using the chm2web software.](#)



Click [here](#) to show toolbars of the Web Online Help System: [show toolbars](#)

◀ PREVIOUS

NEXT ▶

[\[ Team LiB \]](#)

## ***NSSpellChecker***

*Mac OS X 10.0*

This class provides an interface to Cocoa's spellchecking service. A shared instance of **NSSpellChecker** is returned using the class method **sharedSpellChecker**. To check the spelling of a length of text, invoke the method **checkSpellingOfString:startingAt:**, which takes the string to check and the offset in the string where the spellcheck should commence. This method will return an **NSRange** indicating the location of the first misspelled word. Clients then update the contents of the spellchecking panel to notify the user of the discovery of the misspelled word using the method **updateSpellPanelWithMisspelledWord:**; passing an empty string here will cause the spellchecking process to terminate. Support for spellchecking services is built into the Cocoa text handling classes. If you wish to implement support for spellchecking into a class of your own, then you must implement the methods declared in the **NSChangeSpelling** and **NSIgnoreMisspelledWords** protocols; see the protocol descriptions in [Chapter 16](#) for more information.



```
@interface NSSpellChecker : NSObject
```

```
// Accessor Methods
```

```
- (void) setIgnoredWords: (NSArray *) words inSpellDocumentWithTag: (int) tag;
```

```
- (void) setWordFiel dStringVal ue: (NSString *) aString;
```

```
- (BOOL) setLanguage: (NSString *) language;
```

```
- (NSString *) language;
```

```
- (void) setAccessoryVi ew: (NSVi ew *) aVi ew;
```

```
- (NSView *) accessoryView;
```

```
// Class Methods
```

```
+ (NSSpellingChecker *) sharedSpellingChecker;
```

```
+ (BOOL) sharedSpellingCheckerExists;
```

```
+ (int) uniqueSpellingDocumentTag;
```

```
// Instance Methods
```

```
- (NSRange) checkSpellingOfString: (NSString *) stringToCheck startingAt: (int) startingOffset;
```

```
- (int) countWordsInString: (NSString *) stringToCount language: (NSString *) language;
```

```
- (NSRange) checkSpellingOfString: (NSString *) stringToCheck startingAt: (int) startingOffset  
language: (NSString *) language wrap: (BOOL) wrapFlag inSpellingDocumentWithTag: (int) tag  
wordCount: (int *) wordCount;
```

```
- (void) closeSpellingDocumentWithTag: (int) tag;
```

```
- (NSArray *) guessesForWord: (NSString *) word;
```

```
- (void) ignoreWord: (NSString *) wordToIgnore inSpellingDocumentWithTag: (int) tag;
```

```
- (NSArray *) ignoredWordsInSpellingDocumentWithTag: (int) tag;
```

```
- (NSPanel *) spellingPanel;
```

```
- (void) updateSpellingPanelWithMisspelledWord: (NSString *) word;
```

Click [here](#) to show toolbars of the Web Online Help System: [show toolbars](#)

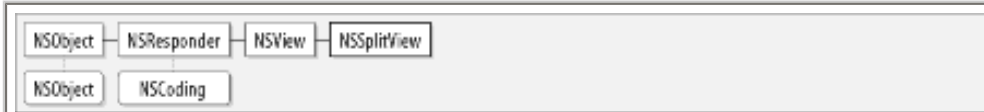
[ [Team LiB](#) ]

◀ PREVIOUS    NEXT ▶

## ***NSSplitView***

*Mac OS X 10.0*

This `NSView` subclass displays two subviews either stacked vertically, or side-by-side horizontally, separated by a divider that can be used to resize the subviews within the split view.



```
@interface NSSplitView : NSView
```

```
// Accessor Methods
```

```
- (void) setIsPaneSplitter: (BOOL) flag;
```

```
- (BOOL) isPaneSplitter;
```

```
- (void) setDelegate: (id) anObject;
```

```
- (id) delegate;
```

```
- (void) setVertical: (BOOL) flag;
```

```
// Instance Methods
```

```
- (float) dividerThickness;
```

```
- (BOOL) isVertical;
```

```
- (void) adjustSubviews;
```

```
- (void) drawDividerInRect: (NSRect) aRect;
```

```
- (BOOL) isSubviewCollapsed: (NSView *) subview;
```

```
// Methods Implemented by the Delegate
```

```
- (BOOL) splitView: (NSSplitView *) sender canCollapseSubview: (NSView *) subview;
```

```
- (float) splitView: (NSSplitView *) sender constraintMaxCoordinate: (float) proposedCoordinate ofSubviewAt: (int) offset;
```

```
- (float) splitView: (NSSplitView *) sender constraintMinCoordinate: (float) proposedCoordinate ofSubviewAt: (int) offset;
```

```
- (void) splitView: (NSSplitView *) sender resizeSubviewsWithOldSize: (NSSize) oldSize;
```

```
- (float) splitView: (NSSplitView *) splitView constraintSplitPosition: (float) proposedPosition ofSubviewAt: (int) index;
```

```
- (void) splitViewDidResizeSubviews: (NSNotification *) notification;
```

```
- (void) splitViewWillResizeSubviews: (NSNotification *) notification;
```

```
// Notifications
```

```
NSSplitViewDidResizeSubviewsNotification;
```

```
NSSplitViewWillResizeSubviewsNotification;
```

Click [here](#) to show toolbars of the Web Online Help System: [show toolbars](#)

[\[ Team LIB \]](#)

◀ PREVIOUS    NEXT ▶

## ***NSStatusBar***

*Mac OS X 10.0*

This class defines the interface for the system status bar that appears on the right end of the main menu bar. The individual items in the status bar are instances of the class `NSStatusItem`. Clients obtain the shared system status bar instance using the class method `systemStatusBar`. Status items are created and added to a status bar by invoking the method `statusItemWithLength:`, and applications can remove status items that they have created by invoking `removeStatusItem:`.



```
@interface NSStatusBar : NSObject
```

```
// Class Methods
```

```
+ (NSStatusBar*) systemStatusBar;
```

```
// Instance Methods
```

```
- (BOOL) isVertical;
```

```
- (float) thickness;
```

```
- (void) removeStatusItem: (NSStatusItem*) item;
```

```
- (NSStatusItem*) statusItemWithLength: (float) length;
```



Click [here](#) to show toolbars of the Web Online Help System: [show toolbars](#)

[\[ Team LiB \]](#)

◀ PREVIOUS

NEXT ▶

## ***NSStatusItem***

*Mac OS X 10.0*

This class represents the objects that appear in the system status bar at the right end of the main menu bar in every application. This class provides methods to access and manage the characteristics of a status item, such as its title, icon, length, tool tip, target, action, and more. To prevent cluttering of the status bar, status items should be used sparingly and only when no better alternative exists.



```
@interface NSStatusItem : NSObject
```

```
// Instance Methods
```

```
- (SEL) action;
```

```
- (NSAttributedString*) attributedTitle;
```

```
- (BOOL) highlightMode;
```

```
- (NSImage*) image;
```

```
- (BOOL) isEnabled;
```

```
- (float) length;
```

```
- (NSMenu*) menu;
```

- (void) sendAction0n: (int) mask;

- (void) setAction: (SEL) action;

- (void) setAttributedTitle: (NSAttributedString\*) title;

- (void) setEnabled: (BOOL) enabled;

- (void) setHighlightMode: (BOOL) highlightMode;

- (void) setImage: (NSImage\*) image;

- (void) setLength: (float) length;

- (void) setMenu: (NSMenu\*) menu;

- (void) setTarget: (id) target;

- (void) setTitle: (NSString\*) title;

- (void) setToolTip: (NSString\*) toolTip;

- (void) setView: (NSView\*) view;

- (NSStatusBar\*) statusBar;

- (id) target;

- (NSString\*) title;

- (NSString\*) toolTip;

- (NSView\*) view;





Click [here](#) to show toolbars of the Web Online Help System: [show toolbars](#)

[\[ Team LIB \]](#)

◀ PREVIOUS

NEXT ▶

## ***NSStepper***

*Mac OS X 10.0*

This is a subclass of **NSControl** that allows users to change an incremental value by clicking on portions of the control that either increment or decrement the value of the control by some predetermined amount.



```
@interface NSStepper : NSControl
```

```
// Accessor Methods
```

```
- (void) setMaxValue: (double) maxValue;
```

```
- (double) maxValue;
```

```
- (void) setMinValue: (double) minValue;
```

```
- (double) minValue;
```

```
- (void) setAutorepeat: (BOOL) autorepeat;
```

```
- (BOOL) autorepeat;
```

```
- (void) setIncrement: (double) increment;
```

- (double) increment;

- (void) setValueWraps: (BOOL) valueWraps;

- (BOOL) valueWraps;

[\[ Team LIB \]](#)

◀ PREVIOUS

NEXT ▶

[This HTML Help has been published using the chm2web software.](#)

Click [here](#) to show toolbars of the Web Online Help System: [show toolbars](#)

[\[ Team LiB \]](#)

◀ PREVIOUS

NEXT ▶

## *NSStepperCell*

Mac OS X 10.0

This class is the associated cell for the `NSStepper` control. As an `NSCell` subclass, this `NSStepperCell` is responsible for the appearance and event handling of an `NSStepper` control.



```
@interface NSStepperCell : NSActionCell
```

```
// Accessor Methods
```

```
- (void) setMaxValue: (double) maxValue;
```

```
- (double) maxValue;
```

```
- (void) setMinValue: (double) minValue;
```

```
- (double) minValue;
```

```
- (void) setAutorepeat: (BOOL) autorepeat;
```

```
- (BOOL) autorepeat;
```

```
- (void) setIncrement: (double) increment;
```

- (double) increment;

- (void) setValueWraps: (BOOL) valueWraps;

- (BOOL) valueWraps;

[\[ Team LIB \]](#)

◀ PREVIOUS

NEXT ▶

[This HTML Help has been published using the chm2web software.](#)

Click [here](#) to show toolbars of the Web Online Help System: [show toolbars](#)

[\[ Team LiB \]](#)

◀ PREVIOUS    NEXT ▶

## ***NSTableColumn***

*Mac OS X 10.0*

This class represents a column in an ***NSTableView***. In particular, ***NSTableColumn*** stores display attributes of the table column, such as the display width, whether the table column may be resized, and whether it is editable.

Every column in a table has a unique identifier, which is accessed with the methods ***setIdentifier:*** and ***identifier***.

Associated with a table column object are two ***NSCell***s: the header cell and the data cell. The header cell is responsible for the appearance of the table column header. To access the table column's header cell, use the methods ***setHeaderCell:*** and ***headerCell***.

The data cell of a table column determines how data in the column is displayed. By default the data cell is an instance of ***NSTextFieldCell***, which provides for displayed and editing text data. However, you could change the data cell of a table column to display controls other than a text field. For example, if you wanted to display Boolean information in your table column, you could set the data cell to an instance of ***NSButtonCell*** that is configured as a checkbox. If you wanted a column of slider controls, you could set the data cell of the column to an instance of ***NSSliderCell***. To access the data cell use the methods ***setDataCell:*** and ***dataCell***.



```
@interface NSTableColumn : NSObject
```

```
// Initializers
```

```
- (id)initWithIdentifier:(id)identifier;
```

```
// Accessor Methods
```

- (void) setTableView: (NSTableView \*) tableView;

- (NSTableView \*) tableView;

- (void) setIdentifer: (id) identifier;

- (id) identifier;

- (void) setResizable: (BOOL) flag;

- (void) setMinWidth: (float) minWidth;

- (float) minWidth;

- (void) setHeaderCell: (NSCell \*) cell;

- (id) headerCell;

- (void) setDataCell: (NSCell \*) cell;

- (id) dataCell;

- (void) setMaxWidth: (float) maxWidth;

- (float) maxWidth;

- (void) setWidth: (float) width;

- (float) width;

- (void) setEditable: (BOOL) flag;

// Instance Methods

- (id) dataCellForRow: (int) row;

- (BOOL) isEditable;

- (BOOL) isResizable;

- (void) sizeToFit;

[\[ Team LIB \]](#)

◀ PREVIOUS

NEXT ▶

[This HTML Help has been published using the chm2web software.](#)



Click [here](#) to show toolbars of the Web Online Help System: [show toolbars](#)

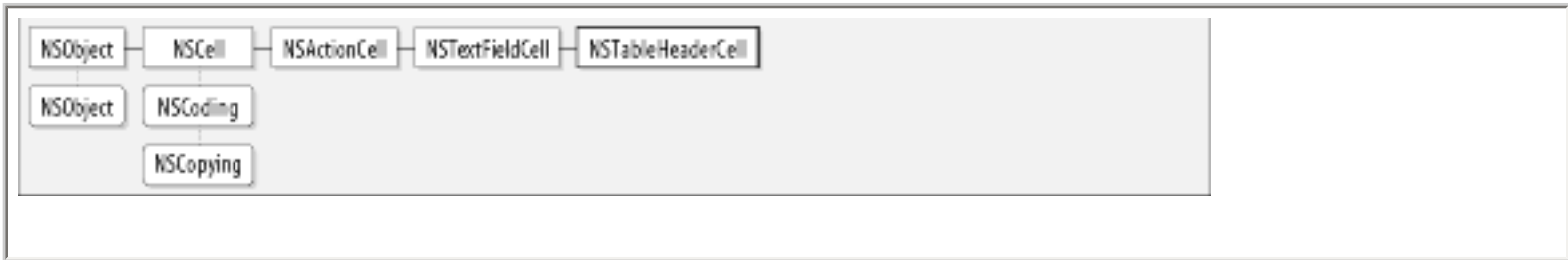
[\[ Team LIB \]](#)

◀ PREVIOUS    NEXT ▶

## ***NSTableHeaderCell***

*Mac OS X 10.0*

**NSTableHeaderCell** is used by **NSTableHeaderView** to draw the contents of table column headers. This class may be subclassed to customize the appearance of the column headers in a table view.



```
@interface NSTableHeaderCell : NSTextFieldCell
```

[\[ Team LIB \]](#)

◀ PREVIOUS    NEXT ▶

[This HTML Help has been published using the chm2web software.](#)

Click [here](#) to show toolbars of the Web Online Help System: [show toolbars](#)

[\[ Team LIB \]](#)

◀ PREVIOUS

NEXT ▶

## ***NSTableViewHeader***

*Mac OS X 10.0*

This class is responsible for managing column headers in a table view. `NSTableView` objects use `NSTableViewHeader` to draw the headers, including any labeling and highlighting. `NSTableViewHeader` relies on `NSTableViewHeaderCell` objects to draw the individual header labels.



```
@interface NSTableViewHeader : NSView
```

```
// Accessor Methods
```

```
- (void) setTableView: (NSTableView *) tableView;
```

```
- (NSTableView *) tableView;
```

```
// Instance Methods
```

```
- (int) columnAtPoint: (NSPoint) point;
```

```
- (int) draggedColumn;
```

```
- (float) draggedDistance;
```

```
- (NSRect) headerRectOfColumn: (int) column;
```

- (int) resizedColumn;

[\[ Team LIB \]](#)

◀ PREVIOUS

NEXT ▶

[This HTML Help has been published using the chm2web software.](#)

Click [here](#) to show toolbars of the Web Online Help System: [show toolbars](#)

[ [Team LIB](#) ]

◀ PREVIOUS

NEXT ▶

## ***NSTableView***

*Mac OS X 10.0*

This subclass of `NSView` organizes information into rows and columns. The information displayed in the table comes from an object that serves as the table view's data source object; data source objects must implement a minimum set of methods declared by the `NSTableViewDataSource` informal protocol. Instances of `NSTableView` are composite objects that manage `NSTableViewColumn` objects (one for each column in a table), and `NSTableViewHeader` objects (to draw the headers over the table columns).



```
@interface NSTableView : NSControl
```

```
// Accessor Methods
```

- (void) setRowHeight: (float) rowHeight;
- (float) rowHeight;
- (void) setDelegate: (id) delegate;
- (id) delegate;
- (void) setHeaderView: (NSTableViewHeader \*) headerView;
- (NSTableViewHeader \*) headerView;
- (void) setCornerView: (NSView \*) cornerView;
- (NSView \*) cornerView;
- (void) setAllowsColumnReordering: (BOOL) flag;
- (BOOL) allowsColumnReordering;
- (void) setAllowsColumnResizing: (BOOL) flag;

- (BOOL) allowsColumnResizing;

- (void) setAutoresizesAllColumnsToFit: (BOOL) flag;

- (BOOL) autoresizesAllColumnsToFit;

- (void) setInterCellSpacing: (NSSize) aSize;

- (NSSize) interCellSpacing;

- (void) setBackgroundColor: (NSColor \*) color;

- (NSColor \*) backgroundColor;

- (void) setGridColor: (NSColor \*) color;

- (NSColor \*) gridColor;

- (void) setIndicatorImage: (NSImage \*) anImage inTableColumn: (NSTableColumn \*) tc;

- (void) setAllowsColumnSelection: (BOOL) flag;

- (BOOL) allowsColumnSelection;

- (void) setAutosaveTableColumns: (BOOL) save;

- (BOOL) autosaveTableColumns;

- (void) setAllowsEmptySelection: (BOOL) flag;

- (BOOL) allowsEmptySelection;

- (void) setAllowsMultipleSelection: (BOOL) flag;

- (BOOL) allowsMultipleSelection;

- (void) setDropRow: (int) row dropOperation: (NSTableViewDropOperation) op;

- (void) setDataSource: (id) aSource;

- (id) dataSource;

- (void) setAutosaveName: (NSString \*) name;

- (NSString \*) autosaveName;

- (void) setDoubleClickAction: (SEL) aSelector;

- (SEL) doubleClickAction;

- (void) setHighlightedTableColumn: (NSTableColumn \*) tc;

- (NSTableColumn \*) highlightedTableColumn;

- (void) setDrawsGrid: (BOOL) flag;

- (BOOL) drawsGrid;

- (void) setVerticalMotionCanBeginDrag: (BOOL) flag;

- (BOOL) verticalMotionCanBeginDrag;

#### // Instance Methods

- (void) highlightSelectionInClipRect: (NSRect) rect;

- (void) deselectRow: (int) row;

- (void) deselectAll: (id) sender;

- (void) deselectColumn: (int) column;

- (void) addTableColumn: (NSTableColumn \*) column;

- (NSImage\*) dragImageForRows: (NSArray\*) dragRows event: (NSEvent\*) dragEvent  
dragImageOffset: (NSPointPointer) dragImageOffset;

- (NSRect) frameOfCellAtColumn: (int) column row: (int) row;

- (int) clickedColumn;

- (int) clickedRow;

- (NSImage \*) indicatorImageInTableColumn: (NSTableColumn \*) tc;

- (BOOL) isColumnSelected: (int) row;

- (BOOL) isRowSelected: (int) row;

- (void) moveColumn: (int) column toColumn: (int) newIndex;

- (void) numberOfRowsChanged;

- (int) numberOfColumns;

- (int) numberOfRows;

- (int) numberOfSelectedColumns;

- (int) numberOfSelectedRows;

- (void) reloadData;

- (void) removeTableColumn: (NSTableColumn \*) column;

- (int) rowAtPoint: (NSPoint) point;

- (NSRange) rowsInRect: (NSRect) rect;

- (void) scrollColumnToVisible: (int) column;

- (void) scrollRowToVisible: (int) row;

- (void) selectAll: (id) sender;

- (void) selectColumn: (int) column byExtendingSelection: (BOOL) extend;

- (void) selectRow: (int) row byExtendingSelection: (BOOL) extend;

- (int) selectedColumn;

- (NSEnumerator \*) selectedColumnEnumerator;

- (int) selectedRow;

- (NSEnumerator \*) selectedRowEnumerator;

- (void) sizeLastColumnToFit;

- (NSTableColumn \*) tableColumnWithIdentifier: (id) identifier;

- (NSArray \*) tableColumns;

- (void) tile;

- (int) columnAtPoint: (NSPoint) point;

- (int) columnWithIdentifier: (id) identifier;

- (NSRange) columnsInRect: (NSRect) rect;

- (void) drawGridInClipRect: (NSRect) rect;

- (void) drawRow: (int) row clipRect: (NSRect) rect;

- (void) editColumn: (int) column row: (int) row withEvent: (NSEvent \*) theEvent select: (BOOL) select;

- (int) editedColumn;

- (int) editedRow;

- (NSRect) rectOfColumn: (int) column;

- (NSRect) rectOfRow: (int) row;

- (void) textDidBeginEditing: (NSNotification \*) notification;

- (void) textDidChange: (NSNotification \*) notification;

- (void) textDidEndEditing: (NSNotification \*) notification;

- (BOOL) textShouldBeginEditing: (NSText \*) textObject;

- (BOOL) textShouldEndEditing: (NSText \*) textObject;

// Methods Implemented by the Delegate

- (void) tableView: (NSTableView\*) tableView didSelectTableColumn: (NSTableColumn \*) tableColumn;



```

- (void) tableView: (NSTableView*) tableView didDragTableColumn: (NSTableColumn*) tableColumn;

- (void) tableView: (NSTableView*) tableView mouseDownInHeaderOfTableColumn: (NSTableColumn*) tableColumn;

- (BOOL) tableViewShouldChangeInTableView: (NSTableView*) aTableView;

- (BOOL) tableView: (NSTableView*) tableView shouldEditTableColumn: (NSTableColumn*) tableColumn row: (int) row;

- (BOOL) tableView: (NSTableView*) tableView shouldSelectRow: (int) row;

- (BOOL) tableView: (NSTableView*) tableView shouldSelectTableColumn: (NSTableColumn*) tableColumn;

- (void) tableView: (NSTableView*) tableView willDisplayCell: (id) cell
  forTableColumn: (NSTableColumn*) tableColumn row: (int) row;

- (void) tableViewColumnDidMove: (NSNotification*) notification;

- (void) tableViewColumnDidResize: (NSNotification*) notification;

- (void) tableViewSelectionDidChange: (NSNotification*) notification;

- (void) tableViewSelectionIsChanging: (NSNotification*) notification;

// Notifications

NSTableViewSelectionDidChangeNotification;

NSTableViewSelectionIsChangingNotification;

```

## Subclasses

NSOutlineView

[\[ Team LiB \]](#)

◀ PREVIOUS    NEXT ▶

[This HTML Help has been published using the chm2web software.](#)

Click [here](#) to show toolbars of the Web Online Help System: [show toolbars](#)

[\[ Team LiB \]](#)

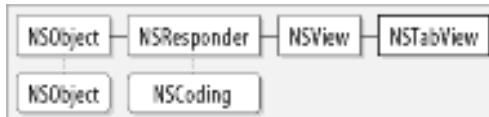
◀ PREVIOUS

NEXT ▶

## ***NSTabView***

*Mac OS X 10.0*

This ***NSView*** subclass provides a way to display pages of views that can be selected by tabs identifying each view. The pages of a tab view are actually instances of the class ***NSTabViewItem***, which is a small class that keeps the tab view, page view, and related information to presenting it in the tab view.



```
@interface NSTabView : NSView
```

```
// Accessor Methods
```

```
- (void) setAllowsTruncatedLabels: (BOOL) allowsTruncatedLabels;
```

```
- (BOOL) allowsTruncatedLabels;
```

```
- (void) setDelegate: (id) anObject;
```

```
- (id) delegate;
```

```
- (void) setTabViewType: (NSTabViewType) tabViewType;
```

```
- (NSTabViewType) tabViewType;
```

```
- (void) setFont: (NSFont *) font;
```

```
- (NSFont *) font;
```

- (void) setControlSize: (NSControlSize) controlSize;

- (NSControlSize) controlSize;

- (void) setDrawsBackground: (BOOL) flag;

- (BOOL) drawsBackground;

- (void) setControlTitle: (NSTextField) controlTitle;

- (NSTextField) controlTitle;

#### // Instance Methods

- (void) addTabViewItem: (NSTabViewItem \*) tabViewItem;

- (int) indexOfTabViewItemWithIdentifier: (id) identifier;

- (int) indexOfTabViewItem: (NSTabViewItem \*) tabViewItem;

- (void) insertTabViewItem: (NSTabViewItem \*) tabViewItem atIndex: (int) index;

- (NSSize) minimumSize;

- (int) numberOfTabViewItems;

- (void) removeTabViewItem: (NSTabViewItem \*) tabViewItem;

- (void) selectFirstTabViewItem: (id) sender;

- (void) selectLastTabViewItem: (id) sender;

- (void) selectNextTabViewItem: (id) sender;

- (void) selectPreviousTabViewItem: (id) sender;

```
- (void) selectTabViewItem: (NSTabViewItem *) tabViewItem;
```

```
- (void) selectTabViewItemAtIndex: (int) index;
```

```
- (void) selectTabViewItemWithIdentifier: (id) identifier;
```

```
- (NSTabViewItem *) selectedTabViewItem;
```

```
- (NSTabViewItem *) tabViewItemAtIndex: (int) index;
```

```
- (NSTabViewItem *) tabViewItemAtPoint: (NSPoint) point;
```

```
- (NSArray *) tabViewItems;
```

```
- (void) takeSelectedTabViewItemFromSender: (id) sender;
```

```
- (NSRect) contentRect;
```

```
// Methods Implemented by the Delegate
```

```
- (void) tabView: (NSTabView *) tabView didSelectTabViewItem: (NSTabViewItem *) tabViewItem;
```

```
- (BOOL) tabView: (NSTabView *) tabView shouldSelectTabViewItem: (NSTabViewItem *) tabViewItem;
```

```
- (void) tabView: (NSTabView *) tabView willSelectTabViewItem: (NSTabViewItem *) tabViewItem;
```

```
- (void) tabViewDidChangeNumberOfTabViewItems: (NSTabView *) TabView;
```

Click [here](#) to show toolbars of the Web Online Help System: [show toolbars](#)

[\[ Team LIB \]](#)

◀ PREVIOUS    NEXT ▶

## ***NSTabViewItem***

*Mac OS X 10.0*

This class represents a single tabbed pane within a tab view object. `NSTabView` objects maintain an array of `NSTabViewItem` objects for each of its tabs. Associated with each tab view item is an identifier, a label that is drawn in the tab itself, and a view that contains the contents of the tab view item. For most simple uses of tab views, you won't have to interact with the `NSTabView` or `NSTabViewItem` APIs directly, as Interface Builder is capable of fully configuring a tab view.



```
@interface NSTabViewItem : NSObject <NSCoding>
```

```
// Initializers
```

```
- (id)initWithIdentifier: (id)identifier;
```

```
- (id)initialFirstResponder;
```

```
// Accessor Methods
```

```
- (void)setColor: (NSColor *)color;
```

```
- (NSColor *)color;
```

```
- (void)setLabel: (NSString *)label;
```

```
- (NSString *)label;
```

```
- (void)setIdentifier:(id)identifier;
```

```
- (id)identifier;
```

```
- (void)setInitialFirstResponder:(NSView *)view;
```

```
- (void)setView:(NSView *)view;
```

```
- (id)view;
```

```
// Instance Methods
```

```
- (NSSize)sizeOfLabel:(BOOL)computeMin;
```

```
- (NSTabState)tabState;
```

```
- (NSTabView *)tabView;
```

```
// Methods Implementing NSCoder
```

```
- (void)encodeWithCoder:(NSCoder *)aCoder;
```

```
- (id)initWithCoder:(NSCoder *)aDecoder;
```

Click [here](#) to show toolbars of the Web Online Help System: [show toolbars](#)

[\[ Team LIB \]](#)


◀ PREVIOUS

NEXT ▶

## ***NSText***

*Mac OS X 10.0*

***NSText*** inherits from ***NSView*** and is the parent class of ***NSTextView***. It declares the most general interface for objects that manage and display text; however, clients generally interact with ***NSTextView*** objects rather than instances of ***NSText*** itself.



```
@interface NSText : NSView <NSChangeSpelling, NSIgnoreMisspelledWords>
```

```
// Accessor Methods
```

```
- (void) setHorizontallyResizable: (BOOL) flag;
```

```
- (void) setString: (NSString *) string;
```

```
- (NSString *) string;
```

```
- (void) setDelegate: (id) anObject;
```

```
- (id) delegate;
```

```
- (void) setSelectedRange: (NSRange) range;
```

```
- (NSRange) selectedRange;
```

- (void) setSelected: (BOOL) flag;

- (void) setMinSize: (NSSize) newSize;

- (NSSize) minSize;

- (void) setRichText: (BOOL) flag;

- (void) setImportsGraphics: (BOOL) flag;

- (BOOL) importsGraphics;

- (void) setBackgroundColor: (NSColor \*) color;

- (NSColor \*) backgroundColor;

- (void) setMaxSize: (NSSize) newSize;

- (NSSize) maxSize;

- (void) setUsesFontPanel: (BOOL) flag;

- (BOOL) usesFontPanel;

- (void) setFileEditor: (BOOL) flag;

- (void) setAlignment: (NSTextAlignment) mode;

- (NSTextAlignment) alignment;

- (void) setVerticallyResizable: (BOOL) flag;

- (void) setFont: (NSFont \*) obj;



- (NSFont \*) font;

- (void) setTextColor: (NSColor \*) color;

- (NSColor \*) textColor;

- (void) setDrawsBackground: (BOOL) flag;

- (BOOL) drawsBackground;

- (void) setTextColor: (NSColor \*) color range: (NSRange) range;

- (void) setEditable: (BOOL) flag;

- (void) setFont: (NSFont \*) font range: (NSRange) range;

#### // Instance Methods

- (NSData \*) RTFDFromRange: (NSRange) range;

- (NSData \*) RTFFromRange: (NSRange) range;

- (void) alignLeft: (id) sender;

- (void) alignRight: (id) sender;

- (void) changeFont: (id) sender;

- (void) cut: (id) sender;

- (void) delete: (id) sender;

- (BOOL) isEditable;

- (void) alignCenter: (id) sender;

- (void) checkSpelling: (id) sender;

- (BOOL) isFileEditor;

- (BOOL) isHorizontallyResizable;

- (BOOL) isRichText;

- (BOOL) isSelectable;

- (BOOL) isVerticallyResizable;

- (BOOL) readRTFDFromFile: (NSString \*) path;

- (void) replaceCharactersInRange: (NSRange) range withRTF: (NSData \*) rtfData;

- (void) replaceCharactersInRange: (NSRange) range withRTFD: (NSData \*) rtfData;

- (void) replaceCharactersInRange: (NSRange) range withString: (NSString \*) aString;

- (void) scrollRangeToVisible: (NSRange) range;

- (void) selectAll: (id) sender;

- (void) sizeToFit;

- (void) subscript: (id) sender;

- (void) superscript: (id) sender;

- (void) toggleRuler: (id) sender;

```
- (void) underline: (id) sender;
```

```
- (void) unscript: (id) sender;
```

```
- (void) copy: (id) sender;
```

```
- (void) copyFont: (id) sender;
```

```
- (void) copyRuler: (id) sender;
```

```
- (BOOL) isRulerVisible;
```

```
- (void) paste: (id) sender;
```

```
- (void) pasteFont: (id) sender;
```

```
- (void) pasteRuler: (id) sender;
```

```
- (void) showGuessPanel: (id) sender;
```

```
- (BOOL) writeRTFDToFile: (NSString *) path atomically: (BOOL) flag;
```

```
// Methods Implementing NSChangeSpelling
```

```
- (void) changeSpelling: (id) sender;
```

```
// Methods Implementing NSIgnoreMisspelledWords
```

```
- (void) ignoreSpelling: (id) sender;
```

```
// Methods Implemented by the Delegate
```

```
- (void) textDidChangeEditing: (NSNotification *) notification;
```

```
- (void) textDidChange: (NSNotification *) notification;
```

```
- (void) textDidEndEditing: (NSNotification *) notification;
```

```
- (BOOL) textShouldBeginEditing: (NSText *) textObject;
```

```
- (BOOL) textShouldEndEditing: (NSText *) textObject;
```

```
// Notifications
```

```
NSTextDidBeginEditingNotification;
```

```
NSTextDidChangeNotification;
```

## Subclasses

[NSTextView](#)

[\[ Team Lib \]](#)

◀ PREVIOUS

NEXT ▶

[This HTML Help has been published using the chm2web software.](#)

Click [here](#) to show toolbars of the Web Online Help System: [show toolbars](#)

[\[ Team LIB \]](#)

◀ PREVIOUS

NEXT ▶

## ***NSTextAttachment***

*Mac OS X 10.0*

Instances of this class serve as values in an attributed string for the attribute `NSAttachmentAttributeName`. Text attachment cells are associated with an `NSFileWrapper` object that may represent either a file or a URL.



```
@interface NSTextAttachment : NSObject <NSCoding>
```

```
// Initializers
```

```
- (id) initWithFileWrapper: (NSFileWrapper *) fileWrapper;
```

```
// Accessor Methods
```

```
- (void) setFileWrapper: (NSFileWrapper *) fileWrapper;
```

```
- (NSFileWrapper *) fileWrapper;
```

```
- (void) setAttachmentCell: (id <NSTextAttachmentCell >) cell;
```

```
- (id <NSTextAttachmentCell >) attachmentCell;
```

```
// Methods Implementing NSCoder
```

- (void) encodeWithCoder: (NSCoder \*) aCoder;

- (id) initWithCoder: (NSCoder \*) aDecoder;

[\[ Team LiB \]](#)

◀ PREVIOUS


NEXT ▶

[This HTML Help has been published using the chm2web software.](#)

## ***NSTextAttachmentCell***

*Mac OS X 10.0*

This class implements the interface defined by the `NSTextAttachmentCell` protocol.



```
@interface NSTextAttachmentCell : NSCell <NSTextAttachmentCell>
```

```
// Methods Implementing NSTextAttachmentCell
```

```
- (void) drawWithFrame: (NSRect) cellFrame inView: (NSView *) controlView;
```

```
- (BOOL) wantsToTrackMouse;
```

```
- (void) highlight: (BOOL) flag withFrame: (NSRect) cellFrame inView: (NSView *) controlView;
```

```
- (BOOL) trackMouse: (NSEvent *) theEvent inRect: (NSRect) cellFrame ofView: (NSView *) controlView  
untilMouseUp: (BOOL) flag;
```

```
- (NSSize) cellSize;
```

```
- (NSPoint) cellBaselineOffset;
```

```
- (void) setAttachment: (NSTextAttachment *) anObject;
```

```
- (NSTextAttachment *) attachment;
```

```
- (void) drawWithFrame: (NSRect) cellFrame inView: (NSView *) controlView characterIndex: (unsigned) charIndex;
```

```
- (void) drawWithFrame: (NSRect) cellFrame inView: (NSView *) controlView characterIndex: (unsigned) charIndex  
layoutManager: (NSLayoutManager *) layoutManager;
```

- (BOOL)wantsToTrackMouseForEvent:(NSEvent \*)theEvent inRect:(NSRect)cellFrame ofView:(NSView \*)controlView atCharacterIndex:(unsigned)charIndex;

- (BOOL)trackMouse:(NSEvent \*)theEvent inRect:(NSRect)cellFrame ofView:(NSView \*)controlView atCharacterIndex:(unsigned)charIndex untilMouseUp:(BOOL)flag;

- (NSRect)cellFrameForTextContainer:(NSTextContainer \*)textContainer proposedLineFragment:(NSRect)lineFragment glyphPosition:(NSPoint)position characterIndex:(unsigned)charIndex;



Click [here](#) to show toolbars of the Web Online Help System: [show toolbars](#)

◀ PREVIOUS

NEXT ▶

[ [Team LiB](#) ]

## ***NSTextContainer***

*Mac OS X 10.0*

This class is responsible for defining a region in which text will be laid out. The class **NSLayoutManager** manages a set of **NSTextContainer** objects and controls how text should fill these text containers. An **NSTextContainer** object, in turn, owns an instance of **NSTextView** that is responsible for putting the text up on screen. The default implementation of **NSTextContainer** defines a rectangular region of text; however, subclasses may be implemented to provide irregular shaped regions for text. In terms of the Model-View-Controller pattern, **NSTextStorage** is the model, **NSTextView** is the view, and **NSLayoutManager** and **NSTextContainer** serve as controllers between the data layer and the view layer. For more information on Cocoa's text layout engine, see [Chapter 5](#).



```
@interface NSTextContainer : NSObject <NSCoding>
```

```
// Initializers
```

```
- (id)initWithContainerSize: (NSSize) size;
```

```
// Accessor Methods
```

```
- (void)setLineFragmentPadding: (float) pad;
```

```
- (float)lineFragmentPadding;
```

```
- (void)setLayoutManager: (NSLayoutManager *) layoutManager;
```

```
- (NSLayoutManager *) layoutManager;
```

```
- (void)setHeightTracksTextView: (BOOL) flag;
```

- (BOOL) heightTracksTextView;

- (void) setWidthTracksTextView: (BOOL) flag;

- (BOOL) widthTracksTextView;

- (void) setTextView: (NSTextView \*) textView;

- (NSTextView \*) textView;

- (void) setContainerSize: (NSSize) size;

- (NSSize) containerSize;

// Instance Methods

- (BOOL) containsPoint: (NSPoint) point;

- (BOOL) isSimpleRectangularTextContainer;

- (NSRect) lineFragmentRectForProposedRect: (NSRect) proposedRect  
sweepDirection: (NSLineSweepDirection) sweepDirection  
movementDirection: (NSLineMovementDirection) movementDirection remainingRect: (NSRectPointer)  
remainingRect;

- (void) replaceLayoutManager: (NSLayoutManager \*) newLayoutManager;

// Methods Implementing NSCoder

- (void) encodeWithCoder: (NSCoder \*) aCoder;

- (id) initWithCoder: (NSCoder \*) aDecoder;

Click [here](#) to show toolbars of the Web Online Help System: [show toolbars](#)

[\[ Team LiB \]](#)

◀ PREVIOUS    NEXT ▶

## ***NSTextField***

*Mac OS X 10.0*

This control class implements an editable text entry and display field. `NSTextField`'s companion cell class is `NSTextFieldCell`, a subclass of `NSActionCell`. Thus, `NSTextField` is capable of sending action messages to targets. By default, actions are sent to targets when the user completes editing by pressing the Return key.

Accessing the value of a text field is done using methods inherited from `NSControl` (indeed, these are the methods used to access the values of any control). To get the contents of the text field as a string, invoke `stringValue`. Alternatively, we may take the value as a number using `intValue`, `floatValue`, and `doubleValue`. Each of these methods has a corresponding `set...` method used to change the value displayed in the text field. See `NSControl` (earlier in this chapter) for more information.



```
@interface NSTextField : NSControl
```

```
// Accessor Methods
```

- (void) setDelegate: (id) anObject;
- (id) delegate;
- (void) setImportsGraphics: (BOOL) flag;
- (BOOL) importsGraphics;
- (void) setSelectable: (BOOL) flag;

- (void) setBordered: (BOOL) flag;

- (void) setBezel ed: (BOOL) flag;

- (void) setAllowsEditingTextAttributes: (BOOL) flag;

- (BOOL) allowsEditingTextAttributes;

- (void) setBackgroundColor: (NSColor \*) color;

- (NSColor \*) backgroundColor;

- (void) setBezel Style: (NSTextFieldBezel Style) style;

- (NSTextFieldBezel Style) bezel Style;

- (void) setDrawsBackground: (BOOL) flag;

- (BOOL) drawsBackground;

- (void) setTextColor: (NSColor \*) color;

- (NSColor \*) textColor;

- (void) setEditable: (BOOL) flag;

#### // Instance Methods

- (BOOL) acceptsFirstResponder;

- (BOOL) isBezel ed;

- (BOOL) isBordered;

- (BOOL) isEditable;

- (BOOL) isSelectable;

- (void) selectText: (id) sender;

- (void) textDidBeginEditing: (NSNotification \*) notification;

- (void) textDidChange: (NSNotification \*) notification;

- (void) textDidEndEditing: (NSNotification \*) notification;

- (BOOL) textShouldBeginEditing: (NSText \*) textObject;

- (BOOL) textShouldEndEditing: (NSText \*) textObject;

## Subclasses

NSComboBox, NSSecureTextField

[\[ Team Lib \]](#)

◀ PREVIOUS

NEXT ▶

[This HTML Help has been published using the chm2web software.](#)

Click [here](#) to show toolbars of the Web Online Help System: [show toolbars](#)

[\[ Team LiB \]](#)

◀ PREVIOUS

NEXT ▶

## ***NSTextFieldCell***

*Mac OS X 10.0*

This is the `NSCell` subclass that `NSTextField` objects use to draw the contents of the control.



```
@interface NSTextFieldCell : NSActionCell
```

```
// Accessor Methods
```

```
- (NSText *) setUpFieldEditorAttributes: (NSText *) textObj;
```

```
- (void) setBezelStyle: (NSTextFieldBezelStyle) style;
```

```
- (NSTextFieldBezelStyle) bezelStyle;
```

```
- (void) setBackgroundColor: (NSColor *) color;
```

```
- (NSColor *) backgroundColor;
```

```
- (void) setTextColor: (NSColor *) color;
```

```
- (NSColor *) textColor;
```

- (void) setBackground:(BOOL) flag;

- (BOOL) drawBackground;

## Subclasses

NSComboBoxCell, NSSecureTextFieldCell, NSTableHeaderCell

[\[ Team LIB \]](#)

◀ PREVIOUS

NEXT ▶

[This HTML Help has been published using the chm2web software.](#)

Click [here](#) to show toolbars of the Web Online Help System: [show toolbars](#)

[\[ Team LIB \]](#)

◀ PREVIOUS    NEXT ▶

## ***NSTextStorage***

*Mac OS X 10.0*

This subclass of `NSMutableAttributedString` is the data model for Cocoa's text-handling system. `NSTextStorage` manages one or more `NSLayoutManager`s, which are responsible for determining how the text should be displayed. Two additional classes have an equally important role in the text-handling system, as does `NSTextStorage`: `NSTextContainer` and `NSTextView`. In terms of the Model-View-Controller pattern, `NSTextStorage` is the model, `NSTextView` is the view, and `NSLayoutManager` and `NSTextContainer` serve as controllers between the data layer and the view layer.



```
@interface NSTextStorage : NSMutableAttributedString
```

```
// Accessor Methods
```

```
- (void)setParagraphs:(NSArray *) paragraphs;
```

```
- (NSArray *) paragraphs;
```

```
- (void)setForegroundColor:(NSColor *) color;
```

```
- (NSColor *) foregroundColor;
```

```
- (void)setCharacters:(NSArray *) characters;
```

```
- (NSArray *) characters;
```



- (void) setAttributeRuns: (NSArray \*) attributeRuns;

- (NSArray \*) attributeRuns;

- (void) setDelegate: (id) delegate;

- (id) delegate;

- (void) setWords: (NSArray \*) words;

- (NSArray \*) words;

- (void) setFont: (NSFont \*) font;

- (NSFont \*) font;

#### // Instance Methods

- (void) addLayoutManager: (NSLayoutManager \*) obj;

- (int) changeInLength;

- (void) edited: (unsigned) editedMask range: (NSRange) range changeInLength: (int) delta;

- (unsigned) editedMask;

- (NSRange) editedRange;

- (void) ensureAttributesAreFixedInRange: (NSRange) range;

- (BOOL) fixesAttributesLazily;

- (void) invalidateAttributesInRange: (NSRange) range;

```
- (NSArray *)layoutManagers;
```

```
- (void)processEditing;
```

```
- (void)removeLayoutManager:(NSLayoutManager *)obj;
```

```
// Methods Implemented by the Delegate
```

```
- (void)textStorageDidProcessEditing:(NSNotification *)notification;
```

```
- (void)textStorageWillProcessEditing:(NSNotification *)notification;
```

```
// Notifications
```

```
NSNotification *textStorageDidProcessEditingNotification;
```

```
NSNotification *textStorageWillProcessEditingNotification;
```

Click [here](#) to show toolbars of the Web Online Help System: [show toolbars](#)

[\[ Team LiB \]](#)

◀ PREVIOUS

NEXT ▶

## ***NSTextTab***

*Mac OS X 10.0*

This class is used by the class `NSParagraphStyle` to encapsulate information about a tab stop, such as alignment (left, right, center, etc.) and location of the stop relative to the alignment edge. To create a text tab object, use the method `initWithType:location:`. For more information on Cocoa's text handling infrastructure, see [Chapter 5](#).



```
@interface NSTextTab : NSObject <NSCoding, NSCopying>
```

```
// Initializers
```

```
- (id)initWithType: (NSTextTabType) type location: (float) loc;
```

```
// Instance Methods
```

```
- (float) location;
```

```
- (NSTextTabType) tabStopType;
```

```
// Methods Implementing NSCoding
```

```
- (void) encodeWithCoder: (NSCoder *) aCoder;
```

```
- (id) initWithCoder: (NSCoder *) aDecoder;
```

```
// Methods Implementing NSCopying
```

```
- (id) copyWithZone: (NSZone *) zone;
```

[\[ Team LiB \]](#)

◀ PREVIOUS

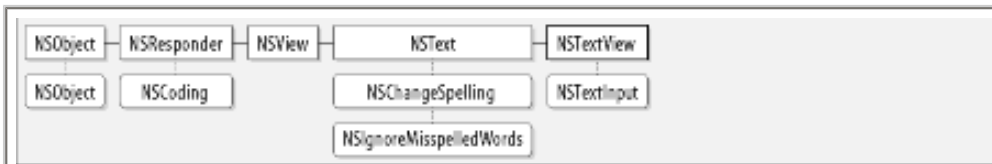
NEXT ▶

[This HTML Help has been published using the chm2web software.](#)

## ***NSTextView***

*Mac OS X 10.0*

This class is the frontend class to Cocoa's text-manipulation architecture. For most purposes, programmers can use this class to interface with the text system; however, if more control is desired, than they may work with the individual component classes of the text system, which are [NSTextStorage](#), [NSTextContainer](#), [NSLayoutManager](#), and this class. In terms of the Model-View-Controller pattern, [NSTextStorage](#) is the model, [NSTextView](#) is the view, and [NSLayoutManager](#) and [NSTextContainer](#) serve as controllers for the data layer and the view layer.



```
@interface NSTextView : NSText <NSTextInput>
```

```
// Initializers
```

```
- (id)initWithFrame: (NSRect) frameRect;
```

```
- (id)initWithFrame: (NSRect) frameRect textContainer: (NSTextContainer *) container;
```

```
// Accessor Methods
```

```
- (void)setImportsGraphics: (BOOL) flag;
```

```
- (BOOL)importsGraphics;
```

```
- (void)setBackgroundColor: (NSColor *) color;
```

```
- (NSColor *) backgroundColor;
```

```
- (void)setAcceptsGlyphInfo: (BOOL) flag;
```

```
- (BOOL)acceptsGlyphInfo;
```

```
- (void)setSelectable: (BOOL) flag;
```

- (void) setUsesRuler: (BOOL) flag;

- (BOOL) usesRuler;

- (void) setRulerVisible: (BOOL) flag;

- (void) setRichText: (BOOL) flag;

- (void) setTypingAttributes: (NSDictionary \*) attrs;

- (NSDictionary \*) typingAttributes;

- (void) setMarkedTextAttributes: (NSDictionary \*) attributeDictionary;

- (NSDictionary \*) markedTextAttributes;

- (void) setAlignment: (NSTextAlignment) alignment range: (NSRange) range;

- (void) setDelegate: (id) anObject;

- (id) delegate;

- (void) setSelectedRange: (NSRange) charRange;

- (void) setInsertionPointColor: (NSColor \*) color;

- (NSColor \*) insertionPointColor;

- (void) setAllowsUndo: (BOOL) flag;

- (BOOL) allowsUndo;

- (void) setSelectedTextAttributes: (NSDictionary \*) attributeDictionary;

- (NSDictionary \*) selectedTextAttributes;

- (void) setSelectedGranularity: (NSSelectionGranularity) granularity;

- (NSSelectionGranularity) selectionGranularity;

- (void) setFileEditor: (BOOL) flag;

- (void) setUsesFontPanel: (BOOL) flag;

- (BOOL) usesFontPanel;

- (void) setSelectedRange: (NSRange) charRange affinity: (NSSelectionAffinity) affinity stillSelecting: (BOOL) stillSelectingFlag;

- (void) setSmartInsertDeleteEnabled: (BOOL) flag;

- (BOOL) smartInsertDeleteEnabled;

- (void) setNeedsDisplayInRect: (NSRect) rect avoidAdditionalLayout: (BOOL) flag;

- (void) setTextContainerInset: (NSSize) inset;

- (NSSize) textContainerInset;

- (void) setTextContainer: (NSTextContainer \*) container;

- (NSTextContainer \*) textContainer;

- (void) setEditable: (BOOL) flag;

- (void) setDrawsBackground: (BOOL) flag;

- (BOOL) drawsBackground;

- (void) setContinuousSpellCheckingEnabled: (BOOL) flag;

- (void) setConstrainedFrameSize: (NSSize) desiredSize;

// Class Methods

+ (void) registerForServices;

// Instance Methods

- (void) cleanUpAfterDragOperation;

- (NSArray \*) acceptableDragTypes;

- (void) clickedOnLink: (id) linkView

- (void)alignJustified: (id) sender;

- (void)changeColor: (id) sender;

- (void)didChangeText;

- (BOOL)becomeFirstResponder;

- (NSImage \*) dragImageForSelecti onWi thEvent: (NSEvent \*) event ori gin: (NSPointPointer) ori gin;

- (unsigned int) dragOperati onForDraggi ngInfo: (id <NSDraggi ngInfo>) dragInfo type: (NSString \*) type;

- (BOOL) dragSelecti onWi thEvent: (NSEvent \*) event offset: (NSSize) mouseOffset sl ideBack: (BOOL) sl ideBack;

- (void)insertText: (id) insertString;

- (void)invalidateTextContai nerOri gin;

- (BOOL)isConti nuousSpel l Checki ngEnabl ed;

- (BOOL)isEdi table;

- (BOOL)isFi el dEdi tor;

- (BOOL)isRi chText;

- (BOOL)isSel ectabl e;

- (NSLayoutManager \*) layoutManager;

- (void)loosenKerni ng: (id) sender;

- (void)lowerBasel i ne: (id) sender;

- (NSString \*) preferredPasteboardTypeFromArray: (NSArray \*) avail abl eTypes  
restri ctedToTypesFromArray: (NSArray \*) all owedTypes;

- (void)raiseBasel i ne: (id) sender;

- (NSRange) rangeForUserCharacterAttri buteChange;

- (NSRange) rangeForUserParagraphAttri buteChange;



- (NSRange) rangeForUserTextChange;

- (BOOL) readSelectionFromPasteboard: (NSPasteboard \*) pboard;

- (BOOL) readSelectionFromPasteboard: (NSPasteboard \*) pboard type: (NSString \*) type;

- (NSArray \*) readablePasteboardTypes;

- (void) replaceTextContainer: (NSTextContainer \*) newContainer;

- (BOOL) resignFirstResponder;

- (void) drawInsertionPointInRect: (NSRect) rect color: (NSColor \*) color turnedOn: (BOOL) flag;

- (BOOL) isRulerVisible;

- (void) pasteAsPlainText: (id) sender;

- (void) pasteAsRichText: (id) sender;

- (void) rulerView: (NSRulerView \*) ruler didAddMarker: (NSRulerMarker \*) marker;

- (void) rulerView: (NSRulerView \*) ruler didMoveMarker: (NSRulerMarker \*) marker;

- (void) rulerView: (NSRulerView \*) ruler didRemoveMarker: (NSRulerMarker \*) marker;

- (void) rulerView: (NSRulerView \*) ruler handleMouseDown: (NSEvent \*) event;

- (BOOL) rulerView: (NSRulerView \*) ruler shouldAddMarker: (NSRulerMarker \*) marker;

- (BOOL) rulerView: (NSRulerView \*) ruler shouldMoveMarker: (NSRulerMarker \*) marker;

- (BOOL) rulerView: (NSRulerView \*) ruler shouldRemoveMarker: (NSRulerMarker \*) marker;

- (float) rulerView: (NSRulerView \*) ruler willAddMarker: (NSRulerMarker \*) marker atLocation: (float) location;

- (float) rulerView: (NSRulerView \*) ruler willMoveMarker: (NSRulerMarker \*) marker toLocation: (float) location;

- (NSSelectionAffinity) selectionAffinity;

- (NSRange) selectionRangeForProposedRange: (NSRange) proposedCharRange  
granularity: (NSSelectionGranularity) granularity;

- (BOOL) shouldChangeTextInRange: (NSRange) affectedCharRange replacementString: (NSString \*) replacementString;

- (BOOL) shouldDrawInsertionPoint;

- (NSRange) smartDeleteRangeForProposedRange: (NSRange) proposedCharRange;

- (NSString \*) smartInsertAfterStringForString: (NSString \*) pasteString  
replacingRange: (NSRange) charRangeToReplace;

- (NSString \*) smartInsertBeforeStringForString: (NSString \*) pasteString replacingRange: (NSRange)  
charRangeToReplace;

- (void) smartInsertForString: (NSString \*) pasteString replacingRange: (NSRange) charRangeToReplace  
beforeString: (NSString \*\*) beforeString afterString: (NSString \*\*) afterString;

- (int) spellCheckerDocumentTag;

- (void) startSpeaking: (id) sender;

- (void) stopSpeaking: (id) sender;

- (NSPoint) textContainerOrigin;

- (NSTextStorage \*) textStorage;

- (void) tightenKerning: (id) sender;

- (void) toggleContinuousSpellChecking: (id) sender;

- (void) toggleTraditionalCharacterShape: (id) sender;

- (void) turnOffKerning: (id) sender;

- (void) turnOffLigatures: (id) sender;

- (void) updateDragTypeRegistration;

- (void) updateFontPanel;

- (void) updateInsertionPointStateAndRestartTimer: (BOOL) restartFlag;

- (void) updateRuler;

- (void) useAllLigatures: (id) sender;

- (void) useStandardKerning: (id) sender;

- (void) useStandardLigatures: (id) sender;

- (id) valueRequestorForSendType: (NSString \*) sendType returnType: (NSString \*) returnType;

- (NSArray \*) writablePasteboardTypes;

- (BOOL) writeSelectionToPasteboard: (NSPasteboard \*) pboard type: (NSString \*) type;

- (BOOL) writeSelectionToPasteboard: (NSPasteboard \*) pboard types: (NSArray \*) types;

// Methods Implementing NSTextInput

- (void) insertText: (id) aString;

- (void) doCommandBySelector: (SEL) aSelector;

- (void) setMarkedText: (id) aString selectedRange: (NSRange) selRange;

- (void) unmarkText;

- (BOOL) hasMarkedText;

- (long) conversationIdentifier;

- (NSAttributedString \*) attributedSubstringFromRange: (NSRange) theRange;

- (NSRange) markedRange;

- (NSRange) selectedRange;

- (NSRect) firstRectForCharacterRange: (NSRange) theRange;

- (unsigned int) characterIndexForPoint: (NSPoint) thePoint;

- (NSArray\*) valueAttributesForMarkedText;

// Methods Implemented by the Delegate

```
- (void) textView: (NSTextView *) textView clickedOnCell: (id <NSTextAttachmentCell>) cell  
inRect: (NSRect) cellFrame;
```

```
- (void) textView: (NSTextView *) textView clickedOnCell: (id <NSTextAttachmentCell>) cell  
inRect: (NSRect) cellFrame atIndex: (unsigned) charIndex;
```

```
- (BOOL) textView: (NSTextView *) textView clickedOnLink: (id) link;
```

```
- (BOOL) textView: (NSTextView *) textView clickedOnLink: (id) link atIndex: (unsigned) charIndex;
```

```
- (BOOL) textView: (NSTextView *) textView doCommandBySelector: (SEL) commandSelector;
```

```
- (void) textView: (NSTextView *) textView doubleClickedOnCell: (id <NSTextAttachmentCell>) cell  
inRect: (NSRect) cellFrame;
```

```
- (void) textView: (NSTextView *) textView doubleClickedOnCell: (id <NSTextAttachmentCell>) cell  
inRect: (NSRect) cellFrame atIndex: (unsigned) charIndex;
```

```
- (BOOL) textView: (NSTextView *) textView shouldChangeTextInRange: (NSRange) affectedCharRange  
replacementString: (NSString *) replacementString;
```

```
- (NSRange) textView: (NSTextView *) textView  
willChangeSelectionFromCharacterRange: (NSRange) oldSelectedCharRange  
toCharacterRange: (NSRange) newSelectedCharRange;
```

```
- (void) textView: (NSTextView *) view draggedCell: (id <NSTextAttachmentCell>) cell  
inRect: (NSRect) rect event: (NSEvent *) event;
```

```
- (void) textView: (NSTextView *) view draggedCell: (id <NSTextAttachmentCell>) cell inRect: (NSRect) rect  
event: (NSEvent *) event atIndex: (unsigned) charIndex;
```

```
- (NSArray *) textView: (NSTextView *) view writablePasteboardTypesForCell: (id <NSTextAttachmentCell>) cell  
atIndex: (unsigned) charIndex;
```

```
- (BOOL) textView: (NSTextView *) view writeCell: (id <NSTextAttachmentCell>) cell atIndex: (unsigned) charIndex  
toPasteboard: (NSPasteboard *) pboard type: (NSString *) type;
```

```
- (void) textViewDidChangeSelection: (NSNotification *) notification;
```

```
- (NSUndoManager *) undoManagerForTextView: (NSTextView *) view;
```

```
// Notifications
```

```
NSTextViewDidChangeSelectionNotification;
```

```
NSTextViewWillChangeNotifyingTextViewNotification;
```



Click [here](#) to show toolbars of the Web Online Help System: [show toolbars](#)

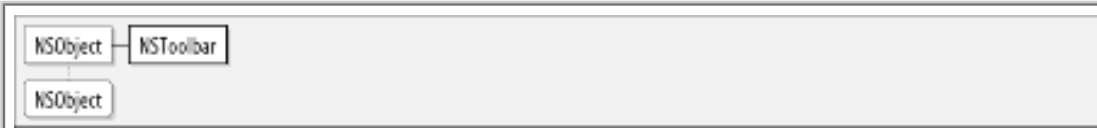
◀ PREVIOUS    NEXT ▶

[ [Team LiB](#) ]

## ***NSToolbar***

*Mac OS X 10.0*

This class manages a toolbar in an application window. Every toolbar has an identifier, and multiple toolbars in an application with the same identifier (say, in multiple open document windows) will keep the same state. Toolbar objects take a delegate that provides the toolbar with `NSToolbarItems` to populate the toolbar and the toolbar customization sheet.



```
@interface NSToolbar : NSObject
```

```
// Initializers
```

```
- (id)initWithIdentifier: (NSString *)identifier;
```

```
// Accessor Methods
```

```
- (void)setConfigurationFromDictionary: (NSDictionary *)configDict;
```

```
- (void)setDelegate: (id)delegate;
```

```
- (id)delegate;
```

```
- (void)setVisible: (BOOL)shown;
```

```
- (void)setAllowsUserCustomization: (BOOL)allowCustomization;
```

```
- (BOOL)allowsUserCustomization;
```

```
- (void)setDisplayMode: (NSToolbarDisplayMode)displayMode;
```

- (NSTool barDi spl ayMode) di spl ayMode;

- (voi d) setSi zeMode: (NSTool barSi zeMode) si zeMode;

- (NSTool barSi zeMode) si zeMode;

- (voi d) setAutosavesConf i gurati on: (BOOL) fl ag;

- (BOOL) aut osavesConf i gurati on;

// Instance Methods

- (NSDi cti onary \*) conf i gurati onDi cti onary;

- (NSSt ring \*) i denti fi er;

- (BOOL) cust omi zati onPal etteI sRunni ng;

- (voi d) insertI temWi thI temI denti fi er: (NSSt ring \*) i temI denti fi er atI ndex: (i nt) i ndex;

- (BOOL) i sVi si bl e;

- (NSArray \*) i tems;

- (voi d) removeI temAtI ndex: (i nt) i ndex;

- (voi d) runCust omi zati onPal ette: (i d) sender;

- (voi d) val i dateVi si bl eI tems;

- (NSArray \*) vi si bl eI tems;

// Methods Implemented by the Delegate

- (NSTool barI tem \*) tool bar: (NSTool bar \*) tool bar i temForI temI denti fi er: (NSSt ring \*) i temI denti fi er  
wi ll BeI nsertedI nt oTool bar: (BOOL) fl ag;

```
- (NSArray *) toolbarAllowedItemIdentifiers: (NSToolbar*) toolbar;
```

```
- (NSArray *) toolbarDefaultItemIdentifiers: (NSToolbar*) toolbar;
```

```
- (void) toolbarDidRemoveItem: (NSNotification *) notification;
```

```
- (void) toolbarWillAddItem: (NSNotification *) notification;
```

```
// Notifications
```

```
NSToolbarDidRemoveItemNotification;
```

```
NSToolbarWillAddItemNotification;
```

[\[ Team LiB \]](#)

[◀ PREVIOUS](#) [NEXT ▶](#)

[This HTML Help has been published using the chm2web software.](#)



Click [here](#) to show toolbars of the Web Online Help System: [show toolbars](#)

[\[ Team LiB \]](#)

◀ PREVIOUS


NEXT ▶

## ***NSToolbarItem***

*Mac OS X 10.0*

This class represents the controls that populate toolbars in the user interface. By default, a toolbar item is an icon with a label attached. This icon functions as a simple button. Like instances of `NSButton`, an `NSToolbarItem` object sends an action message to a target when the user clicks the item. To initialize a toolbar item, we use the method `initWithItemIdentifier:`. The identifier is simply a string used to uniquely identify the toolbar item. AppKit has a number of prebuilt toolbar items that are used for common tasks, such as opening the color panel or starting a print job. To take advantage of these standard toolbar items, initialize the toolbar item with one of the identifier strings listed in the constants herein.

The second type of toolbar item is a custom `NSView` assigned to the toolbar item. The method `setView:` can be used to create a view in Interface Builder (or programmatically) with a small set of controls suitable for a toolbar, and then create a toolbar item out of this view. This allows you to put standard AppKit controls (such as sliders or radio buttons) in the toolbar.



```
@interface NSToolbarItem : NSObject <NSCopying, NSValidatedUserInterfaceItem>
```

```
// Initializers
```

```
- (id) initWithItemIdentifier: (NSString *) itemIdentifier;
```

```
// Accessor Methods
```

```
- (void) setMinSize: (NSSize) size;
```

```
- (NSSize) minSize;
```

- (void) setTag: (int) tag;

- (int) tag;

- (void) setMaxSize: (NSUInteger) size;

- (NSUInteger) maxSize;

- (void) setLabel: (NSString \*) label;

- (NSString \*) label;

- (void) setTarget: (id) target;

- (id) target;

- (void) setPaletteLabel: (NSString \*) paletteLabel;

- (NSString \*) paletteLabel;

- (void) setEnabled: (BOOL) enabled;

- (void) setAction: (SEL) action;

- (SEL) action;

- (void) setImage: (NSImage\*) image;

- (NSImage \*) image;

- (void) setToolTip: (NSString\*) tooltip;

- (NSString \*) tooltip;

```
- (void) setView: (NSView *) view;
```

```
- (NSView *) view;
```

```
- (void) setMenuFormRepresentation: (NSMenuItem *) menuItem;
```

```
- (NSMenuItem *) menuFormRepresentation;
```

```
// Instance Methods
```

```
- (BOOL) allowsDuplicatesInToolBar;
```

```
- (BOOL) isEnabled;
```

```
- (NSString *) itemIdentifier;
```

```
- (NSToolbar *) toolbar;
```

```
- (void) validate;
```

```
// Methods Implementing NSCopying
```

```
- (id) copyWithZone: (NSZone *) zone;
```

```
// Methods Implementing NSValidatedUserInterfaceItem
```

```
- (SEL) action;
```

```
- (int) tag;
```

Click [here](#) to show toolbars of the Web Online Help System: [show toolbars](#)

◀ PREVIOUS    NEXT ▶

[ [Team LIB](#) ]

## ***NSTypesetter***

*Mac OS X 10.0*

This abstract class provides an interface to objects that **NSLayoutManager** uses to layout lines in a text container. The Application Kit implements a single concrete subclass of **NSTypesetter** in **NSSimpleHorizontalTypesetter**. For more information about Cocoa's text layout system, see [Chapter 5](#).



```
@interface NSTypesetter : NSObject
```

```
// Class Methods
```

```
+ (NSTypesetterBehavior) defaultTypesetterBehavior;
```

```
+ (NSSize) printingAdjustmentInLayoutManager: (NSLayoutManager *) layoutManager  
  forNominallyphRange: (NSRange) nominallyphRange  
  packedGlyphs: (const unsigned char *) packedGlyphs count: (unsigned) packedGlyphsCount;
```

```
+ (id) sharedSystemTypesetter;
```

```
+ (id) sharedSystemTypesetterForBehavior: (NSTypesetterBehavior) theBehavior;
```

```
// Instance Methods
```

```
- (float) baselineOffsetInLayoutManager: (NSLayoutManager *) layoutManager glyphIndex: (unsigned) glyphIndex;
```

```
- (void) layoutGlyphsInLayoutManager: (NSLayoutManager *) layoutManager  
  startingAtGlyphIndex: (unsigned) startGlyphIndex numberOfLineFragments: (unsigned) maxNumLines  
  nextGlyphIndex: (unsigned *) nextGlyph;
```

### **Subclasses**

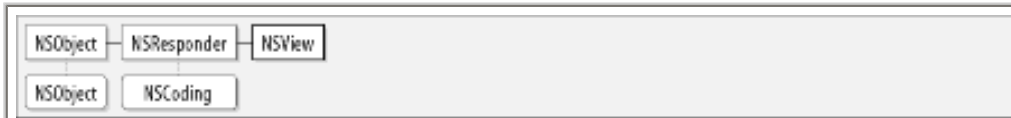
**NSSimpleHorizontalTypesetter**



## NSView

Mac OS X 10.0

This is the Cocoa interface to Mac OS X's graphics APIs, including Quartz 2D, OpenGL (using [NSOpenGLView](#)), and QuickDraw (using [NSQuickDrawView](#)). Anything that is drawn to screen in Cocoa is done so within a view object. Developers can implement custom drawing behavior by subclassing [NSView](#) and overriding the `drawRect:` method. See [Chapter 3](#) for more information on how views relate to other classes in the AppKit.



```
@interface NSView : NSResponder

// Initializers

- (id)initWithFrame: (NSRect) frameRect;

// Accessor Methods

- (void)setBoundsSize: (NSSize) newSize;

- (void)setFrameOrigin: (NSPoint) newOrigin;

- (void)setFrame: (NSRect) frameRect;

- (NSRect)frame;

- (void)setAutoresizingMask: (unsigned int) mask;

- (unsigned int)autoresizingMask;

- (void)setUpGState;

- (void)setBoundsRotatedIn: (float) angle;
```

- (float) boundsRotati on;

- (void) setAut oresi zesSubvi ews: (BOOL) fl ag;

- (BOOL) aut oresi zesSubvi ews;

- (void) setNeedsDi spl ayI nRect: (NSRect) i nval i dRect;

- (void) setBoundsOri gi n: (NSPoi nt) newOri gi n;

- (void) setFrameRotati on: (float) angl e;

- (float) frameRotati on;

- (void) setNeedsDi spl ay: (BOOL) fl ag;

- (BOOL) needsDi spl ay;

- (void) setTool Ti p: (NSSt ring \*) st ring;

- (NSSt ring \*) tool Ti p;

- (void) setFrameSi ze: (NSSi ze) newSi ze;

- (void) setBounds: (NSRect) aRect;

- (NSRect) bounds;

- (void) setPostsFrameChangedNot i fi cati ons: (BOOL) fl ag;

- (BOOL) postsFrameChangedNot i fi cati ons;

- (void) setPostsBoundsChangedNot i fi cati ons: (BOOL) fl ag;

- (BOOL) postsBoundsChangedNot i fi cati ons;

// Class Methods

+ (NSMenu \*) defaul tMenu;

+ (NSVi ew \*) focusVi ew;

// Instance Methods

- (BOOL) acceptsFirstResponder: (NSEvent \*) theEvent;

- (NSView \*) ancestorSharedWithView: (NSView \*) aView;

- (void) addSubview: (NSView \*) aView;

- (void) addSubview: (NSView \*) aView positioned: (NSWindowOrderingMode) place relativeTo: (NSView \*) otherView;

- (void) allocateGState;

- (NSToolTipTag) addToolTipRect: (NSRect) aRect owner: (id) anObject userData: (void \*) data;

- (void) addCursorRect: (NSRect) aRect cursor: (NSCursor \*) anObj;

- (NSTrackingRectTag) addTrackingRect: (NSRect) aRect owner: (id) anObject userData: (void \*) data  
assumeInside: (BOOL) flag;

- (BOOL) autoscroll: (NSEvent \*) theEvent;

- (void) beginDocument;

- (void) beginPageInRect: (NSRect) aRect atPlacement: (NSPoint) location;

- (BOOL) canDraw;

- (void) adjustPageHeightNew: (float \*) newBottom top: (float) oldTop bottom: (float) oldBottom  
limit: (float) bottomLimit;

- (void) adjustPageWidthNew: (float \*) newRight left: (float) oldLeft right: (float) oldRight limit: (float)  
rightLimit;

- (NSRect) adjustScroll: (NSRect) newVisible;

- (NSRect) centerScanRect: (NSRect) aRect;

- (NSPoint) convertPoint: (NSPoint) aPoint fromView: (NSView \*) aView;

- (NSPoint) convertPoint: (NSPoint) aPoint toView: (NSView \*) aView;

- (NSRect) convertRect: (NSRect) aRect fromView: (NSView \*) aView;



- (NSRect) convertRect: (NSRect) aRect toView: (NSView \*) aView;

- (NSSize) convertSize: (NSSize) aSize fromView: (NSView \*) aView;

- (NSSize) convertSize: (NSSize) aSize toView: (NSView \*) aView;

- (NSData \*) dataWithEPSInRect: (NSRect) rect;

- (NSData \*) dataWithPDFInRect: (NSRect) rect;

- (void) didAddSubview: (NSView \*) subview;

- (void) didScrollCursorRects;

- (void) display;

- (void) displayIfNeeded;

- (void) displayIfNeededIgnoringOpacity;

- (void) displayIfNeededInRect: (NSRect) rect;

- (void) displayIfNeededInRectIgnoringOpacity: (NSRect) rect;

- (void) displayRect: (NSRect) rect;

- (void) displayRectIgnoringOpacity: (NSRect) rect;

- (void) drawPageBorderWithSize: (NSSize) borderSize;

- (void) drawRect: (NSRect) rect;

- (void) drawSheetBorderWithSize: (NSSize) borderSize;

- (NSScrollView \*) enclosingScrollView;

- (void) endDocument;

- (void) endPage;

- (int) gState;

- (float) heightAdjustLimit;

- (NSView \*) hitTest: (NSPoint) aPoint;

- (BOOL) isLineResize;

- (BOOL) isDescendantOf: (NSView \*) aView;

- (BOOL) isFlipped;

- (BOOL) isOpaque;

- (BOOL) isRotatedFromBase;

- (BOOL) isRotatedOrScaledFromBase;

- (BOOL) knowsPageRange: (NSRangePointer) range;

- (NSPoint) locationOfPrintRect: (NSRect) aRect;

- (void) lockFocus;

- (BOOL) lockFocusIfCanDraw;

- (NSMenu \*) menuForEvent: (NSEvent \*) event;

- (BOOL) mouse: (NSPoint) aPoint inRect: (NSRect) aRect;

- (BOOL) mouseDownCanMoveWindow;

- (BOOL) needsPanelToBecomeKey;

- (NSView \*) opaqueAncestor;

- (BOOL) performKeyEquivalent: (NSEvent \*) theEvent;

- (void) print: (id) sender;

- (NSString \*) printJobTitle;

- (NSRect) rectForPage: (int) page;

- (void) reflectScrolledClipView: (NSClipView \*) aClipView;

- (void) releaseGameState;

- (void) removeAllToolTips;

- (void) removeCursorRect: (NSRect) aRect cursor: (NSCursor \*) anObj;

- (void) removeFromSuperview;

- (void) removeFromSuperviewWithoutNeedingDisplay;

- (void) removeToolTip: (NSToolTipTag) tag;

- (void) removeTrackingRect: (NSTrackingRectTag) tag;

- (void) renewGameState;

- (void) replaceSubview: (NSView \*) oldView with: (NSView \*) newView;

- (void) resetCursorRects;

- (void) resignSubviewsWithOldSize: (NSSize) oldSize;

- (void) resignWithOldSuperviewSize: (NSSize) oldSize;

- (void) rotateByAngle: (float) angle;

- (void) scaleUnitSquareToSize: (NSSize) newSize;

- (void) scrollClipView: (NSClipView \*) aClipView toPoint: (NSPoint) aPoint;

- (void) scrollPoint: (NSPoint) aPoint;

- (void) scrollRect: (NSRect) aRect by: (NSSize) delta;

- (BOOL) scrollRectToVisible: (NSRect) aRect;

- (BOOL) shouldDelayWindowOrderingForEvent: (NSEvent \*) theEvent;

- (BOOL) shouldDrawColor;

- (void) sortSubviewsUsingFunction: (int (\*)(id, id, void \*)) compare context: (void \*) context;

- (NSArray \*) subviews;

- (NSView \*) superview;

- (int) tag;

- (void) translateOriginToPoint: (NSPoint) translation;

- (void) unlockFocus;

- (void) viewDidEndLiveResize;

- (void) viewDidMoveToSuperview;

- (void) viewDidMoveToWindow;

- (void) viewWillMoveToSuperview: (NSView \*) newSuperview;

- (void) viewWillMoveToWindow: (NSWindow \*) newWindow;

- (void) viewWillStartLiveResize;

- (id) viewWithTag: (int) aTag;

- (NSRect) visibleRect;

- (float) widthAdjustLimit;

- (void) willRemoveSubview: (NSView \*) subview;

- (NSWindow \*) window;

- (void) writeEPSInsideRect: (NSRect) rect toPasteboard: (NSPasteboard \*) pasteboard;

- (void) writePDFInsideRect: (NSRect) rect toPasteboard: (NSPasteboard \*) pasteboard;

// Notifications

NSViewBoundsDidChangeNotification;

NSViewFocusDidChangeNotification;

NSViewFrameDidChangeNotification;

NSViewGlobalFrameDidChangeNotification;

## Subclasses

NSBox, NSClipView, NSControl, NSMenuView, NSMoveView, NSOpenGLView, NSProgressIndicator, NSQuickDrawView, NSRulerView, NSScrollView, NSSplitView, NSTabView, NSTableViewHeaderView, NSTextView

[\[ Team Lib \]](#)

[◀ PREVIOUS](#) [NEXT ▶](#)

[This HTML Help has been published using the chm2web software.](#)

## ***NSWindow***

*Mac OS X 10.0*

This class declares an interface to application windows and is one of the key components of the Application Kit architecture. **NSWindow** objects are responsible for managing and displaying a hierarchy of views within the window, as well as handling mouse and keyboard events that occur in the window.



```
@interface NSWindow : NSResponder
```

```
// Initializers
```

```
- (id)initWithContentRect:(NSRect)contentRect styleMask:(unsigned int)aStyle  
backing:(NSBackingStoreType)bufferingType defer:(BOOL)flag;
```

```
- (id)initWithContentRect:(NSRect)contentRect styleMask:(unsigned int)aStyle  
backing:(NSBackingStoreType)bufferingType defer:(BOOL)flag screen:(NSScreen *)screen;
```

```
- (NSWindow *)initWithWindowRef:(void * /* WindowRef */)windowRef;
```

```
- (NSView *)initWithFirstResponder;
```

```
// Accessor Methods
```

```
- (void)setAspectRatio:(NSSize)ratio;
```

```
- (NSSize)aspectRatio;
```

```
- (void)setOrderIndex:(int)index;
```

```
- (int)orderIndex;
```

```
- (void)setIsVisible:(BOOL)flag;
```

```
- (BOOL)isVisible;
```

- (void) setTitle: (NSString \*) aString;

- (NSString \*) title;

- (void) setIsMiniaturized: (BOOL) flag;

- (BOOL) isMiniaturized;

- (void) setRepresentedFilename: (NSString \*) aString;

- (NSString \*) representedFilename;

- (void) setTitleWithRepresentedFilename: (NSString \*) filename;

- (void) setExcludedFromWindowsMenu: (BOOL) flag;

- (void) setIsZoomed: (BOOL) flag;

- (BOOL) isZoomed;

- (void) setMiniWindowTitle: (NSString \*) title;

- (NSString \*) miniWindowTitle;

- (void) setDelegate: (id) anObject;

- (id) delegate;

- (void) setToolBar: (NSToolbar \*) toolBar;

- (NSToolbar \*) toolBar;

- (void) setDefaultButtonCell: (NSButtonCell \*) defButt;

- (NSButtonCell \*) defaultButtonCell;

- (void) setParentWindow: (NSWindow \*) window;

- (NSWindow \*) parentWindow;

- (void) setFrame: (NSRect) frameRect display: (BOOL) flag;

- (NSRect) frame;

- (void) setFrameOrigin: (NSPoint) aPoint;

- (void) setFrameTopLeftPoint: (NSPoint) aPoint;

- (void) setFrame:(NSRect) frameRect display: (BOOL) displayFlag animate: (BOOL) animateFlag;

- (void) setResizeIncrements: (NSSize) increments;

- (NSSize) resizeIncrements;

- (void) setWindowController: (NSWindowController \*) windowController;

- (id) windowController;

- (void) setMovableByWindowBackground: (BOOL) flag;

- (void) setIgnoresMouseEvents: (BOOL) flag;

- (BOOL) ignoresMouseEvents;

- (void) setAcceptsMouseMovedEvents: (BOOL) flag;

- (BOOL) acceptsMouseMovedEvents;

- (void) setMaxSize: (NSSize) size;

- (NSSize) maxSize;

- (void) setMiniWindowImage: (NSImage \*) image;

- (NSImage \*) miniWindowImage;

- (void) setCanHide: (BOOL) flag;

- (BOOL) canHide;

- (BOOL) setFrameAutosaveName: (NSString \*) name;

- (NSString \*) setFrameAutosaveName;



- (BOOL) setFrameUsingName: (NSString \*) name;

- (void) setAutodisplay: (BOOL) flag;

- (BOOL) setFrameUsingName: (NSString \*) name force: (BOOL) force;

- (void) setFrameFromString: (NSString \*) string;

- (void) setOpaque: (BOOL) isOpaque;

- (void) setAlphaValue: (float) windowAlpha;

- (float) alphaValue;

- (void) setHasShadow: (BOOL) hasShadow;

- (BOOL) hasShadow;

- (void) setReleasedWhenClosed: (BOOL) flag;

- (void) setDynamicDepthLimit: (BOOL) flag;

- (void) setHidesOnDeactivate: (BOOL) flag;

- (BOOL) hidesOnDeactivate;

- (void) setLevel: (int) newLevel;

- (int) level;

- (void) setBackgroundType: (NSBackingStoreType) bufferingType;

- (NSBackingStoreType) backingType;

- (void) setOneShot: (BOOL) flag;

- (void) setBackgroundColor: (NSColor \*) color;

- (NSColor \*) backgroundColor;

- (void) setMinSize: (NSSize) size;

- (NSSize) minSize;

- (void) setContentView: (NSView \*) aView;

- (id) contentView;

- (void) setDocumentEdited: (BOOL) flag;

- (void) setInitialFirstResponder: (NSView \*) view;

- (void) setShowsResizeIndicator: (BOOL) show;

- (BOOL) showsResizeIndicator;

- (void) setViewsNeedDisplay: (BOOL) flag;

- (BOOL) viewsNeedDisplay;

- (void) setDepthLimit: (NSWindowDepth) limit;

- (NSWindowDepth) depthLimit;

- (void) setContentSize: (NSSize) aSize;

// Class Methods

+ (NSRect) contentRectForFrameRect: (NSRect) fRect styleMask: (unsigned int) aStyle;

+ (NSWindowDepth) defaultDepthLimit;

+ (NSRect) frameRectForContentRect: (NSRect) cRect styleMask: (unsigned int) aStyle;

+ (void) menuChanged: (NSMenu \*) menu;

+ (float) minFrameWidthWithTitle: (NSString \*) aTitle styleMask: (unsigned int) aStyle;

+ (void) removeFrameUsingName: (NSString \*) name;

+ (NSButton \*) standardWindowButton: (NSWindowButton) b forStyleMask: (unsigned int) styleMask;

// Instance Methods

- (BOOL) canBecomeKeyWindow;

- (BOOL) canBecomeMainWindow;

- (void) becomeKeyWindow;

- (NSArray \*) childWindows;

- (void) becomeMainWindow;

- (void) addChildWindow: (NSWindow \*) childWindow ordered: (NSWindowOrderingMode) place;

- (NSTimeInterval) animationResizeTime: (NSRect) newFrame;

- (NSPoint) cascadeTopLeftFromPoint: (NSPoint) topLeftPoint;

- (NSWindow \*) attachedSheet;

- (NSEvent \*) currentEvent;

- (void) cacheImageInRect: (NSRect) aRect;

- (void) close;

- (BOOL) canStoreColor;

- (BOOL) areCursorRectsEnabled;

- (void) center;

- (NSRect) constrainFrameRect: (NSRect) frameRect toScreen: (NSScreen \*) screen;

- (NSPoint) convertBaseToScreen: (NSPoint) aPoint;

- (NSPoint) convertScreenToBase: (NSPoint) aPoint;

- (NSData \*) dataWithEPSInsideRect: (NSRect) rect;

- (NSData \*) dataWithPDFInsideRect: (NSRect) rect;

- (NSScreen \*) deepestScreen;

- (void) demi ni aturi ze: (id) sender;

- (NSDictionary \*) devi ceDescri pt i on;

- (void) di sabl eCursorRects;

- (void) di sabl eFl ushWi ndow;

- (void) di sabl eKeyEqui val entForDefaul tBut tonCel l ;

- (void) di scardCachedI mage;

- (void) di scardCursorRects;

- (void) di scardEvent sMat chi ngMask: (unsigned int) mask beforeEvent: (NSEvent \*) lastEvent;

- (void) di spl ay;

- (void) di spl ayI fNeeded;

- (void) dragI mage: (NSImage \*) anI mage at: (NSPoint) baseLocati on offset: (NSSi ze) i ni ti al Offset  
event: (NSEvent \*) event pasteboard: (NSPasteboard \*) pboard source: (id) sourceObj sl i deBack: (BOOL)  
sl i deFl ag;

- (NSArray \*) drawers;

- (void) enabl eCursorRects;

- (void) enabl eFl ushWi ndow;

- (void) enabl eKeyEqui val entForDefaul tBut tonCel l ;

- (void) endEdi ti ngFor: (id) anObj ect;

- (NSText \*) fi el dEdi tor: (BOOL) creat eFl ag forObj ect: (id) anObj ect;

- (NSResponder \*) fi rstResponder;

- (void) fl ushWi ndow;

- (void) fl ushWi ndowI fNeeded;

- (int) gSt ate;

- (id) handleCloseScriptCommand: (NSCloseCommand \*) command;

- (id) handlePrintScriptCommand: (NSScriptCommand \*) command;

- (id) handleSaveScriptCommand: (NSScriptCommand \*) command;

- (BOOL) hasCloseBox;

- (BOOL) hasDynamicDepthLimit;

- (BOOL) hasTitleBar;

- (void) invalidateCursorRectsForView: (NSView \*) aView;

- (void) invalidateShadow;

- (BOOL) isAutodisplay;

- (BOOL) isDocumentEdited;

- (BOOL) isExcludedFromWindowsMenu;

- (BOOL) isFloatingPanel;

- (BOOL) isFlushWindowDisabled;

- (BOOL) isKeyWindow;

- (BOOL) isMainWindow;

- (BOOL) isMinimizable;

- (BOOL) isModalPanel;

- (BOOL) isMovableByWindowBackground;

- (BOOL) isOneShot;

- (BOOL) isOpaque;

- (BOOL) isReleasedWhenClosed;

- (BOOL) isResizable;

- (BOOL) isSheet;

- (BOOL) isZoomable;

- (void) keyDown: (NSEvent \*) theEvent;

- (NSSelectionDirection) keyViewSelectionDirection;

- (BOOL) makeFirstResponder: (NSResponder \*) aResponder;

- (void) makeKeyAndOrderFront: (id) sender;

- (void) makeKeyWindow;

- (void) makeMainWindow;

- (void) minimize: (id) sender;

- (NSPoint) mouseLocationOutsideOfEventStream;

- (NSEvent \*) nextEventMatchingMask: (unsigned int) mask;

- (NSEvent \*) nextEventMatchingMask: (unsigned int) mask untilDate: (NSDate \*) expiration inMode: (NSString \*) mode dequeue: (BOOL) dequeueFlag;

- (void) orderBack: (id) sender;

- (void) orderFront: (id) sender;

- (void) orderFrontRegardless;

- (void) orderOut: (id) sender;

- (void) orderWindow: (NSWindowOrderingMode) place relativeTo: (int) otherWin;

- (void) performClose: (id) sender;

- (void) performMinimize: (id) sender;

- (void) performZoom: (id) sender;

- (void) postEvent: (NSEvent \*) event atStart: (BOOL) flag;

- (void) print: (id) sender;

- (void) registerForDraggedTypes: (NSArray \*) newTypes;

- (void) removeChildWindow: (NSWindow \*) childWindow;

- (void) resetCursorRects;

- (void) resignKeyWindow;

- (void) resignMainWindow;

- (int) resizeModeFlags;

- (void) restoreCachedImage;

- (void) runToolbarCustomizationPalette: (id) sender;

- (void) saveFrameUsingName: (NSString \*) name;

- (NSScreen \*) screen;

- (void) selectKeyViewFollowingView: (NSView \*) aView;

- (void) selectKeyViewPrecedingView: (NSView \*) aView;

- (void) selectNextKeyView: (id) sender;

- (void) selectPreviousKeyView: (id) sender;

- (void) sendEvent: (NSEvent \*) theEvent;

- (NSButton \*) standardWindowButton: (NSWindowButton) b;

- (NSString \*) stringWithSavedFrame;

- (unsigned int) styleMask;

- (void) toggleToolbarShown: (id) sender;

- (BOOL) tryToPerform: (SEL) anAction with: (id) anObject;

- (void) unregisterDraggedTypes;

- (void) update;

- (void) useOptimizedDrawing: (BOOL) flag;

- (id) validRequestorForSendType: (NSString \*) sendType returnType: (NSString \*) returnType;

- (void \* /\*HWND\*/) windowHandle;

- (int) windowNumber;

- (void \* /\* WindowRef \*/) windowRef;

- (BOOL) worksWhenModal;

- (void) zoom: (id) sender;

// Methods Implemented by the Delegate

- (void) windowDidBecomeKey: (NSNotification \*) notification;

- (void) windowDidBecomeMain: (NSNotification \*) notification;

- (void) windowDidChangeScreen: (NSNotification \*) notification;

- (void) windowDidDeminiaturize: (NSNotification \*) notification;

- (void) windowDidEndSheet: (NSNotification \*) notification;

- (void) windowDidExpose: (NSNotification \*) notification;

- (void) windowDidMiniaturize: (NSNotification \*) notification;

- (void) windowDidMove: (NSNotification \*) notification;

- (void) windowDidResignKey: (NSNotification \*) notification;

- (void) windowDidResignMain: (NSNotification \*) notification;



- (void) windowDidResize: (NSNotification \*) notification;

- (void) windowDidUpdate: (NSNotification \*) notification;

- (BOOL) windowShouldClose: (id) sender;

- (BOOL) windowShouldZoom: (NSWindow \*) window toFrame: (NSRect) newFrame;

- (void) windowWillBeginSheet: (NSNotification \*) notification;

- (void) windowWillClose: (NSNotification \*) notification;

- (void) windowWillMiniaturize: (NSNotification \*) notification;

- (void) windowWillMove: (NSNotification \*) notification;

- (NSSize) windowWillResize: (NSWindow \*) sender toSize: (NSSize) frameSize;

- (id) windowWillReturnFirstResponder: (NSWindow \*) sender toObject: (id) client;

- (NSUndoManager \*) windowWillReturnUndoManager: (NSWindow \*) window;

- (NSRect) windowWillUseStandardFrame: (NSWindow \*) window defaultFrame: (NSRect) newFrame;

// Notifications

NSWindowDidBecomeKeyNotification;

NSWindowDidBecomeMainNotification;

NSWindowDidChangeScreenNotification;

NSWindowDidDeminiaturizeNotification;

NSWindowDidEndSheetNotification;

NSWindowDidMiniaturizeNotification;

NSWindowDidMoveNotification;

NSWindowDidResignKeyNotification;

NSWindowDidResignKeyNotification;

NSWindowDidResignFirstResponder;

NSWindowDidUpdateNotification;

NSWindowWillBeginSheetNotification;

NSWindowWillCloseNotification;

NSWindowWillMiniaturizeNotification;

NSWindowWillMoveNotification;

## Subclasses

NSPanel

[\[ Team LiB \]](#)

[← PREVIOUS](#) [NEXT →](#)

[This HTML Help has been published using the chm2web software.](#)

Click [here](#) to show toolbars of the Web Online Help System: [show toolbars](#)


[\[ Team LIB \]](#)

◀ PREVIOUS    NEXT ▶

## ***NSWindowController***

*Mac OS X 10.0*

This is one of the three classes that makes up Cocoa's document-based application architecture; the other two classes are `NSDocument` and `NSDocumentController`. Instances of `NSWindowController` are responsible for managing a single window for a document. `NSWindowController` has a close relationship with windows contained in nib files, which is evident in the initializer `initWithWindowNibName:`. This initializer will load the window in the nib and take ownership over it. See [Chapter 3](#) for more information on `NSWindowController` and its role in document-based applications.



```
@interface NSWindowController : NSResponder <NSCoding>
```

```
// Initializers
```

```
- (id) initWithWindow: (NSWindow *) window;
```

```
- (id) initWithWindowNibName: (NSString *) windowNibName;
```

```
- (id) initWithWindowNibName: (NSString *) windowNibName owner: (id) owner;
```

```
- (id) initWithWindowNibNamePath: (NSString *) windowNibNamePath owner: (id) owner;
```

```
// Accessor Methods
```

```
- (void) setWindowFrameAutosaveName: (NSString *) name;
```

- (NSString \*) windowFrameAutosaveName;

- (void) setWindow: (NSWindow \*) window;

- (NSWindow \*) window;

- (void) setDocumentEdited: (BOOL) dirtyFlag;

- (void) setShouldCloseDocument: (BOOL) flag;

- (BOOL) shouldCloseDocument;

- (void) setDocument: (NSDocument \*) document;

- (id) document;

- (void) setShouldCascadeWindows: (BOOL) flag;

- (BOOL) shouldCascadeWindows;

#### // Instance Methods

- (void) close;

- (BOOL) isWindowLoaded;

- (void) loadWindow;

- (id) owner;

- (IBAction) showWindow: (id) sender;

- (void) synchronizeWindowTitleWithDocumentName;

```
- (void) windowDidLoad;
```

```
- (NSString *) windowNibName;
```

```
- (NSString *) windowNibNamePath;
```

```
- (NSString *) windowTitleForDocumentDisplayName: (NSString *) displayName;
```

```
- (void) windowWillLoad;
```

```
// Methods Implementing NSCoder
```

```
- (void) encodeWithCoder: (NSCoder *) aCoder;
```

```
- (id) initWithCoder: (NSCoder *) aDecoder;
```

[\[ Team LIB \]](#)

◀ PREVIOUS

NEXT ▶

[This HTML Help has been published using the chm2web software.](#)

Click [here](#) to show toolbars of the Web Online Help System: [show toolbars](#)

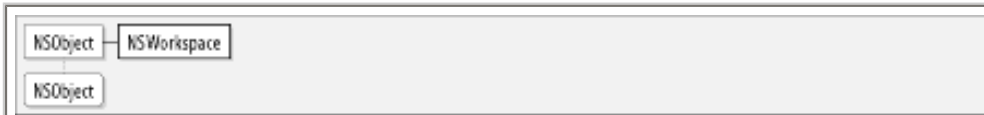
◀ PREVIOUS    NEXT ▶

[ [Team LiB](#) ]

## *NSWorkspace*

*Mac OS X 10.0*

This class makes available to Cocoa applications many of Mac OS X's "workspace" services, which are essentially those services provided by the Finder. **NSWorkspace** provides methods for discovering characteristics of the workspace, such as what GUI applications are running and what volumes are mounted. Additionally, applications can use **NSWorkspace** to open files and URLs as if they were opened in the Finder. Each application has a single shared instance of **NSWorkspace** that is accessed with the method **sharedWorkspace**.



```
@interface NSWorkspace : NSObject
```

```
// Class Methods
```

```
+ (NSWorkspace *)sharedWorkspace;
```

```
// Instance Methods
```

```
- (NSDictionary *)activeApplications;
```

```
- (void)checkForRemovableMedia;
```

```
- (int)extendPowerOffBy: (int)requested;
```

```
- (BOOL)fileSystemChanged;
```

```
- (void)findApplications;
```

```
- (NSString *)fullPathForApplication: (NSString *)appName;
```

```
- (BOOL)getFileSystemInfoForPath: (NSString *)fullPath isRemovable: (BOOL *)removableFlag  
isWritable: (BOOL *)writableFlag isUnmountable: (BOOL *)unmountableFlag description: (NSString **)  
description  
type: (NSString **)fileSystemType;
```

```
- (BOOL)getInfoForFile: (NSString *)fullPath application: (NSString **)appName type: (NSString **)type;
```

- (void) hideOtherApplications;

- (NSImage \*) iconForFile: (NSString \*) fullPath;

- (NSImage \*) iconForFileType: (NSString \*) fileType;

- (NSImage \*) iconsForFiles: (NSArray \*) fullPaths;

- (BOOL) isFilePackageAtPath: (NSString \*) fullPath;

- (BOOL) launchApplication: (NSString \*) appName;

- (BOOL) launchApplication: (NSString \*) appName showIcon: (BOOL) showIcon autoLaunch: (BOOL) autoLaunch;

- (NSArray \*) launchedApplications;

- (NSArray \*) mountNewRemovableMedia;

- (NSArray \*) mountedLocalVolumePaths;

- (NSArray \*) mountedRemovableMedia;

- (void) noteFileSystemChanged;

- (void) noteFileSystemChanged: (NSString \*) path;

- (void) noteUserDefaultsChanged;

- (NSNotificationCenter \*) notificationCenter;

- (BOOL) openFile: (NSString \*) fullPath;

- (BOOL) openFile: (NSString \*) fullPath fromImage: (NSImage \*) anImage at: (NSPoint) point inView: (NSView \*) aView;

- (BOOL) openFile: (NSString \*) fullPath withApplication: (NSString \*) appName;

- (BOOL) openFile: (NSString \*) fullPath withApplication: (NSString \*) appName andDeactivate: (BOOL) flag;

- (BOOL) openTempFile: (NSString \*) fullPath;

- (BOOL) openURL: (NSURL \*) url;

```
- (BOOL)performFileOperation:(NSString *)operation source:(NSString *)source destination:(NSString *)destination  
    files:(NSArray *)files tag:(int *)tag;
```

```
- (BOOL)selectFile:(NSString *)fullPath inFileViewerRootedAtPath:(NSString *)rootFullPath;
```

```
- (void)slideImage:(NSImage *)image from:(NSPoint)fromPoint to:(NSPoint)toPoint;
```

```
- (BOOL)unmountAndEjectDeviceAtPath:(NSString *)path;
```

```
- (BOOL)userDefaultsChanged;
```

```
// Notifications
```

```
NSNotificationWillPowerOffNotification;
```



Click [here](#) to show toolbars of the Web Online Help System: [show toolbars](#)

[\[ Team LiB \]](#)

◀ PREVIOUS

NEXT ▶

## Chapter 16. Application Kit Protocols

This chapter covers the protocols of the Application Kit. The Application Kit implements all of the graphical user interface components of Cocoa, including the complete standard Aqua widget set. Additionally, the Application Kit provides classes for interacting with the Quartz 2D drawing system, and for managing and accessing resources such as colors, fonts, and printers. The Application Kit is introduced in [Chapter 3](#).

[Chapter 4](#) and [Chapter 5](#) went into more detail about those aspects of the Application Kit.

[\[ Team LiB \]](#)

◀ PREVIOUS

NEXT ▶

---

[This HTML Help has been published using the chm2web software.](#)

Click [here](#) to show toolbars of the Web Online Help System: [show toolbars](#)

[\[ Team LiB \]](#)

◀ PREVIOUS

NEXT ▶

## ***NSAccessibility***

*Mac OS X 10.2*

Cocoa provides support for accessibility, which gives Cocoa applications the ability to work with other assistive applications, such as screen readers. This informal protocol declares the methods that classes in an application must implement to interface with the accessibility system. The great majority of Application Kit classes implement this protocol, meaning that Cocoa applications are largely accessible to assistive technologies. However, if you do a great deal of customization to existing Cocoa classes, it may be necessary to implement portions of the protocol yourself.

```
@interface NSObject (NSAccessibility)
```

```
// Instance Methods
```

```
- (NSArray *) accessibilityAttributeNames;
```

```
- (id) accessibilityAttributeValue: (NSString *) attribute;
```

```
- (BOOL) accessibilityIsAttributeSettable: (NSString *) attribute;
```

```
- (void) accessibilitySetValue: (id) value forAttribute: (NSString *) attribute;
```

```
- (NSArray *) accessibilityActionNames;
```

```
- (NSString *) accessibilityActionDescription: (NSString *) action;
```

```
- (void) accessibilityPerformAction: (NSString *) action;
```

```
- (BOOL) accessibilityIsIgnored;
```

- (id) accessibilityHitTest: (NSPoint) point;

- (id) accessibilityFocusedUIElement;

@end

[\[ Team LIB \]](#)

◀ PREVIOUS

NEXT ▶

[This HTML Help has been published using the chm2web software.](#)

Click [here](#) to show toolbars of the Web Online Help System: [show toolbars](#)

[\[ Team LiB \]](#)

◀ PREVIOUS

NEXT ▶

## ***NSChangeSpelling***

*Mac OS X 10.0*

This protocol declares the single action method `changeSpelling:`, implemented to receive messages from the Spelling panel notifying them of text selections that need to be replaced. The sender of the `changeSpelling:` message is the Spelling panel. Classes should implement this method to query the sender for the word that the user has selected in the panel, and replace the current selection with that word.

```
@protocol NSChangeSpelling
// Instance Methods
- (void)changeSpelling:(id)sender;
@end
```

[\[ Team LiB \]](#)

◀ PREVIOUS

NEXT ▶

[This HTML Help has been published using the chm2web software.](#)

Click [here](#) to show toolbars of the Web Online Help System: [show toolbars](#)

[\[ Team LiB \]](#)

◀ PREVIOUS

NEXT ▶

## ***NSColorPickingCustom***

*Mac OS X 10.0*

This protocol declares an interface for classes to conform to provide custom color pickers for the color-picker panel. This protocol is used closely with the `NSColorPickingDefault` protocol, which declares the basic interface for color pickers. The most straightforward way to create a custom color picker for your application is to subclass `NSColorPicker`, and implement the methods of this protocol in your subclass.

```
@protocol NSColorPickingCustom
```

```
// Instance Methods
```

```
- (BOOL) supportsMode: (int) mode;
```

```
- (int) currentMode;
```

```
- (NSView *) provideNewView: (BOOL) initialRequest;
```

```
- (void) setColor: (NSColor *) newColor;
```

```
@end
```

[\[ Team LiB \]](#)

◀ PREVIOUS

NEXT ▶

[This HTML Help has been published using the chm2web software.](#)

Click [here](#) to show toolbars of the Web Online Help System: [show toolbars](#)

[\[ Team LiB \]](#)

◀ PREVIOUS

NEXT ▶

## ***NSColorPickingDefault***

*Mac OS X 10.0*

This protocol declares an interface for classes to conform to in order to provide custom color pickers for the color-picker panel. This protocol is used closely with the `NSColorPickingCustom` protocol. The Application Kit implements the methods of this protocol in the `NSColorPicker` class. The most straightforward way to create a custom color picker for your application is to subclass `NSColorPicker` and implement the methods of `NSColorPickingCustom` in your subclass.

```
@protocol NSColorPickingDefault
```

```
// Instance Methods
```

- (id) initWithPickerMask: (int) mask colorPanel: (NSColorPanel \*) owningColorPanel;
- (NSImage \*) provideNewButtonImage;
- (void) insertNewButtonImage: (NSImage \*) newButtonImage in: (NSButtonCell \*) buttonCell;
- (void) viewSizeChanged: (id) sender;
- (void) alphaControl AddedOrRemoved: (id) sender;
- (void) attachColorList: (NSColorList \*) colorList;
- (void) detachColorList: (NSColorList \*) colorList;
- (void) setMode: (int) mode;

```
@end
```



## *NSComboBoxCellDataSource*

*Mac OS X 10.0*

**NSComboBox** controls rely on data source objects to provide the contents of the combo box. This informal protocol provides the interface for **NSComboBoxCell** data source objects to implement. It declares methods that not only provide the contents of the combo box list, but support autocompletion behavior (where a string is returned from the data source that matches a partially completed string typed into the combo box field). At a minimum, data source objects must implement the methods **comboBoxCell:** **objectValueForItemAtIndex:** and **numberOfItemsInComboBoxCell:**.

```
@interface NSObject (NSComboBoxCellDataSource)
```

```
// Instance Methods
```

```
- (int)numberOfItemsInComboBoxCell: (NSComboBoxCell *) comboBoxCell;
```

```
- (id)comboBoxCell: (NSComboBoxCell *) aComboBoxCell objectValueForItemAtIndex: (int) index;
```

```
- (unsigned int)comboBoxCell: (NSComboBoxCell *) aComboBoxCell indexOfItemWithStringValue: (NSString *) string;
```

```
- (NSString *)comboBoxCell: (NSComboBoxCell *) aComboBoxCell completedString: (NSString *) uncompletedString;
```

```
@end
```



## ***NSComboBoxDataSource***

*Mac OS X 10.0*

This informal protocol provides methods for a class to implement to act as a data source for **NSComboBox** objects. This protocol declares methods that not only provide the contents of the combo box list, but support autocompletion behavior (where a string is returned from the data source that matches a partially completed string typed into the combo box field). At a minimum, data source objects must implement the methods **comboBox:**

**objectValueForItemAtIndex:** and **numberOfItemsInComboBox:**.

```
@interface NSObject (NSComboBoxDataSource)
```

```
// Instance Methods
```

```
- (int)numberOfItemsInComboBox: (NSComboBox *) aComboBox;
```

```
- (id)comboBox: (NSComboBox *) aComboBox objectValueForItemAtIndex: (int) index;
```

```
- (unsigned int)comboBox: (NSComboBox *) aComboBox indexOfItemWithStringValue: (NSString *) string;
```

```
- (NSString *)comboBox: (NSComboBox *) aComboBox completedString: (NSString *) string;
```

```
@end
```

Click [here](#) to show toolbars of the Web Online Help System: [show toolbars](#)

[\[ Team LiB \]](#)

◀ PREVIOUS

NEXT ▶

## *NSDraggingDestination*

Mac OS X 10.0

This informal protocol declares methods for objects to implement if they need to receive dragging operations. Several of the methods of `NSDraggingDestination` are implemented to respond to the movement of the drag operation of an destination object, while the remainder are implemented to execute and complete the dragging operation. Completing a drag operation involves retrieving and handling the data appropriately. To retrieve the data one must first obtain the `NSPasteboard` object in which the data is stored, for a dragging operation only knows about this pasteboard, not the data itself. The pasteboard may be obtained with the `draggingPasteboard` method. This is declared by the `NSDraggingInfo` protocol, and all dragging operation objects conform to this protocol. See the `NSDraggingInfo` protocol description and `NSPasteboard` class description for more information.

```
@interface NSObject (NSDraggingDestination)
```

```
// Instance Methods
```

```
- (NSDragOperation) draggingEntered: (id <NSDraggingInfo>) sender;
```

```
- (NSDragOperation) draggingUpdated: (id <NSDraggingInfo>) sender;
```

```
- (void) draggingExited: (id <NSDraggingInfo>) sender;
```

```
- (BOOL) prepareForDragOperation: (id <NSDraggingInfo>) sender;
```

```
- (BOOL) performDragOperation: (id <NSDraggingInfo>) sender;
```

```
- (void) concludeDragOperation: (id <NSDraggingInfo>) sender;
```

```
- (void) draggingEnded: (id <NSDraggingInfo>) sender;
```

@end

[\[ Team LiB \]](#)

◀ PREVIOUS

NEXT ▶

---

[This HTML Help has been published using the chm2web software.](#)

Click [here](#) to show toolbars of the Web Online Help System: [show toolbars](#)

[\[ Team LiB \]](#)

◀ PREVIOUS

NEXT ▶

## ***NSDraggingInfo***

*Mac OS X 10.0*

This protocol declares methods that are used to provide an interface to objects that represent dragging sessions. When a dragging session begins, an object that conforms to this protocol is automatically created, and is the sender of all messages to the destination object, which implements the methods outlined in the *NSDraggingDestination* protocol. *NSDraggingInfo* exists to publish the interface for this object that represents the dragging operation, and as such developers never need to implement these methods.

```
@protocol NSDraggingInfo
```

```
// Instance Methods
```

- (NSWindow \*) draggingDestinationWindow;
- (NSDraggingOperation) draggingSourceOperationMask;
- (NSPoint) draggingLocation;
- (NSPoint) draggedImageLocation;
- (NSImage \*) draggedImage;
- (NSPasteboard \*) draggingPasteboard;
- (id) draggingSource;
- (int) draggingSequenceNumber;
- (void) slideDraggedImageTo: (NSPoint) screenPoint;

```
- (NSArray *) namesOfPromisedFilesDroppedAtDestination: (NSURL *) dropDestination;
```

```
@end
```

[\[ Team LiB \]](#)

◀ PREVIOUS

NEXT ▶

[This HTML Help has been published using the chm2web software.](#)

## ***NSDraggingSource***

*Mac OS X 10.0*

This informal protocol declares methods that a class must implement to serve as a source of data in dragging operations. This protocol declares a number of methods, but classes need only implement the method `draggingSourceOperationMaskForLocal:` to be a valid dragging operation source. Classes should implement this method to return a dragging source operation mask, which describes how data should be handled in a dragging operation. See `NSDraggingInfo`'s listing (previously) for more information.

```
@interface NSObject (NSDraggingSource)

// Instance Methods

- (NSDragOperation) draggingSourceOperationMaskForLocal: (BOOL) flag;

- (NSArray *) namesOfPromisedFilesDroppedAtDestination: (NSURL *) dropDestination;

- (void) draggedImage: (NSImage *) image beganAt: (NSPoint) screenPoint;

- (void) draggedImage: (NSImage *) image endedAt: (NSPoint) screenPoint operation: (NSDragOperation) operation;

- (void) draggedImage: (NSImage *) image movedTo: (NSPoint) screenPoint;

- (BOOL) ignoreModifierKeysWhileDragging;

- (void) draggedImage: (NSImage *) image endedAt: (NSPoint) screenPoint deposited: (BOOL) flag;

@end
```

Click [here](#) to show toolbars of the Web Online Help System: [show toolbars](#)

[\[ Team LiB \]](#)

◀ PREVIOUS

NEXT ▶

## ***NSIgnoreMisspelledWords***

*Mac OS X 10.0*

This protocol declares the single action method `ignoreSpelling:`, which should be implemented by classes that need to work with Cocoa's Spelling panel. `NSSpellChecker` sends this message up the responder chain. Classes implement this method so that the *Ignore* button in the Spelling panel functions properly for the particular application or document implementation.

```
@protocol NSIgnoreMisspelledWords

// Instance Methods

- (void)ignoreSpelling: (id) sender;

@end
```

[\[ Team LiB \]](#)

◀ PREVIOUS

NEXT ▶

[This HTML Help has been published using the chm2web software.](#)

Click [here](#) to show toolbars of the Web Online Help System: [show toolbars](#)

[\[ Team LiB \]](#)

◀ PREVIOUS

NEXT ▶

## *NSInputServerMouseTracker*

*Mac OS X 10.0*

This protocol declares an interface for mouse event handling that is tailored for use by text views. The methods of this protocol provide information about the character position of an event, in addition to the coordinates of the mouse location in the view.

```
@protocol NSInputServerMouseTracker
```

```
// Instance Methods
```

```
- (BOOL)mouseDownOnCharacterIndex: (unsigned)theIndex atCoordinate: (NSPoint)thePoint  
withModifier: (unsigned int)theFlags client: (id)sender;
```

```
- (BOOL)mouseDraggedOnCharacterIndex: (unsigned)theIndex atCoordinate: (NSPoint)thePoint  
withModifier: (unsigned int)theFlags client: (id)sender;
```

```
- (void)mouseUpOnCharacterIndex: (unsigned)theIndex atCoordinate: (NSPoint)thePoint  
withModifier: (unsigned int)theFlags client: (id)sender;
```

```
@end
```

[\[ Team LiB \]](#)

◀ PREVIOUS

NEXT ▶

[This HTML Help has been published using the chm2web software.](#)



Click [here](#) to show toolbars of the Web Online Help System: [show toolbars](#)

[\[ Team LiB \]](#)

◀ PREVIOUS

NEXT ▶

## ***NSInputServiceProvider***

*Mac OS X 10.0*

This protocol declares the interface for most of the functionality implemented by **NSInputServer**. Clients may use this class to implement their own input server classes, or to implement a delegate object that can be used with the standard **NSInputServer**.

```
@protocol NSInputServiceProvider
```

```
// Instance Methods
```

- (void)insertText: (id) aString client: (id) sender;
- (void)doCommandBySelector: (SEL) aSelector client: (id) sender;
- (void)markedTextAbandoned: (id) sender;
- (void)markedTextSelectionChanged: (NSRange) newSel client: (id) sender;
- (void)terminate: (id) sender;
- (BOOL)canBeDisabled;
- (BOOL)wantsToInterpretAllKeystrokes;
- (BOOL)wantsToHandleMouseEvents;
- (BOOL)wantsToDelayTextChangeNotifications;
- (void)inputClientBecomeActive: (id) sender;

- (void) inputClientResignActive: (id) sender;

- (void) inputClientEnabled: (id) sender;

- (void) inputClientDisabled: (id) sender;

- (void) activeConversationWillChange: (id) sender fromOldConversation: (long) oldConversation;

- (void) activeConversationChanged: (id) sender toNewConversation: (long) newConversation;

@end

## ***NSMenuItem***

*Mac OS X 10.0*

This protocol has been deprecated in favor of the class `NSMenuItem`, which takes over all of the functionality associated with this protocol. See the `NSMenuItem` class description for more information.

```
@protocol NSMenuItem
```

```
// Instance Methods
```

- (id) initWithTitle: (NSString \*) aString action: (SEL) aSelector keyEquivalent: (NSString \*) charCode;
- (void) setMenu: (NSMenu \*) menu;
- (NSMenu \*) menu;
- (BOOL) hasSubmenu;
- (void) setSubmenu: (NSMenu \*) submenu;
- (NSMenu \*) submenu;
- (void) setTitle: (NSString \*) aString;
- (NSString \*) title;
- (BOOL) isSeparatorItem;
- (void) setKeyEquivalent: (NSString \*) aKeyEquivalent;
- (NSString \*) keyEquivalent;
- (void) setKeyEquivalentModifierMask: (unsigned int) mask;

- (unsigned int) keyEquivalentMask;

- (NSString \*) userKeyEquivalent;

- (unsigned int) userKeyEquivalentMask;

- (void) setMnemonicLocation: (unsigned) location;

- (unsigned) mnemonicLocation;

- (NSString \*) mnemonic;

- (void) setTitleWithMnemonic: (NSString \*) stringWithAmpersand;

- (void) setImage: (NSImage \*) menuItemImage;

- (NSImage \*) image;

- (void) setState: (int) state;

- (int) state;

- (void) setOnStateImage: (NSImage \*) image;

- (NSImage \*) onStateImage;

- (void) setOffStateImage: (NSImage \*) image;

- (NSImage \*) offStateImage;

- (void) setMixedStateImage: (NSImage \*) image;

- (NSImage \*) mixedStateImage;

- (void) setEnabled: (BOOL) flag;

- (BOOL) isEnabled;

- (void) setTarget: (id) anObject;

- (id) target;

- (void) setAction: (SEL) aSelector;

- (SEL) action;

- (void) setTag: (int) anInt;

- (int) tag;

- (void) setRepresentedObject: (id) anObject;

- (id) representedObject;

@end

Click [here](#) to show toolbars of the Web Online Help System: [show toolbars](#)

[\[ Team LiB \]](#)

◀ PREVIOUS

NEXT ▶

## ***NSMenuValidation***

*Mac OS X 10.0*

This informal protocol declares the single method `validateMenuItem:`, which is implemented by classes of the a menu's target object. The class implements this method to return a **BOOL** specifying whether the menu item should be enabled or disabled. Whenever a menu is displayed, each menu item will send a `validateMenuItem:` message to its target (if the target responds), which then responds with **YES** or **NO** depending on whether or not the menu item should be enabled.

```
@interface NSObject (NSMenuValidation)

// Instance Methods

- (BOOL) validateMenuItem: (id <NSMenuItem>) menuItem;

@end
```

[\[ Team LiB \]](#)

◀ PREVIOUS

NEXT ▶

[This HTML Help has been published using the chm2web software.](#)

Click [here](#) to show toolbars of the Web Online Help System: [show toolbars](#)

[\[ Team LiB \]](#)

◀ PREVIOUS

NEXT ▶

## ***NSNibAwaking***

*Mac OS X 10.0*

This informal protocol declares the single method `awakeFromNib:`, which is implemented by classes to perform any final initialization for objects that are being loaded from a nib. When this method is invoked, the outlets of an object are guaranteed to be connected to their respective objects.

```
@interface NSObject (NSNibAwaking)
```

```
// Instance Methods
```

```
- (void)awakeFromNib;
```

```
@end
```

[\[ Team LiB \]](#)

◀ PREVIOUS

NEXT ▶

[This HTML Help has been published using the chm2web software.](#)

## *NSOutlineViewDataSource*

*Mac OS X 10.0*

Methods in this informal protocol are implemented by classes that provide the data contents for an `NSOutlineView`. An `NSOutlineView` data source delegate object must implement the following four required methods of the protocol: `outlineView:child:ofItem:`, `outlineView:isItemExpandable:`, `outlineView:numberOfChildrenOfItem:`, `outlineView:objectValueForTableColumn:byItem:`.

In each of these four methods, `outlineView:` is the `NSOutlineView` object invoking the method. Every outline view has a root item. In the invocation of the data source methods, an outline view indicates a root item as `nil`. Thus, if `outlineView:numberOfChildrenOfItem:` was invoked with `nil` at the item, the implementation of this method would return the number of children items for the root item.

```
@interface NSObject (NSOutlineViewDataSource)
```

```
// Instance Methods
```

```
- (id)outlineView:(NSOutlineView *)outlineView child:(int)index ofItem:(id)item;
```

```
- (BOOL)outlineView:(NSOutlineView *)outlineView isItemExpandable:(id)item;
```

```
- (int)outlineView:(NSOutlineView *)outlineView numberOfChildrenOfItem:(id)item;
```

```
- (id)outlineView:(NSOutlineView *)outlineView objectValueForTableColumn:(NSTableColumn *)tableColumn byItem:(id)item;
```

```
- (void)outlineView:(NSOutlineView *)outlineView viewForTableColumn:(NSTableColumn *)tableColumn byItem:(id)item;
```

```
- (id)outlineView:(NSOutlineView *)outlineView itemForPersistentObject:(id)object;
```

```
- (id)outlineView:(NSOutlineView *)outlineView persistentObjectForItem:(id)item;
```

```
- (BOOL)outlineView:(NSOutlineView *)olView writeItems:(NSArray*)items toPasteboard:(NSPasteboard*)pboard;
```

```
- (NSDragOperation)outlineView:(NSOutlineView*)olView validateDrop:(id <NSDraggingInfo>)info proposedItem:(id)item proposedChildIndex:(int)index;
```

```
- (BOOL)outlineView:(NSOutlineView*)olView acceptDrop:(id <NSDraggingInfo>)info item:(id)item childIndex:(int)index;
```



@end

[◀ PREVIOUS](#) [NEXT ▶](#)

[\[ Team LiB \]](#)

[This HTML Help has been published using the chm2web software.](#)

Click [here](#) to show toolbars of the Web Online Help System: [show toolbars](#)

[\[ Team LiB \]](#)

◀ PREVIOUS

NEXT ▶

## ***NSServicesRequests***

*Mac OS X 10.0*

This informal protocol declares the two methods `writeSelecti onToPasteboard: types:` and `readSelecti onFromPasteboard:`, which classes may implement to interact with system services found in the Services menu. The first of these, `writeSelecti onToPasteboard: types:`, is used to provide data to a service, while `readSelecti onFromPasteboard:` is used to retrieve data from a service.

```
@interface NSObj ect (NSServi cesRequests)
```

```
// Instance Methods
```

```
- (BOOL) writeSelecti onToPasteboard: (NSPasteboard *) pboard types: (NSArray *) types;
```

```
- (BOOL) readSelecti onFromPasteboard: (NSPasteboard *) pboard;
```

```
@end
```

[\[ Team LiB \]](#)

◀ PREVIOUS

NEXT ▶

[This HTML Help has been published using the chm2web software.](#)

## ***NSTableDataSource***

*Mac OS X 10.0*

Methods in this informal protocol are implemented by classes that provide the data displayed in an `NSTableView`. At a minimum, data source classes must implement the methods `numberOfRowsInTableView:` and `tableView:objectValueForTableColumn:row:`. Both of these methods are called frequently, so they should be efficient.

```
@interface NSObject (NSTableDataSource)

// Instance Methods

- (int) numberOfRowsInTableView: (NSTableView *) tableView;

- (id) tableView: (NSTableView *) tableView objectValueForTableColumn: (NSTableColumn *) tableColumn row: (int) row;

- (void) tableView: (NSTableView *) tableView setObjectValue: (id) object forTableColumn: (NSTableColumn *) tableColumn row: (int) row;

- (BOOL) tableView: (NSTableView *) tableView writeRows: (NSArray*) rows toPasteboard: (NSPasteboard*) pboard;

- (NSDragOperation) tableView: (NSTableView*) tableView validateDrop: (id <NSDraggingInfo>) info proposedRow: (int) row proposedDropOperation: (NSTableViewDropOperation) op;

- (BOOL) tableView: (NSTableView*) tableView acceptDrop: (id <NSDraggingInfo>) info row: (int) row dropOperation: (NSTableViewDropOperation) op;

@end
```

## ***NSTextAttachmentCell***

*Mac OS X 10.0*

This protocol declares an interface for classes that draw text attachments and handle mouse events within a text attachment. `NSCell` implements all of the methods of this protocol, less three: `cellBaselineOffset`, `setAttachment:`, and `attachment`. `NSTextAttachmentCell` extends `NSCell`'s interface by implementing these three methods.

```
@protocol NSTextAttachmentCell
```

```
// Instance Methods
```

```
- (void) drawWithFrame: (NSRect) cellFrame inView: (NSView *) controlView;
```

```
- (BOOL) wantsToTrackMouse;
```

```
- (void) highlight: (BOOL) flag withFrame: (NSRect) cellFrame inView: (NSView *) controlView;
```

```
- (BOOL) trackMouse: (NSEvent *) theEvent inRect: (NSRect) cellFrame ofView: (NSView *) controlView  
untilMouseUp: (BOOL) flag;
```

```
- (NSSize) cellSize;
```

```
- (NSPoint) cellBaselineOffset;
```

```
- (void) setAttachment: (NSTextAttachment *) anObject;
```

```
- (NSTextAttachment *) attachment;
```

```
- (void) drawWithFrame: (NSRect) cellFrame inView: (NSView *) controlView characterIndex: (unsigned) charIndex;
```

```
- (void) drawWithFrame: (NSRect) cellFrame inView: (NSView *) controlView characterIndex: (unsigned) charIndex  
layoutManager: (NSLayoutManager *) layoutManager;
```

```
- (BOOL) wantsToTrackMouseForEvent: (NSEvent *) theEvent inRect: (NSRect) cellFrame ofView: (NSView *) controlView  
atCharacterIndex: (unsigned) charIndex;
```

```
- (BOOL) trackMouse: (NSEvent *) theEvent inRect: (NSRect) cellFrame ofView: (NSView *) controlView  
atCharacterIndex: (unsigned) charIndex untilMouseUp: (BOOL) flag;
```

- (NSRect) cellFrameForTextContainer: (NSTextContainer \*) textContainer proposedLineFragment: (NSRect) lineFragment glyphPosition: (NSPoint) position characterIndex: (unsigned) charIndex;

@end

[\[ Team LIB \]](#)

[◀ PREVIOUS](#) [NEXT ▶](#)

[This HTML Help has been published using the chm2web software.](#)

Click [here](#) to show toolbars of the Web Online Help System: [show toolbars](#)

[\[ Team LiB \]](#)

◀ PREVIOUS

NEXT ▶

## ***NSTextInput***

*Mac OS X 10.0*

This protocol declares the methods that text view classes should implement to interface with Cocoa's input management system. In the Application Kit, `NSText` and `NSTextView` implement the methods of this protocol.

```
@protocol NSTextInput
```

```
// Instance Methods
```

```
- (void)insertText:(id) aString;
```

```
- (void)doCommandBySelector:(SEL) aSelector;
```

```
- (void)setMarkedText:(id) aString selectedRange:(NSRange) selRange;
```

```
- (void)unmarkText;
```

```
- (BOOL)hasMarkedText;
```

```
- (long)conversationIdentifier;
```

```
- (NSAttributedString *) attributedSubstringFromRange:(NSRange) theRange;
```

```
- (NSRange) markedRange;
```

```
- (NSRange) selectedRange;
```

- (NSRect) firstRectForCharacterRange: (NSRange) theRange;

- (unsigned int) characterIndexForPoint: (NSPoint) thePoint;

- (NSArray\*) validAttributesForMarkedText;

@end

[\[ Team LiB \]](#)

◀ PREVIOUS

NEXT ▶

[This HTML Help has been published using the chm2web software.](#)

Click [here](#) to show toolbars of the Web Online Help System: [show toolbars](#)

[\[ Team LiB \]](#)

◀ PREVIOUS

NEXT ▶

## ***NSTextStorageScripting***

*Mac OS X 10.0*

This informal protocol declares methods for text storage classes to implement so that they may be scriptable. In the Application Kit, ***NSTextStorage*** implements all of the methods in this protocol as part of Cocoa's built-in support for scripting.

```
@interface NSObject (NSTextStorageScripting)

// Instance Methods

- (NSArray *) attributeRuns;

- (void) setAttributeRuns: (NSArray *) attributeRuns;

- (NSArray *) paragraphs;

- (void) setParagraphs: (NSArray *) paragraphs;

- (NSArray *) words;

- (void) setWords: (NSArray *) words;

- (NSArray *) characters;

- (void) setCharacters: (NSArray *) characters;

- (NSFont *) font;
```



```
- (void) setFont: (NSFont *) font;
```

```
- (NSColor *) foregroundColor;
```

```
- (void) setBackgroundColor: (NSColor *) color;
```

```
@end
```

[\[ Team LiB \]](#)

[◀ PREVIOUS](#) [NEXT ▶](#)

[This HTML Help has been published using the chm2web software.](#)

Click [here](#) to show toolbars of the Web Online Help System: [show toolbars](#)

[\[ Team LiB \]](#)

◀ PREVIOUS

NEXT ▶

## ***NSToolbarItemValidation***

*Mac OS X 10.0*

This informal protocol declares the method `validateToolbarItem:`, which allows targets of toolbar item actions to decide whether or not the toolbar item should be enabled. This method is similar in purpose and operation to the method `validateMenuItem:`, which is found in the the `NSMenuItemValidation` protocol.

```
@interface NSObject (NSToolbarItemValidation)

// Instance Methods

- (BOOL) validateToolbarItem: (NSToolbarItem *) theItem;

@end
```

[\[ Team LiB \]](#)

◀ PREVIOUS

NEXT ▶

[This HTML Help has been published using the chm2web software.](#)

Click [here](#) to show toolbars of the Web Online Help System: [show toolbars](#)

[\[ Team LIB \]](#)

◀ PREVIOUS

NEXT ▶

## *NSToolTipOwner*

*Mac OS X 10.0*

This informal protocol declares a single method, `view:stringForToolTip:point:userData:`, which a class may implement to provide a tool-tip string to be displayed. For more information on tool tips, see the `NSView` and the `NSView` method `addToolTipRect:owner:userData:`.

```
@interface NSObject (NSToolTipOwner)
```

```
// Instance Methods
```

```
- (NSString *)view:(NSView *)view stringForToolTip:(NSToolTipTag)tag point:(NSPoint)point userData:(void *)data;
```

```
@end
```

[\[ Team LIB \]](#)

◀ PREVIOUS

NEXT ▶

[This HTML Help has been published using the chm2web software.](#)

Click [here](#) to show toolbars of the Web Online Help System: [show toolbars](#)

[\[ Team LiB \]](#)

◀ PREVIOUS

NEXT ▶

## *NSUserInterfaceValidations*

Mac OS X 10.0

---

This protocol, in conjunction with `NSValidatedUserInterfaceItem`, declares methods that classes implement to provide user interface object validation. This protocol declares the single method `validateUserInterfaceItem:`, which enables or disables interface objects based on the return value.

```
@protocol NSUserInterfaceValidations
```

```
// Instance Methods
```

```
- (BOOL) validateUserInterfaceItem: (id <NSValidatedUserInterfaceItem>) anItem;
```

```
@end
```

[\[ Team LiB \]](#)

◀ PREVIOUS

NEXT ▶

[This HTML Help has been published using the chm2web software.](#)

Click [here](#) to show toolbars of the Web Online Help System: [show toolbars](#)

[\[ Team LiB \]](#)

◀ PREVIOUS    NEXT ▶

## ***NSValidatedUserInterfaceItem***

*Mac OS X 10.0*

Custom interface control objects may adopt this protocol to partake in the Application Kit's automated validation mechanism. User interface validation works by having user interface items, such as buttons or text fields, query the targets of their action about whether or not they should be enabled. This protocol is closely related to the `NSUserInterfaceItemValidations` protocol, which declares the method `validateUserInterfaceItem:` for target objects to implement.

```
@protocol NSValidatedUserInterfaceItem
```

```
// Instance Methods
```

```
- (SEL) action;
```

```
- (int) tag;
```

```
@end
```

[\[ Team LiB \]](#)

◀ PREVIOUS    NEXT ▶

[This HTML Help has been published using the chm2web software.](#)

Click [here](#) to show toolbars of the Web Online Help System: [show toolbars](#)

[\[ Team LiB \]](#)

◀ PREVIOUS

NEXT ▶

## ***NSWindowScripting***

*Mac OS X 10.0*

This informal protocol declares the methods that must be implemented by window classes in order to be scriptable. The methods of this protocol define an interface to setting and retrieving properties of the window, as well as to control operations such as saving, printing, and closing the window. **NSWindow** implements all of the methods in this protocol as part of Cocoa's built-in support for scripting.

```
@interface NSObject (NSWindowScripting)
```

```
// Instance Methods
```

```
- (BOOL) hasCloseBox;
```

```
- (BOOL) hasTitleBar;
```

```
- (BOOL) isFloatingPanel;
```

```
- (BOOL) isModalPanel;
```

```
- (BOOL) isResizable;
```

```
- (BOOL) isZoomable;
```

```
- (BOOL) isMinimizable;
```

```
- (void) setIsZoomed: (BOOL) flag;
```

```
- (void) setIsMinimized: (BOOL) flag;
```

- (void) setIsVisible: (BOOL) flag;

- (int) orderedIndex;

- (void) setOrderedIndex: (int) index;

- (id) handleSaveScriptCommand: (NSScriptCommand \*) command;

- (id) handleCloseScriptCommand: (NSCloseCommand \*) command;

- (id) handlePrintScriptCommand: (NSScriptCommand \*) command;

@end

[\[ Team LiB \]](#)

◀ PREVIOUS

NEXT ▶

[This HTML Help has been published using the chm2web software.](#)

Click [here](#) to show toolbars of the Web Online Help System: [show toolbars](#)

[\[ Team LiB \]](#)

◀ PREVIOUS

NEXT ▶

## Method Index

The following index allows you to look up a method and find the Cocoa class in which it is defined. Use this index when you want to look up a method but don't know its class.

[\[ Team LiB \]](#)

◀ PREVIOUS

NEXT ▶

---

[This HTML Help has been published using the chm2web software.](#)



Click [here](#) to show toolbars of the Web Online Help System: [show toolbars](#)

[\[ Team LiB \]](#)

◀ PREVIOUS

NEXT ▶

## A

### **abbreviation**

NSTimeZone

### **abbreviationDictionary**

NSTimeZone

### **abbreviationForDate:**

NSTimeZone

### **abortEditing**

NSControl

### **abortModal**

NSApplication

### **absoluteString**

NSURL

### **absoluteURL**

NSURL

## **acceptConnectionInBackgroundAndNotify**

NSFileHandle

## **acceptConnectionInBackgroundAndNotifyForModes:**

NSFileHandle

## **acceptInputForMode:beforeDate:**

NSRunLoop

## **acceptableDragTypes**

NSTextView

## **acceptsArrowKeys**

NSBrowser

## **acceptsBinary**

NSPrinter

## **acceptsFirstMouse:**

NSSlider, NSMatrix, NSView

## **acceptsFirstResponder**

NSResponder, NSTextField

## **acceptsGlyphInfo**

NSTextView

## **acceptsMouseMovedEvents**

NSWindow

## **accessoryView**

NSSavePanel, NSPrintPanel, NSPrintOperation, NSFontPanel, NSSpellChecker, NSColorPanel, NSPageLayout, NSRulerView

## **action**

NSControl, NSMenuItem, NSCell, NSFontManager, NSToolbarItem, NSActionCell, NSStatusItem

## **activate:**

NSColorWell

## **activateContextHelpMode:**

NSApplication

## **activateIgnoringOtherApps:**

NSApplication

## **activeApplication**

NSWorkspace

## **addAttribute:value:range:**

NSMutableAttributedString

**addAttributes:range:**

NSMutableAttributedString

**addCharactersInRange:**

NSMutableCharacterSet

**addCharactersInString:**

NSMutableCharacterSet

**addChildWindow:ordered:**

NSWindow

**addClient:**

NSURLHandle

**addClip**

NSBezierPath

**addColumn**

NSMatrix, NSBrowser

**addColumnWithCells:**

NSMatrix

**addConnection:toRunLoop:forMode:**

NSPort

**addCursorRect:cursor:**

NSView

**addDocument:**

NSDocumentController

**addEntriesFromDictionary:**

NSMutableDictionary

**addEntry:**

NSForm

**addFileWithPath:**

NSFileWrapper

**addFileWrapper:**

NSFileWrapper

**addFontTrait:**

NSFontManager

**addItem:**

NSMenu

**addItemWithObjectValue:**

NSComboBoxCell, NSComboBox

**addItemWithTitle:**

NSPopUpButton, NSPopUpButtonCell

**addItemWithTitle:action:keyEquivalent:**

NSMenu

**addItemsWithObjectValues:**

NSComboBoxCell, NSComboBox

**addItemsWithTitles:**

NSPopUpButton, NSPopUpButtonCell

**addLayoutManager:**

NSTextStorage

**addMarker:**

NSRulerView

**addObject:**

NSAutoreleasePool, NSMutableArray, NSMutableSet, NSCountedSet

**addObjectsFromArray:**

NSMutableArray, NSMutableSet

**addObserver:selector:name:object:**

NSDistributedNotificationCenter, NSNotificationCenter

**addObserver:selector:name:object:suspensionBehavior:**

NSDistributedNotificationCenter

**addPort:forMode:**

NSRunLoop

**addRegularFileWithContents:preferredFilename:**

NSFileWrapper

**addRepresentation:**

NSImage

**addRepresentations:**

NSImage

**addRequestMode:**

NSConnection

**addRow**

NSMatrix

**addRowWithCells:**

NSMatrix

**addRunLoop:**

NSConnection

**addSubview:**

NSView

**addSubview:positioned:relativeTo:**

NSView

**addSuiteNamed:**

NSUserDefaults

**addSymbolicLinkWithDestination:preferredFilename:**

NSFileWrapper

**addTabStop:**

NSMutableParagraphStyle

**addTabViewItem:**

NSTabView

**addTableColumn:**



NSTableView

**addTemporaryAttributes:forCharacterRange:**

NSLayoutManager

**addTextContainer:**

NSLayoutManager

**addTimeInterval:**

NSDate

**addTimer:forMode:**

NSRunLoop

**addToolTipRect:owner:userData:**

NSView

**addTrackingRect:owner:userData:assumeInside:**

NSView

**addTypes:owner:**

NSPasteboard

**addWindowController:**

NSDocument

## **addWindowsItem:title:filename:**

NSApplication

## **address**

NSHost, NSSocketPort

## **addresses**

NSHost, NSNetService

## **adjustPageHeightNew:top:bottom:limit:**

NSView

## **adjustPageWidthNew:left:right:limit:**

NSView

## **adjustScroll:**

NSView

## **adjustSubviews**

NSSplitView

## **advancementForGlyph:**

NSFont

## **aeDesc**

NSAppleEventDescriptor

**aeteResource:**

NSScriptSuiteRegistry

**afmDictionary**

NSFont

**alignCenter:**

NSText

**alignJustified:**

NSTextView

**alignLeft:**

NSText

**alignRight:**

NSText

**alignment**

NSParagraphStyle, NSControl, NSCell, NSText

**allBundles**

NSBundle

## **allConnections**

NSConnection

## **allFrameworks**

NSBundle

## **allKeys**

NSDictionary, NSColorList

## **allKeysForObject:**

NSDictionary

## **allObjects**

NSSet, NSEnumerator

## **allValues**

NSDictionary

## **alloc**

NSObject, NSProxy

## **allocWithZone:**

NSObject, NSPort, NSProxy

## **allocateGState**

NSView

**allowsBranchSelection**

NSBrowser

**allowsColumnReordering**

NSTableView

**allowsColumnResizing**

NSTableView

**allowsColumnSelection**

NSTableView

**allowsDuplicatesInToolbar**

NSToolbarItem

**allowsEditingTextAttributes**

NSCell, NSTextField

**allowsEmptySelection**

NSTableView, NSMatrix, NSBrowser

**allowsFloats**

NSNumberFormatter

## **allowsKeyedCoding**

NSCoder

## **allowsMixedState**

NSCell, NSButton

## **allowsMultipleSelection**

NSOpenPanel, NSTableView, NSBrowser

## **allowsNaturalLanguage**

NSDateFormatter

## **allowsTickMarkValuesOnly**

NSSliderCell

## **allowsTruncatedLabels**

NSTabView

## **allowsUndo**

NSTextView

## **allowsUserCustomization**

NSToolbar

## **alpha**

NSColorPanel

### **alphaComponent**

NSColor

### **alphaValue**

NSWindow

### **alphanumericCharacterSet**

NSCharacterSet

### **altIncrementValue**

NSSlider, NSSliderCell

### **alternateImage**

NSBrowserCell, NSButtonCell, NSButton

### **alternateSelectedControlColor**

NSColor

### **alternateSelectedControlTextColor**

NSColor

### **alternateTitle**

NSButtonCell, NSButton

## **altersStateOfSelectedItem**

NSPopUpButtonCell

## **ancestorSharedWithView:**

NSView

## **animate:**

NSProgressIndicator

## **animationDelay**

NSProgressIndicator

## **animationResizeTime:**

NSWindow

## **anyObject**

NSSet

## **appendAttributedString:**

NSMutableAttributedString

## **appendBezierPath:**

NSBezierPath

## **appendBezierPathWithArcFromPoint:**



NSBezierPath

**appendBezierPathWithArcWithCenter:radius:**

NSBezierPath

**appendBezierPathWithGlyph:inFont:**

NSBezierPath

**appendBezierPathWithGlyphs:count:**

NSBezierPath

**appendBezierPathWithOvalInRect:**

NSBezierPath

**appendBezierPathWithPackedGlyphs:**

NSBezierPath

**appendBezierPathWithPoints:count:**

NSBezierPath

**appendBezierPathWithRect:**

NSBezierPath

**appendBytes:length:**

NSMutableData

**appendData:**

NSMutableData

**appendFormat:...**

NSMutableString

**appendString:**

NSMutableString

**appendTransform:**

NSAffineTransform

**appleEventClassCode**

NSScriptCommandDescription

**appleEventCode**

NSScriptClassDescription, NSScriptCommandDescription

**appleEventCodeForArgumentWithName:**

NSScriptCommandDescription

**appleEventCodeForKey:**

NSScriptClassDescription

**appleEventCodeForReturnType**

NSScriptCommandDescription

**appleEventCodeForSuite:**

NSScriptSuiteRegistry

**appleEventWithEventClass:eventID:targetDescriptor:returnID:transactionID:**

NSAppleEventDescriptor

**application:delegateHandlesKey:**

NSApplication

**application:openFile:**

NSApplication

**application:openFileWithoutUI :**

NSApplication

**application:openTempFile:**

NSApplication

**application:printFile:**

NSApplication

**applicationDidBecomeActive:**

NSApplication

**applicationDidChangeScreenParameters:**

NSApplication

**applicationDidFinishLaunching:**

NSApplication

**applicationDidHide:**

NSApplication

**applicationDidResignActive:**

NSApplication

**applicationDidUnhide:**

NSApplication

**applicationDidUpdate:**

NSApplication

**applicationDockMenu:**

NSApplication

**applicationIconImage**

NSApplication

**applicationOpenUntitledFile:**

NSApplication

**applicationShouldHandleReopen:hasVisibleWindows:**

NSApplication

**applicationShouldOpenUntitledFile:**

NSApplication

**applicationShouldTerminate:**

NSApplication

**applicationShouldTerminateAfterLastWindowClosed:**

NSApplication

**applicationWillBecomeActive:**

NSApplication

**applicationWillFinishLaunching:**

NSApplication

**applicationWillHide:**

NSApplication

**applicationWillResignActive:**

NSApplication

**applicationWillTerminate:**

NSApplication

**applicationWillUnhide:**

NSApplication

**applicationWillUpdate:**

NSApplication

**applyFontTraits:range:**

NSMutableAttributedString

**archiveRootObject:toFile:**

NSKeyedArchiver, NSArchiver

**archivedDataWithRootObject:**

NSKeyedArchiver, NSArchiver

**archiver:didEncodeObject:**

NSKeyedArchiver

**archiver:willEncodeObject:**

NSKeyedArchiver

**archiver:willReplaceObject:withObject:**

NSKeyedArchiver

### **archiverData**

NSArchiver

### **archiverDidFinish:**

NSKeyedArchiver

### **archiverWillFinish:**

NSKeyedArchiver

### **areCursorRectsEnabled**

NSWindow

### **argumentNames**

NSScriptCommandDescription

### **arguments**

NSProcessInfo, NSTask, NSScriptCommand

### **argumentsRetained**

NSInvocation

### **arrangeInFront:**

NSApplication

**array**

NSArray

**arrayByAddingObject:**

NSArray

**arrayByAddingObjectsFromArray:**

NSArray

**arrayForKey:**

NSUserDefaults

**arrayWithArray:**

NSArray

**arrayWithCapacity:**

NSMutableArray

**arrayWithContentsOfFile:**

NSArray

**arrayWithContentsOfURL:**

NSArray

**arrayWithObject:**



NSArray

**arrayWithObjects:...**

NSArray

**arrayWithObjects:count:**

NSArray

**arrowCursor**

NSCursor

**arrowPosition**

NSPopUpButtonCell

**arrowsPosition**

NSScroller

**ascender**

NSFont

**aspectRatio**

NSWindow

**attachColorList:**

NSColorPicker, NSColorPanel

**attachPopUpWithFrame:inView:**

NSPopUpButtonCell

**attachSubmenuForItemAtIndex:**

NSMenuView

**attachedMenu**

NSMenu, NSMenuView

**attachedMenuView**

NSMenuView

**attachedSheet**

NSWindow

**attachmentCell**

NSTextAttachment

**attachmentSizeForGlyphAtIndex:**

NSLayoutManager

**attribute:atIndex:effectiveRange:**

NSAttributedString

**attribute:atIndex:longestEffectiveRange: inRange:**

NSAttributedString

**attributeDescriptorForKeyword:**

NSAppleEventDescriptor

**attributeKeys**

NSClassDescription

**attributeRuns**

NSTextStorage

**attributedAlternateTitle**

NSButtonCell, NSButton

**attributedStringForNil**

NSNumberFormatter

**attributedStringForNotANumber**

NSNumberFormatter

**attributedStringForObjectValue:withDefaultAttributes:**

NSFormatter

**attributedStringForZero**

NSNumberFormatter

## **attributedStringValue**

NSControl, NSCell

## **attributedStringWithAttachment:**

NSAttributedString

## **attributedStringFromRange:**

NSAttributedString

## **attributedStringTitle**

NSButtonCell, NSFormCell, NSButton, NSStatusItem

## **attributes**

NSGraphicsContext, NSOpenGLPixelFormat

## **attributesAtIndex:effectiveRange:**

NSAttributedString

## **attributesAtIndex:longestEffectiveRange: inRange:**

NSAttributedString

## **authenticateComponents:withData:**

NSConnection

## **authenticationDataForComponents:**

NSConnection

### **autoenablesItems**

NSPopUpButton, NSPopUpButtonCell, NSMenu

### **autoreleaseObjectCount**

NSAutoreleasePool

### **autorepeat**

NSStepperCell, NSStepper

### **autoresizesAllColumnsToFit**

NSTableView

### **autoresizesOutlineColumn**

NSOutlineView

### **autoresizesSubviews**

NSView

### **autoresizingMask**

NSView

### **autosaveExpandedItems**

NSOutlineView

**autosaveName**

NSTableView

**autosaveTableColumns**

NSTableView

**autosavesConfiguration**

NSToolbar

**autoscroll: NSClipView,**

NSView

**autosizesCells**

NSMatrix

**availableColorLists**

NSColorList

**availableData**

NSFileHandle

**availableFontFamilies**

NSFontManager

**availableFontNamesWithTraits:**

NSFontManager

### **availableFonts**

NSFontManager

### **availableMembersOfFontFamily:**

NSFontManager

### **availableResourceData**

NSURLHandle

### **availableStringEncodings**

NSString

### **availableTypeFromArray:**

NSPasteboard

### **awakeAfterUsingCoder:**

NSObject

[\[ Team Lib \]](#)

◀ PREVIOUS

NEXT ▶

---

[This HTML Help has been published using the chm2web software.](#)

Click [here](#) to show toolbars of the Web Online Help System: [show toolbars](#)

[\[ Team LiB \]](#)

◀ PREVIOUS

NEXT ▶

## B

### **backgroundColor**

NSImage, NSWindow, NSTextFieldCell, NSTableView, NSTextView, NSScrollView, NSClipView, NSMatrix, NSTextField, NSText

### **backgroundLayoutEnabled**

NSLayoutManager

### **backgroundLoadDidFailWithReason:**

NSURLHandle

### **backingType**

NSWindow

### **baseOfTypesetterGlyphInfo**

NSSimpleHorizontalTypesetter

### **baseSpecifier**

NSRelativeSpecifier

### **baseURL**

NSURL



## **baseWritingDirection**

NSParagraphStyle

## **baselineLocation**

NSRulerView

## **baselineOffsetInLayoutManager:glyphIndex:**

NSTypesetter

## **becomeFirstResponder**

NSResponder, NSTextView

## **becomeKeyWindow**

NSWindow

## **becomeMainWindow**

NSWindow

## **becomesKeyOnlyIfNeeded**

NSPanel

## **beginDocument**

NSView

## **beginEditing**

NSMutableAttributedString

**beginLoadInBackground**

NSURLHandle

**beginModalSessionForWindow:**

NSApplication

**beginModalSessionForWindow:relativeToWindow:**

NSApplication

**beginPageInRect:atPlacement:**

NSView

**beginSheet:modalForWindow:modalDelegate:didEndSelector:contextInfo:**

NSApplication

**beginSheetForDirectory:file:modalForWindow:modalDelegate:didEndSelector: contextInfo:**

NSSavePanel

**beginSheetForDirectory:file:types:modalForWindow:modalDelegate:didEndSelector:con-textInfo:**

NSOpenPanel

**beginSheetWithPrintInfo:modalForWindow: delegate:didEndSelector:contextInfo:**

NSPrintPanel, NSPageLayout

## **beginUndoGrouping**

NSUndoManager

## **bestRepresentationForDevice:**

NSImage

## **bezelStyle**

NSTextFieldCell, NSButtonCell, NSButton, NSTextField

## **bezierPath**

NSBezierPath

## **bezierPathByFlatteningPath**

NSBezierPath

## **bezierPathByReversingPath**

NSBezierPath

## **bezierPathWithOvalInRect:**

NSBezierPath

## **bezierPathWithRect:**

NSBezierPath

## **bitmapData**

NSBitmapImageRep

## **bitmapRepresentation**

NSCharacterSet

## **bitsPerPixel**

NSBitmapImageRep

## **bitsPerSample**

NSImageRep

## **blackColor**

NSColor

## **blackComponent**

NSColor

## **blendedColorWithFraction:ofColor:**

NSColor

## **blueColor**

NSColor

## **blueComponent**

NSColor

## **boldSystemFontOfSize:**

NSFont

## **boolForKey:**

NSUserDefaults

## **boolValue**

NSNumber

## **booleanForKey:inTable:**

NSPrinter

## **booleanValue**

NSAppleEventDescriptor

## **borderRect**

NSBox

## **borderType**

NSBox, NSScrollView

## **bottomMargin**

NSPrintInfo

## **boundingBox**

NSEPSImageRep, NSPICTImageRep

### **boundingRectForFont**

NSFont

### **boundingRectForGlyph:**

NSFont

### **boundingRectForGlyphRange:inTextContainer:**

NSLayoutManager

### **bounds**

NSPDFImageRep, NSBezierPath, NSView

### **boundsRotation**

NSView

### **boxType**

NSBox

### **branchImage**

NSBrowserCell

### **breakLineAtIndex:**

NSSimpleHorizontalTypesetter

## **breakLock**

NSDistributedLock

## **brightnessComponent**

NSColor

## **brownColor**

NSColor

## **browser:createRowsForColumn:inMatrix:**

NSBrowser

## **browser:isColumnValid:**

NSBrowser

## **browser:numberOfRowsInColumn:**

NSBrowser

## **browser:selectCellWithString:inColumn:**

NSBrowser

## **browser:selectRow:inColumn:**

NSBrowser

## **browser:titleOfColumn:**

NSBrowser

**browser:willDisplayCell:atRow:column:**

NSBrowser

**browserDidScroll:**

NSBrowser

**browserWillScroll:**

NSBrowser

**builtInPlugInPath**

NSBundle

**bundleForClass:**

NSBundle

**bundleForSuite:**

NSScriptSuiteRegistry

**bundleIdentifier**

NSBundle

**bundlePath**

NSBundle



**bundleWithIdentifier:**

NSBundle

**bundleWithPath:**

NSBundle

**buttonNumber**

NSEvent

**bytes**

NSData

**bytesPerPlane**

NSBitmapImageRep

**bytesPerRow**

NSBitmapImageRep

[\[ Team LIB \]](#)

◀ PREVIOUS

NEXT ▶

Click [here](#) to show toolbars of the Web Online Help System: [show toolbars](#)

[\[ Team LiB \]](#)

◀ PREVIOUS

NEXT ▶

## C

### **cString**

NSString

### **cStringLength**

NSString

### **cacheDepthMatchesImageDepth**

NSImage

### **cacheImageInRect:**

NSWindow

### **cacheMode**

NSImage

### **cachedHandleForURL:**

NSURLHandle

### **cachesBezierPath**

NSBezierPath

## **calcDrawInfo:**

NSCell

## **calcSize**

NSControl, NSMenuItemCell

## **calendarDate**

NSCalendarDate

## **calendarFormat**

NSCalendarDate

## **canBeCompressedUsing:**

NSBitmapImageRep

## **canBeConvertedToEncoding:**

NSString

## **canBecomeKeyWindow**

NSWindow

## **canBecomeMainWindow**

NSWindow

## **canChooseDirectories**

NSOpenPanel

**canChooseFiles**

NSOpenPanel

**canCloseDocument**

NSDocument

**canCloseDocumentWithDelegate:shouldCloseSelector:contextInfo:**

NSDocument

**canDraw**

NSView

**canHide**

NSWindow

**canInitWithData:**

NSImageRep

**canInitWithPasteboard:**

NSImage, NSSound, NSMovie, NSImageRep

**canInitWithURL:**

NSURLHandle

## **canRedo**

NSUndoManager

## **canSpawnSeparateThread**

NSPrintOperation

## **canStoreColor**

NSWindow

## **canUndo**

NSUndoManager

## **cancel:**

NSSavePanel

## **cancelIncrementalLoad**

NSImage

## **cancelLoadInBackground**

NSURLHandle

## **cancelPerformSelector:target:argument:**

NSRunLoop

## **cancelPerformSelectorsWithTarget:**

NSRunLoop

**cancelUserAttentionRequest:**

NSApplication

**capHeight**

NSFont

**capacityOfTypesetterGlyphInfo**

NSSimpleHorizontalTypesetter

**capitalizeWord:**

NSResponder

**capitalizedLetterCharacterSet**

NSCharacterSet

**capitalizedString**

NSString

**cascadeTopLeftFromPoint:**

NSWindow

**caseInsensitiveCompare:**

NSString

## **caseSensitive**

NSScanner

## **catalogNameComponent**

NSColor

## **cell**

NSControl

## **cellAtIndex:**

NSForm

## **cellAtRow:column:**

NSMatrix

## **cellAttribute:**

NSCell

## **cellBackgroundColor**

NSMatrix

## **cellClass**

NSControl, NSMatrix, NSBrowser

## **cellFrameAtRow:column:**

NSMatrix

## **cellPrototype**

NSBrowser

## **cellSize**

NSCell, NSMatrix

## **cellSizeForBounds:**

NSCell

## **cellWithTag:**

NSMatrix

## **cells**

NSMatrix

## **center**

NSWindow

## **centerScanRect:**

NSView

## **centerSelectionInVisibleArea:**

NSResponder



## **changeCaseOfLetter:**

NSResponder

## **changeColor:**

NSTextView, NSApplication

## **changeCount**

NSPasteboard

## **changeCurrentDirectoryPath:**

NSFileManager

## **changeFileAttributes:atPath:**

NSFileManager

## **changeFont:**

NSFontManager, NSText

## **changeInLength**

NSTextStorage

## **changeWindowsItem:title:filename:**

NSApplication

## **charValue**

NSNumber

**characterAtIndex:**

NSString

**characterCollection**

NSGlyphInfo

**characterIdentifier**

NSGlyphInfo

**characterIndexForGlyphAtIndex:**

NSLayoutManager

**characterIsMember:**

NSCharacterSet

**characterRangeForGlyphRange:actualGlyphRange:**

NSLayoutManager

**characterSetWithBitmapRepresentation:**

NSCharacterSet

**characterSetWithCharactersInString:**

NSCharacterSet

## **characterSetWithContentsOfFile:**

NSString

## **characterSetWithRange:**

NSString

## **characters**

NSString, NSRange

## **charactersIgnoringModifiers**

NSString

## **charactersToBeSkipped**

NSString

## **checkForRemovableMedia**

NSString

## **checkSpaceForParts**

NSString

## **checkSpelling:**

NSString

## **checkSpellingOfString:startingAt:**

NSSpellChecker

**checkSpellingOfString:startingAt:language:wrap:inSpellDocumentWithTag:wordCount:**

NSSpellChecker

**childSpecifier**

NSScriptObjectSpecifier

**childWindows**

NSWindow

**class**

NSObject, NSProxy

**classCode**

NSObject

**classDescription**

NSClassDescription

**classDescriptionForClass:**

NSClassDescription

**classDescriptionForKey:**

NSScriptClassDescription

**classDescriptionWithAppleEventCode:**

NSScriptSuiteRegistry

**classDescriptionsInSuite:**

NSScriptSuiteRegistry

**classForArchiver**

NSObject

**classForClassName:**

NSKeyedUnarchiver

**classForCoder**

NSObject

**classForKeyedArchiver**

NSObject

**classForPortCoder**

NSObject

**className**

NSScriptClassDescription, NSObject

**classNameDecodedForArchiveClassName:**

NSUnarchiver

**classNameEncodedForTrueClassName:**

NSArchiver

**classNameForClass:**

NSKeyedArchiver

**classNameNamed:**

NSBundle

**cleanUpAfterDragOperation**

NSTextView

**cleanUpOperation**

NSPrintOperation

**clear:**

NSMovieView

**clearAttributesCache**

NSSimpleHorizontalTypesetter

**clearColor**

NSColor

## **clearCurrentContext**

NSOpenGLContext

## **clearDrawable**

NSOpenGLContext

## **clearGLContext**

NSOpenGLView

## **clearGlyphCache**

NSSimpleHorizontalTypesetter

## **clearRecentDocuments:**

NSDocumentController

## **clickCount**

NSEvent

## **clickedColumn**

NSTableView

## **clickedOnLink:atIndex:**

NSTextView

## **clickedRow**

NSTableView

## **clientView**

NSRulerView

## **clipRect:**

NSBezierPath

## **close**

NSWindow, NSDrawer, NSWindowController, NSDocument

## **close:**

NSDrawer

## **closeAllDocuments**

NSDocumentController

## **closeAllDocumentsWithDelegate:didCloseAllSelector:contextInfo:**

NSDocumentController

## **closeFile**

NSFileHandle

## **closePath**

NSBezierPath



**closeSpellDocumentWithTag:**

NSSpellChecker

**closestTickMarkValueToValue:**

NSSliderCell

**coerceToDescriptorType:**

NSAppleEventDescriptor

**coerceValue:toClass:**

NSScriptCoercionHandler

**collapseItem:**

NSOutlineView

**collapseItem:collapseChildren:**

NSOutlineView

**color**

NSTabViewItem, NSColorWell, NSColorPanel

**colorForControlTint:**

NSColor

**colorFromPasteboard:**

NSColor

**colorListNamed:**

NSColorList

**colorNameComponent**

NSColor

**colorPanel**

NSColorPicker

**colorSpaceName**

NSColor, NSImageRep

**colorUsingColorSpaceName:**

NSColor

**colorUsingColorSpaceName:device:**

NSColor

**colorWithAlphaComponent:**

NSColor

**colorWithCalibratedHue:saturation:brightness:alpha:**

NSColor

**colorWithCalibratedRed:green:blue:alpha:**

NSColor

**colorWithCalibratedWhite:alpha:**

NSColor

**colorWithCatalogName:colorName:**

NSColor

**colorWithDeviceCyan:magenta:yellow: black:alpha:**

NSColor

**colorWithDeviceHue:saturation:brightness: alpha:**

NSColor

**colorWithDeviceRed:green:blue:alpha:**

NSColor

**colorWithDeviceWhite:alpha:**

NSColor

**colorWithKey:**

NSColorList

**colorWithPatternImage:**

NSColor

**colorizeByMappingGray:toColor:blackMapping:whiteMapping:**

NSBitmapImageRep

**columnAtPoint:**

NSTableView, NSTableHeaderView

**columnOfMatrix:**

NSBrowser

**columnWithIdentifier:**

NSTableView

**columnsInRect:**

NSTableView

**comboBoxSelectionDidChange:**

NSComboBox

**comboBoxSelectionIsChanging:**

NSComboBox

**comboBoxWillDismiss:**

NSComboBox

**comboBoxWillPopUp:**

NSComboBox

**commandClassName**

NSScriptCommandDescription

**commandDescription**

NSScriptCommand

**commandDescriptionWithAppleEventClass:andAppleEventCode:**

NSScriptSuiteRegistry

**commandDescriptionsInSuite:**

NSScriptSuiteRegistry

**commandName**

NSScriptCommandDescription

**commonPrefixWithString:options:**

NSString

**compare:**

NSString, NSDecimalNumber, NSCell, NSNumber, NSDate

**compare:options:**

NSString

**compare:options:range:**

NSString

**compare:options:range:locale:**

NSString

**compileAndReturnError:**

NSAppleScript

**complete:**

NSResponder

**completePathIntoString:caseSensitive:matchesIntoArray:filterTypes:**

NSString

**completedString:**

NSComboBoxCell

**completes**

NSComboBoxCell, NSComboBox

**components**

NSPortMessage

**componentsJoinedByString:**

NSArray

**componentsSeparatedByString:**

NSString

**componentsToDisplayForPath:**

NSFileManager

**compositeToPoint:fromRect:operation:**

NSImage

**compositeToPoint:fromRect:operation:fraction:**

NSImage

**compositeToPoint:operation:**

NSImage

**compositeToPoint:operation:fraction:**

NSImage

**concat**

NSAffineTransform

**condition**

NSConditionLock

## **configurationDictionary**

NSToolbar

## **configureAsServer**

NSRunLoop

## **conformsToProtocol:**

NSObject

## **connection**

NSDistantObjectRequest, NSPortCoder

## **connection:handleRequest:**

NSConnection

## **connection:shouldMakeNewConnection:**

NSConnection

## **connectionForProxy**

NSDistantObject

## **connectionWithReceivePort:sendPort:**

NSConnection



**connectionWithRegisteredName:host:**

NSConnection

**connectionWithRegisteredName:host:usingNameServer:**

NSConnection

**constrainFrameRect:toScreen:**

NSWindow

**constrainScrollPoint:**

NSClipView

**containerClassDescription**

NSScriptObjectSpecifier

**containerIsObjectBeingTested**

NSScriptObjectSpecifier

**containerIsRangeContainerObject**

NSScriptObjectSpecifier

**containerSize**

NSTextContainer

**containerSpecifier**

NSScriptObjectSpecifier

**containsAttachments**

NSAttributedString

**containsObject:**

NSSet, NSArray

**containsPoint:**

NSBezierPath, NSTextContainer

**containsValueForKey:**

NSKeyedUnarchiver, NSCoder

**contentRect**

NSTabView

**contentRectForFrameRect:styleMask:**

NSWindow

**contentSize**

NSScrollView, NSDrawer

**contentSizeForFrameSize:hasHorizontalScroller:hasVerticalScroller:borderType:**

NSScrollView

## **contentView**

NSWindow, NSBox, NSScrollView, NSDrawer

## **contentViewMargins**

NSBox

## **contentsAtPath:**

NSFileManager

## **contentsEqualAtPath:andPath:**

NSFileManager

## **context**

NSPrintOperation, NSApplication, NSEvent

## **contextHelpForKey:**

NSBundle

## **contextHelpForObject:**

NSHelpManager

## **contextMenuRepresentation**

NSMenu

## **continueTracking:at:inView:**

NSCell

**control:didFailToFormatString:errorDescription:**

NSControl

**control:didFailToValidatePartialString:errorDescription:**

NSControl

**control:isValidObject:**

NSControl

**control:textShouldBeginEditing:**

NSControl

**control:textShouldEndEditing:**

NSControl

**control:textView:doCommandBySelector:**

NSControl

**controlBackgroundColor**

NSColor

**controlCharacterSet**

NSCharacterSet

## **controlColor**

NSColor

## **controlContentFontSize:**

NSFont

## **controlDarkShadowColor**

NSColor

## **controlHighlightColor**

NSColor

## **controlLightHighlightColor**

NSColor

## **controlPointBounds**

NSBezierPath

## **controlShadowColor**

NSColor

## **controlSize**

NSProgressIndicator, NSCell, NSTabView, NSScroller

## **controlTextColor**

NSColor

**controlTextDidBeginEditing:**

NSControl

**controlTextDidChange:**

NSControl

**controlTextDidEndEditing:**

NSControl

**controlTint**

NSProgressIndicator, NSCell, NSTabView, NSScroller

**controlView**

NSCell, NSActionCell

**conversation**

NSDistantObjectRequest

**convertBaseToScreen:**

NSWindow

**convertFont:**

NSFontManager

**convertFont:toFace:**

NSFontManager

**convertFont:toFamily:**

NSFontManager

**convertFont:toHaveTrait:**

NSFontManager

**convertFont:toNotHaveTrait:**

NSFontManager

**convertFont:toSize:**

NSFontManager

**convertOldFactor:newFactor:**

NSPageLayout

**convertPoint:fromView:**

NSView

**convertPoint:toView:**

NSView

**convertRect:fromView:**

NSView

**convertRect:toView:**

NSView

**convertScreenToBase:**

NSWindow

**convertSize:fromView:**

NSView

**convertSize:toView:**

NSView

**convertWeight:ofFont:**

NSFontManager

**copiesOnScroll**

NSClipView

**copy**

NSObject

**copy:**

NSMovieView, NSText



## **copyAttributesFromContext:withMask:**

NSOpenGLContext

## **copyFont:**

NSText

## **copyPath:toPath:handler:**

NSFileManager

## **copyRuler:**

NSText

## **copyWithZone:**

NSObject

## **cornerView**

NSTableView

## **count**

NSDictionary, NSSet, NSArray

## **countForObject:**

NSCountedSet

## **countWordsInString:language:**

NSSpellChecker

**coveredCharacterSet**

NSFont

**createClassDescription**

NSCreateCommand

**createCommandInstance**

NSScriptCommandDescription

**createCommandInstanceWithZone:**

NSScriptCommandDescription

**createContext**

NSPrintOperation

**createConversationForConnection:**

NSConnection

**createDirectoryAtPath:attributes:**

NSFileManager

**createFileAtPath:contents:attributes:**

NSFileManager

## **createSymbolicLinkAtPath:pathContent:**

NSFileManager

## **createTexture:fromView:internalFormat:**

NSOpenGLContext

## **currentContainer**

NSSimpleHorizontalTypesetter

## **currentContext**

NSGraphicsContext, NSOpenGLContext

## **currentContextDrawingToScreen**

NSGraphicsContext

## **currentConversation**

NSConnection

## **currentCursor**

NSCursor

## **currentDirectory**

NSDocumentController

## **currentDirectoryPath**

NSTask, NSFileManager

### **currentDocument**

NSDocumentController

### **currentEditor**

NSControl

### **currentEvent**

NSWindow, NSApplication

### **currentHandler**

NSAssertionHandler

### **currentHost**

NSHost

### **currentInputManager**

NSInputManager

### **currentLayoutManager**

NSSimpleHorizontalTypesetter

### **currentMode**

NSRunLoop

## **currentOperation**

NSPrintOperation

## **currentPage**

NSPrintOperation, NSPDFImageRep

## **currentParagraphStyle**

NSSimpleHorizontalTypesetter

## **currentPoint**

NSBezierPath

## **currentRunLoop**

NSRunLoop

## **currentTextStorage**

NSSimpleHorizontalTypesetter

## **currentThread**

NSThread

## **currentVirtualScreen**

NSOpenGLContext

## **curveToPoint:**

NSBezierPath

## **customizationPalettesRunning**

NSToolbar

## **cut:**

NSMovieView, NSText

## **cyanColor**

NSColor

## **cyanComponent**

NSColor

## **cycleToNextInputLanguage:**

NSInputManager

## **cycleToNextInputServerInLanguage:**

NSInputManager

[\[ Team LiB \]](#)

◀ PREVIOUS

NEXT ▶

---

[This HTML Help has been published using the chm2web software.](#)

Click [here](#) to show toolbars of the Web Online Help System: [show toolbars](#)

[\[ Team LiB \]](#)

◀ PREVIOUS

NEXT ▶

## D

### **darkGrayColor**

NSColor

### **data**

NSData, NSTimeZone, NSAppleEventDescriptor

### **data1**

NSEvent

### **data2**

NSEvent

### **dataCell**

NSTableColumn

### **dataCellForRow:**

NSTableColumn

### **dataForKey:**

NSUserDefaults

**dataForType:**

NSPasteboard

**dataFromPropertyList:format:errorDescription:**

NSPropertyListSerialization

**dataRepresentationOfType:**

NSDocument

**dataSource**

NSTableView, NSComboBoxCell, NSComboBox

**dataUsingEncoding:**

NSString

**dataUsingEncoding:allowLossyConversion:**

NSString

**dataWithBytes:length:**

NSData

**dataWithBytesNoCopy:length:**

NSData

**dataWithBytesNoCopy:length: freeWhenDone:**



NSData

**dataWithCapacity:**

NSMutableData

**dataWithContentsOfFile:**

NSData

**dataWithContentsOfMappedFile:**

NSData

**dataWithContentsOfURL:**

NSData

**dataWithData:**

NSData

**dataWithEPSInsideRect:**

NSWindow, NSView

**dataWithLength:**

NSMutableData

**dataWithPDFInsideRect:**

NSWindow, NSView

## **date**

NSDate

## **dateByAddingYears:months:days:hours:minutes:seconds:**

NSDate

## **dateFormat**

NSDateFormatter

## **dateWithCalendarFormat:timeZone:**

NSDate

## **dateWithNaturalLanguageString:**

NSDate

## **dateWithNaturalLanguageString:locale:**

NSDate

## **dateWithString:**

NSDate

## **dateWithString:calendarFormat:**

NSDate

## **dateWithString:calendarFormat:locale:**

NSCalendarDate

**dateWithTimeIntervalSince1970:**

NSDate

**dateWithTimeIntervalSinceNow:**

NSDate

**dateWithTimeIntervalSinceReferenceDate:**

NSDate

**dateWithYear:month:day:hour:minute:second:timeZone:**

NSCalendarDate

**dayOfCommonEra**

NSCalendarDate

**dayOfMonth**

NSCalendarDate

**dayOfWeek**

NSCalendarDate

**dayOfYear**

NSCalendarDate

## **deactivate**

NSApplication, NSColorWell

## **dealloc**

NSObject, NSProxy

## **decimalDigitCharacterSet**

NSCharacterSet

## **decimalNumberByAdding:**

NSDecimalNumber

## **decimalNumberByAdding:withBehavior:**

NSDecimalNumber

## **decimalNumberByDividingBy:**

NSDecimalNumber

## **decimalNumberByDividingBy:withBehavior:**

NSDecimalNumber

## **decimalNumberByMultiplyingBy:**

NSDecimalNumber

## **decimalNumberByMultiplyingBy:withBehavior:**

NSDecimalNumber

**decimalNumberByMultiplyingByPowerOf10:**

NSDecimalNumber

**decimalNumberByMultiplyingByPowerOf10:withBehavior:**

NSDecimalNumber

**decimalNumberByRaisingToPower:**

NSDecimalNumber

**decimalNumberByRaisingToPower:withBehavior:**

NSDecimalNumber

**decimalNumberByRoundingAccordingToBehavior:**

NSDecimalNumber

**decimalNumberBySubtracting:**

NSDecimalNumber

**decimalNumberBySubtracting:withBehavior:**

NSDecimalNumber

**decimalNumberHandlerWithRoundingMode:scale:raiseOnExactness:raiseOnOverflow:  
raiseOnUnderflow:raiseOnDivideByZero:**

NSDecimalNumberHandler

## **decimalNumberWithDecimal:**

NSDecimalNumber

## **decimalNumberWithMantissa:exponent:isNegative:**

NSDecimalNumber

## **decimalNumberWithString:**

NSDecimalNumber

## **decimalNumberWithString:locale:**

NSDecimalNumber

## **decimalSeparator**

NSNumberFormatter

## **decimalValue**

NSDecimalNumber, NSNumber

## **declareTypes:owner:**

NSPasteboard

## **decodeArrayOfObjCType:count:at:**

NSCoder

## **decodeBoolForKey:**

NSKeyedUnarchiver, NSCoder

**decodeBytesForKey:returnedLength:**

NSKeyedUnarchiver, NSCoder

**decodeBytesWithReturnedLength:**

NSCoder

**decodeClassName:asClassName:**

NSUnarchiver, NSUnarchiver

**decodeDataObject**

NSCoder

**decodeDoubleForKey:**

NSKeyedUnarchiver, NSCoder

**decodeFloatForKey:**

NSKeyedUnarchiver, NSCoder

**decodeInt32ForKey:**

NSKeyedUnarchiver, NSCoder

**decodeInt64ForKey:**

NSKeyedUnarchiver, NSCoder

## **decodeIntForKey:**

NSKeyedUnarchiver, NSCoder

## **decodeNXColor**

NSCoder

## **decodeNXObject**

NSCoder

## **decodeObject**

NSCoder

## **decodeObjectForKey:**

NSKeyedUnarchiver, NSCoder

## **decodePoint**

NSCoder

## **decodePointForKey:**

NSCoder

## **decodePortObject**

NSPortCoder

## **decodePropertyList**



NSCoder

### **decodeRect**

NSCoder

### **decodeRectForKey:**

NSCoder

### **decodeSize**

NSCoder

### **decodeSizeForKey:**

NSCoder

### **decodeValueOfObjCType:at:**

NSCoder

### **decodeValuesOfObjCTypes:...**

NSCoder

### **decomposableCharacterSet**

NSCharacterSet

### **decomposedStringWithCanonicalMapping**

NSString

## **decomposedStringWithCompatibilityMapping**

NSString

## **deepestScreen**

NSScreen, NSWindow

## **defaultAttachmentScaling**

NSLayoutManager

## **defaultBehavior**

NSDecimalNumber

## **defaultButtonCell**

NSWindow

## **defaultCStringEncoding**

NSString

## **defaultCenter**

NSDistributedNotificationCenter, NSNotificationCenter

## **defaultConnection**

NSConnection

## **defaultDecimalNumberHandler**

NSDecimalNumberHandler

**defaultDepthLimit**

NSWindow

**defaultFlatness**

NSBezierPath

**defaultLineCapStyle**

NSBezierPath

**defaultLineHeightForFont**

NSFont

**defaultLineHeightForFont:**

NSLayoutManager

**defaultLineJoinStyle**

NSBezierPath

**defaultLineWidth**

NSBezierPath

**defaultManager**

NSFileManager

## **defaultMenu**

NSCell, NSView

## **defaultMiterLimit**

NSBezierPath

## **defaultNameServerPortNumber**

NSSocketPortNameServer

## **defaultParagraphStyle**

NSParagraphStyle

## **defaultPixelFormat**

NSOpenGLView

## **defaultPrinter**

NSPrintInfo

## **defaultQueue**

NSNotificationQueue

## **defaultSubcontainerAttributeKey**

NSScriptClassDescription

## **defaultTimeZone**

NSTimeZone

### **defaultTypesetterBehavior**

NSTypesetter

### **defaultWindingRule**

NSBezierPath

### **defaultWritingDirectionForLanguage:**

NSParagraphStyle

### **delegate**

NSImage, NSTextStorage, NSWindow, NSTableView, NSSound, NSKeyedUnarchiver, NSNetServiceBrowser, NSSplitView, NSTextView, NSNetService, NSLayoutManager, NSFontManager, NSDrawer, NSMatrix, NSApplication, NSCustomImageRep, NSPort, NSSpellServer, NSToolbar, NSKeyedArchiver, NSTabView, NSBrowser, NSConnection, NSTextField, NSText

### **delete:**

NSText

### **deleteBackward:**

NSResponder

### **deleteCharactersInRange:**

NSMutableString, NSMutableAttributedString

### **deleteForward:**

NSResponder

**deleteGlyphsInRange:**

NSLayoutManager

**deleteToBeginningOfLine:**

NSResponder

**deleteToBeginningOfParagraph:**

NSResponder

**deleteToEndOfLine:**

NSResponder

**deleteToEndOfParagraph:**

NSResponder

**deleteToMark:**

NSResponder

**deleteWordBackward:**

NSResponder

**deleteWordForward:**

NSResponder

## **deliverResult**

NSPrintOperation

## **deltaX**

NSEvent

## **deltaY**

NSEvent

## **deltaZ**

NSEvent

## **deminiaturize:**

NSWindow

## **depth**

NSScreen

## **depthLimit**

NSWindow

## **dequeueNotificationsMatching:coalesceMask:**

NSNotificationQueue

## **descender**

NSFont

## **description**

NSString, NSData, NSDictionary, NSTimeZone, NSObject, NSSet, NSArray, NSCalendarDate, NSDate, NSProxy

## **descriptionInStringsFileFormat**

NSDictionary

## **descriptionWithCalendarFormat:**

NSCalendarDate

## **descriptionWithCalendarFormat:locale:**

NSCalendarDate

## **descriptionWithCalendarFormat:timeZone:locale:**

NSDate

## **descriptionWithLocale:**

NSDictionary, NSDecimalNumber, NSSet, NSArray, NSNumber, NSCalendarDate, NSDate

## **descriptionWithLocale:indent:**

NSDictionary, NSArray

## **descriptorAtIndex:**

NSAppleEventDescriptor



**descriptorForKeyword:**

NSAppleEventDescriptor

**descriptorType**

NSAppleEventDescriptor

**descriptorWithBoolean:**

NSAppleEventDescriptor

**descriptorWithDescriptorType:bytes:length:**

NSAppleEventDescriptor

**descriptorWithDescriptorType:data:**

NSAppleEventDescriptor

**descriptorWithEnumCode:**

NSAppleEventDescriptor

**descriptorWithInt32:**

NSAppleEventDescriptor

**descriptorWithString:**

NSAppleEventDescriptor

**descriptorWithTypeCode:**

NSAppleEventDescriptor

**deselectAll:**

NSTableView

**deselectAllCells**

NSMatrix

**deselectColumn:**

NSTableView

**deselectItemAtIndex:**

NSComboBoxCell, NSComboBox

**deselectRow:**

NSTableView

**deselectSelectedCell**

NSMatrix

**deserializeAlignedBytesLengthAtCursor:**

NSData

**deserializeBytes:length:atCursor:**

NSData

**deserializeDataAt:ofObjCType:atCursor:context:**

NSData

**deserializeIntAtCursor:**

NSData

**deserializeIntAtIndex:**

NSData

**deserializeInts:count:atCursor:**

NSData

**deserializeInts:count:atIndex:**

NSData

**deserializePropertyListFromData:atCursor:mutableContainers:**

NSDeserializer

**deserializePropertyListFromData:mutableContainers:**

NSDeserializer

**deserializePropertyListLazilyFromData:atCursor:length:mutableContainers:**

NSDeserializer

**destination**

NSNibConnector

## **destroyContext**

NSPrintOperation

## **detachColorList:**

NSColorPicker, NSColorPanel

## **detachDrawingThread:toTarget:withObject:**

NSApplication

## **detachNewThreadSelector:toTarget:withObject:**

NSThread

## **detachSubmenu**

NSMenuView

## **developmentLocalization**

NSBundle

## **deviceDescription**

NSScreen, NSWindow, NSPrinter

## **dictionary**

NSDictionary, NSPrintInfo

**dictionaryForKey:**

NSUserDefaults

**dictionaryRepresentation**

NSUserDefaults

**dictionaryWithCapacity:**

NSMutableDictionary

**dictionaryWithContentsOfFile:**

NSDictionary

**dictionaryWithContentsOfURL:**

NSDictionary

**dictionaryWithDictionary:**

NSDictionary

**dictionaryWithObject:forKey:**

NSDictionary

**dictionaryWithObjects:forKeys:**

NSDictionary

**dictionaryWithObjects:forKeys:count:**

NSDictionary

**dictionaryWithObjectsAndKeys:...**

NSDictionary

**didAddSubview:**

NSView

**didChangeText**

NSTextView

**didLoadBytes:loadComplete:**

NSURLHandle

**directParameter**

NSScriptCommand

**directory**

NSSavePanel

**directoryAttributes**

NSDirectoryEnumerator

**directoryContentsAtPath:**

NSFileManager

## **disableCursorRects**

NSWindow

## **disableFlushWindow**

NSWindow

## **disableKeyEquivalentForDefaultButtonCell**

NSWindow

## **disableUndoRegistration**

NSUndoManager

## **disabledControlTextColor**

NSColor

## **discardCachedImage**

NSWindow

## **discardCursorRects**

NSWindow, NSView

## **discardEventsMatchingMask:beforeEvent:**

NSWindow, NSApplication

## **dismissPopUp**

NSPopUpButtonCell

## **dispatch**

NSPortCoder

## **dispatchRawAppleEvent:withRawReply:handlerRefCon:**

NSAppleEventManager

## **display**

NSWindow, NSView

## **displayAllColumns**

NSBrowser

## **displayColumn:**

NSBrowser

## **displayIfNeeded**

NSWindow, NSView

## **displayIfNeededIgnoringOpacity**

NSView

## **displayIfNeededInRect:**

NSView



### **displayIfNeededIgnoringOpacity:**

NSView

### **displayMode**

NSToolbar

### **displayName**

NSFont, NSDocument

### **displayNameAtPath:**

NSFileManager

### **displayNameForType:**

NSDocumentController

### **displayRect:**

NSView

### **displayRectIgnoringOpacity:**

NSView

### **dissolveToPoint:fraction:**

NSImage

### **dissolveToPoint:fromRect:fraction:**

NSImage

**distantFuture**

NSDate

**distantPast**

NSDate

**dividerThickness**

NSSplitView

**doClick:**

NSBrowser

**doCommandBySelector:**

NSResponder

**doDoubleClick:**

NSBrowser

**document**

NSWindowController

**documentClassForType:**

NSDocumentController

## **documentCursor**

NSScrollView, NSClipView

## **documentForFileName:**

NSDocumentController

## **documentForWindow:**

NSDocumentController

## **documentRect**

NSClipView

## **documentView**

NSScrollView, NSClipView

## **documentVisibleRect**

NSScrollView, NSClipView

## **documents**

NSDocumentController

## **doesNotRecognizeSelector:**

NSObject

## **domain**

NSPrinter, NSNetService

### **doubleAction**

NSTableView, NSMatrix, NSBrowser

### **doubleClickAtIndex:**

NSAttributedString

### **doubleValue**

NSString, NSProgressIndicator, NSControl, NSDecimalNumber, NSCell, NSNumber, NSActionCell

### **dragColor:withEvent:fromView:**

NSColorPanel

### **dragImage:at:offset:event:clipboard:source:slideBack:**

NSWindow

### **dragImageForRows:event:dragImageOffset:**

NSTableView

### **dragImageForSelectionWithEvent:origin:**

NSTextView

### **dragOperationForDraggingInfo:type:**

NSTextView

**dragSelectionWithEvent:offset:slideBack:**

NSTextView

**draggedColumn**

NSTableHeaderView

**draggedDistance**

NSTableHeaderView

**draw**

NSImageRep

**drawArrow:highlight:**

NSScroller

**drawAtPoint:**

NSAttributedString, NSImageRep

**drawAtPoint:fromRect:operation:fraction:**

NSImage

**drawBackgroundForGlyphRange:atPoint:**

NSLayoutManager

**drawBarInside:flipped:**

NSSliderCell

**drawBorderAndBackgroundWithFrame:inView:**

NSMenuItemCell

**drawCell:**

NSControl

**drawCellAtIndex:**

NSForm

**drawCellAtRow:column:**

NSMatrix

**drawCellInside:**

NSControl

**drawDividerInRect:**

NSSplitView

**drawGlyphsForGlyphRange:atPoint:**

NSLayoutManager

**drawGridInClipRect:**

NSTableView

**drawHashMarksAndLabelsInRect:**

NSRulerView

**drawImageWithFrame:inView:**

NSMenuItemCell

**drawInRect:**

NSAttributedString, NSImageRep

**drawInRect:fromRect:operation:fraction:**

NSImage

**drawInsertionPointInRect:color:turnedOn:**

NSTextView

**drawInteriorWithFrame:inView:**

NSCell

**drawKeyEquivalentWithFrame:inView:**

NSMenuItemCell

**drawKnob**

NSSliderCell, NSScroller

**drawLabel:inRect:**

NSTabViewItem

**drawMarkersInRect:**

NSRulerView

**drawPackedGlyphs:atPoint:**

NSBezierPath

**drawPageBorderWithSize:**

NSView

**drawParts**

NSScroller

**drawRect:**

NSRulerMarker, NSView

**drawRepresentation:inRect:**

NSImage

**drawRow:clipRect:**

NSTableView

**drawSelector**

NSCustomImageRep



**drawSeparatorItemWithFrame:inView:**

NSMenuItemCell

**drawSheetBorderWithSize:**

NSView

**drawStateImageWithFrame:inView:**

NSMenuItemCell

**drawSwatchInRect:**

NSColor

**drawTitleOfColumn:inRect:**

NSBrowser

**drawTitleWithFrame:inView:**

NSMenuItemCell

**drawUnderlineForGlyphRange:underlineType:baselineOffset:lineFragmentRect:  
lineFragmentGlyphRange:containerOrigin:**

NSLayoutManager

**drawWellInside:**

NSColorWell

**drawWithFrame:inView:**

NSCell

**drawerDidClose:**

NSDrawer

**drawerDidOpen:**

NSDrawer

**drawerShouldClose:**

NSDrawer

**drawerShouldOpen:**

NSDrawer

**drawerWillClose:**

NSDrawer

**drawerWillOpen:**

NSDrawer

**drawerWillResizeContents:toSize:**

NSDrawer

**drawers**

NSWindow

## **drawingRectForBounds:**

NSCell

## **drawsBackground**

NSTextFieldCell, NSTextView, NSScrollView, NSClipView, NSMatrix, NSTabView, NSTextField, NSText

## **drawsCellBackground**

NSMatrix

## **drawsGrid**

NSTableView

## **drawsOutsideLineFragmentForGlyphAtIndex:**

NSLayoutManager

[\[ Team LiB \]](#)

◀ PREVIOUS

NEXT ▶

---

[This HTML Help has been published using the chm2web software.](#)

Click [here](#) to show toolbars of the Web Online Help System: [show toolbars](#)

[\[ Team LiB \]](#)

◀ PREVIOUS

NEXT ▶

## E

### **EPSOperationWithView:insideRect:toData:**

NSPrintOperation

### **EPSOperationWithView:insideRect:toData:printInfo:**

NSPrintOperation

### **EPSOperationWithView:insideRect:toPath:printInfo:**

NSPrintOperation

### **EPSRepresentation**

NSEPSImageRep

### **earlierDate:**

NSDate

### **echosBullets**

NSSecureTextFieldCell

### **edge**

NSDrawer

**editColumn:row:withEvent:select:**

NSTableView

**editWithFrame:inView:editor:delegate:event:**

NSCell

**edited:range:changeInLength:**

NSTextStorage

**editedColumn**

NSTableView

**editedMask**

NSTextStorage

**editedRange**

NSTextStorage

**editedRow**

NSTableView

**editingStringForObjectValue:**

NSFormatter

**elementAtIndex:**

NSBezierPath

**elementCount**

NSBezierPath

**enableCursorRects**

NSWindow

**enableFlushWindow**

NSWindow

**enableFreedObjectCheck:**

NSAutoreleasePool

**enableKeyEquivalentForDefaultButtonCell**

NSWindow

**enableMultipleThreads**

NSConnection

**enableRelease:**

NSAutoreleasePool

**enableUndoRegistration**

NSUndoManager

## **enclosingScrollView**

NSView

## **encodeArrayOfObjCType:count:at:**

NSCoder

## **encodeBool:forKey:**

NSCoder, NSKeyedArchiver

## **encodeBycopyObject:**

NSCoder

## **encodeByrefObject:**

NSCoder

## **encodeBytes:length:**

NSCoder

## **encodeBytes:length:forKey:**

NSCoder, NSKeyedArchiver

## **encodeClassName:intoClassName:**

NSArchiver

## **encodeConditionalObject:**

NSCoder, NSArchiver

**encodeConditionalObject:forKey:**

NSCoder, NSKeyedArchiver

**encodeDataObject:**

NSCoder

**encodeDouble:forKey:**

NSCoder, NSKeyedArchiver

**encodeFloat:forKey:**

NSCoder, NSKeyedArchiver

**encodeInt32:forKey:**

NSCoder, NSKeyedArchiver

**encodeInt64:forKey:**

NSCoder, NSKeyedArchiver

**encodeInt:forKey:**

NSCoder, NSKeyedArchiver

**encodeNXObject:**

NSCoder



**encodeObject:**

NSCoder

**encodeObject:forKey:**

NSCoder, NSKeyedArchiver

**encodePoint:**

NSCoder

**encodePoint:forKey:**

NSCoder

**encodePortObject:**

NSPortCoder

**encodePropertyList:**

NSCoder

**encodeRect:**

NSCoder

**encodeRect:forKey:**

NSCoder

**encodeRootObject:**

NSCoder, NSArchiver

**encodeSize:**

NSCoder

**encodeSize:forKey:**

NSCoder

**encodeValueOfObjCType:at:**

NSCoder

**encodeValuesOfObjCTypes:...**

NSCoder

**encodeWithCoder:**

NSComboBoxCell, NSComboBox

**encodingScheme**

NSFont

**endDocument**

NSView

**endEditing**

NSMutableAttributedString

**endEditing:**

NSCell

**endEditingFor:**

NSWindow

**endLoadInBackground**

NSURLHandle

**endModalSession:**

NSApplication

**endPage**

NSView

**endSheet:**

NSApplication

**endSheet:returnCode:**

NSApplication

**endSpecifier**

NSRangeSpecifier

**endSubelementIdentifier**

NSWhoseSpecifier

### **endSubelementIndex**

NSWhoseSpecifier

### **endUndoGrouping**

NSUndoManager

### **enqueueNotification:postingStyle:**

NSNotificationQueue

### **enqueueNotification:postingStyle:coalesceMask:forModes:**

NSNotificationQueue

### **ensureAttributesAreFixedInRange:**

NSTextStorage

### **enterExitEventWithType:location:modifierFlags:timestamp>windowNumber:context:eventNumber:trackingNumber:userData:**

NSEvent

### **entryType**

NSCell

### **enumCodeValue**

NSAppleEventDescriptor

## **enumeratorAtPath:**

NSFileManager

## **environment**

NSProcessInfo, NSTask

## **establishConnection**

NSNibOutletConnector, NSNibConnector, NSNibControlConnector

## **evaluate**

NSPositionalSpecifier

## **evaluatedArguments**

NSScriptCommand

## **evaluatedReceivers**

NSScriptCommand

## **evaluationErrorNumber**

NSScriptObjectSpecifier

## **evaluationErrorSpecifier**

NSScriptObjectSpecifier

## **eventClass**

NSAppleEventDescriptor

**eventID**

NSAppleEventDescriptor

**eventNumber**

NSEvent

**exceptionWithName:reason:userInfo:**

NSException

**exchangeObjectAtIndex:withObjectAtIndex:**

NSMutableArray

**executablePath**

NSBundle

**executeAndReturnError:**

NSAppleScript

**executeAppleEvent:error:**

NSAppleScript

**executeCommand**

NSScriptCommand

## **exit**

NSThread

## **expandItem:**

NSOutlineView

## **expandItem:expandChildren:**

NSOutlineView

## **extendPowerOffBy:**

NSWorkspace

## **extraLineFragmentRect**

NSLayoutManager

## **extraLineFragmentTextContainer**

NSLayoutManager

## **extraLineFragmentUsedRect**

NSLayoutManager

[\[ Team LiB \]](#)

◀ PREVIOUS

NEXT ▶

Click [here](#) to show toolbars of the Web Online Help System: [show toolbars](#)

[\[ Team LiB \]](#)

◀ PREVIOUS

NEXT ▶

## F

### **failureReason**

NSURLHandle

### **familyName**

NSFont

### **fastestEncoding**

NSString

### **fieldEditor:forObject:**

NSWindow

### **fileAttributes**

NSFileWrapper, NSDirectoryEnumerator

### **fileAttributesAtPath:traverseLink:**

NSFileManager

### **fileAttributesToWriteToFile:ofType:saveOperation:**

NSDocument



## **fileCreationDate**

NSDictionary

## **fileDescriptor**

NSFileHandle

## **fileExistsAtPath:**

NSFileManager

## **fileExistsAtPath:isDirectory:**

NSFileManager

## **fileExtensionHidden**

NSDictionary

## **fileExtensionsFromType:**

NSDocumentController

## **fileGroupOwnerAccountID**

NSDictionary

## **fileGroupOwnerAccountName**

NSDictionary

## **fileHFSCreatorCode**

NSDictionary

### **fileHFSTypeCode**

NSDictionary

### **fileHandleForReading**

NSPipe

### **fileHandleForReadingAtPath:**

NSFileHandle

### **fileHandleForUpdatingAtPath:**

NSFileHandle

### **fileHandleForWriting**

NSPipe

### **fileHandleForWritingAtPath:**

NSFileHandle

### **fileHandleWithNullDevice**

NSFileHandle

### **fileHandleWithStandardError**

NSFileHandle

## **fileHandleWithStandardInput**

NSFileHandle

## **fileHandleWithStandardOutput**

NSFileHandle

## **fileIsAppendOnly**

NSDictionary

## **fileIsImmutable**

NSDictionary

## **fileModificationDate**

NSDictionary

## **fileName**

NSDocument

## **fileNameExtensionWasHiddenInLastRunSavePanel**

NSDocument

## **fileNameFromRunningSavePanelForSaveOperation:**

NSDocument

## **fileNamesFromRunningOpenPanel**

NSDocumentController

**fileOwnerAccountID**

NSDictionary

**fileOwnerAccountName**

NSDictionary

**filePosixPermissions**

NSDictionary

**fileSize**

NSDictionary

**fileSystemAttributesAtPath:**

NSFileManager

**fileSystemChanged**

NSWorkspace

**fileSystemFileNumber**

NSDictionary

**fileSystemNumber**

NSDictionary

## **fileSystemRepresentation**

NSString

## **fileSystemRepresentationWithPath:**

NSFileManager

## **fileType**

NSDictionary, NSDocument

## **fileTypeFromLastRunSavePanel**

NSDocument

## **fileURLWithPath:**

NSURL

## **fileWrapper**

NSTextAttachment

## **fileWrapperRepresentationOfType:**

NSDocument

## **fileWrappers**

NSFileWrapper

## **filename**

NSFileWrapper, NSSavePanel

## **filenames**

NSOpenPanel

## **fill**

NSBezierPath

## **fillAttributesCache**

NSSimpleHorizontalTypesetter

## **fillRect:**

NSBezierPath

## **finalWritePrintInfo**

NSPrintPanel

## **findApplications**

NSWorkspace

## **finishDecoding**

NSKeyedUnarchiver

## **finishEncoding**

NSKeyedArchiver

## **finishLaunching**

NSApplication

## **fire**

NSTimer

## **fireDate**

NSTimer

## **firstGlyphIndexOfCurrentLineFragment**

NSSimpleHorizontalTypesetter

## **firstLineHeadIndent**

NSParagraphStyle

## **firstObjectCommonWithArray:**

NSArray

## **firstResponder**

NSWindow

## **firstTextView**

NSLayoutManager

## **firstUnlaidCharacterIndex**

NSLayoutManager

**firstUnlaidGlyphIndex**

NSLayoutManager

**firstVisibleColumn**

NSBrowser

**fixAttachmentAttributeInRange:**

NSMutableAttributedString

**fixAttributesInRange:**

NSMutableAttributedString

**fixFontAttributeInRange:**

NSMutableAttributedString

**fixParagraphStyleAttributeInRange:**

NSMutableAttributedString

**fixesAttributesLazily**

NSTextStorage

**flagsChanged:**

NSResponder



## **flatness**

NSBezierPath

## **floatForKey:**

NSUserDefaults

## **floatForKey:inTable:**

NSPrinter

## **floatValue**

NSString, NSControl, NSCell, NSNumber, NSActionCell

## **flushBuffer**

NSOpenGLContext

## **flushBufferedKeyEvents**

NSResponder

## **flushCachedData**

NSURLHandle

## **flushGraphics**

NSGraphicsContext

## **flushHostCache**

NSHost

## **flushWindow**

NSWindow

## **flushWindowIfNeeded**

NSWindow

## **focusStack**

NSGraphicsContext

## **focusView**

NSView

## **font**

NSTextStorage, NSControl, NSCell, NSTabView, NSMenuView, NSText

## **fontAttributesInRange:**

NSAttributedString

## **fontManager:willIncludeFont:**

NSFontManager

## **fontMenu:**

NSFontManager

## **fontName**

NSFont

## **fontNamed:hasTraits:**

NSFontManager

## **fontPanel:**

NSFontManager

## **fontWithFamily:traits:weight:size:**

NSFontManager

## **fontWithName:matrix:**

NSFont

## **fontWithName:size:**

NSFont

## **foregroundColor**

NSTextStorage

## **formIntersectionWithCharacterSet:**

NSMutableCharacterSet

## **formUnionWithCharacterSet:**

NSMutableCharacterSet

## **format**

NSNumberFormatter

## **formatter**

NSControl, NSCell

## **forwardInvocation:**

NSUndoManager, NSObject, NSProxy

## **fractionOfDistanceThroughGlyphForPoint:inTextContainer:**

NSLayoutManager

## **fragment**

NSURL

## **frame**

NSScreen, NSWindow, NSView

## **frameAutosaveName**

NSWindow

## **frameLength**

NSMethodSignature

## **frameOfCellAtColumn:row:**

NSTableView

## **frameOfColumn:**

NSBrowser

## **frameOfInsideOfColumn:**

NSBrowser

## **frameRectForContentRect:styleMask:**

NSWindow

## **frameRotation**

NSView

## **frameSizeForContentSize:hasHorizontalScroller:hasVerticalScroller:borderType:**

NSScrollView

## **fullJustifyLineAtGlyphIndex:**

NSSimpleHorizontalTypesetter

## **fullPathForApplication:**

NSWorkspace

Click [here](#) to show toolbars of the Web Online Help System: [show toolbars](#)

[\[ Team LiB \]](#)

◀ PREVIOUS

NEXT ▶

## G

### **gState**

NSWindow, NSView

### **generalPasteboard**

NSPasteboard

### **getArgumentAtIndex:**

NSInvocation

### **getArgumentTypeAtIndex:**

NSMethodSignature

### **getBitmapDataPlanes:**

NSBitmapImageRep

### **getBytes:**

NSData

### **getBytes:length:**

NSData

**getBytes:range:**

NSData

**getCFRunLoop**

NSRunLoop

**getCString:**

NSString

**getCString:maxLength:**

NSString

**getCString:maxLength:range:remainigRange:**

NSString

**getCharacters:**

NSString

**getCharacters:range:**

NSString

**getCompression:factor:**

NSBitmapImageRep

**getCyan:magenta:yellow:black:alpha:**

NSColor

**getFileSystemInfoForPath:isRemovable: isWritable:isUnmountable:description: type:**

NSWorkspace

**getFileSystemRepresentation:maxLength:**

NSString

**getFirstUnlaidCharacterIndex:glyphIndex:**

NSLayoutManager

**getGlyphs:range:**

NSLayoutManager

**getGlyphsInRange:glyphs:characterIndexes:glyphInscriptions:elasticBits:**

NSLayoutManager

**getGlyphsInRange:glyphs:characterIndexes:glyphInscriptions:elasticBits:bidLevels:**

NSLayoutManager

**getHue:saturation:brightness:alpha:**

NSColor

**getInfoForFile:application:type:**

NSWorkspace



**getLineDash:count:phase:**

NSBezierPath

**getLineStart:end:contentsEnd:forRange:**

NSString

**getNumberOfRows:columns:**

NSMatrix

**getObjectValue:forString:errorDescription:**

NSFormatter

**getObjects:**

NSArray

**getObjects:range:**

NSArray

**getPeriodicDelay:interval:**

NSButtonCell, NSCell, NSButton

**getRed:green:blue:alpha:**

NSColor

**getReturnValue:**

NSInvocation

**getRow:column:forPoint:**

NSMatrix

**getRow:column:ofCell:**

NSMatrix

**getTIFFCompressionTypes:count:**

NSBitmapImageRep

**getValue:**

NSValue

**getValues:forAttribute:forVirtualScreen:**

NSOpenGLPixelFormat

**getValues:forParameter:**

NSOpenGLContext

**getWhite:alpha:**

NSColor

**globallyUniqueString**

NSProcessInfo

## **glyphAtIndex:**

NSLayoutManager

## **glyphAtIndex:isValidIndex:**

NSLayoutManager

## **glyphIndexForPoint:inTextContainer:**

NSLayoutManager

## **glyphIndexForPoint:inTextContainer:fractionOfDistanceThroughGlyph:**

NSLayoutManager

## **glyphIndexToBreakLineByHyphenatingWordAtIndex:**

NSSimpleHorizontalTypesetter

## **glyphIndexToBreakLineByWordWrappingAtIndex:**

NSSimpleHorizontalTypesetter

## **glyphInfoWithCharacterIdentifier:collection:baseString:**

NSGlyphInfo

## **glyphInfoWithGlyph:forFont:baseString:**

NSGlyphInfo

## **glyphInfoWithGlyphName:forFont:baseString:**

NSGlyphInfo

**glyphsEncoded:**

NSFont

**glyphName**

NSGlyphInfo

**glyphPacking**

NSFont

**glyphRangeForBoundingRect:inTextContainer:**

NSLayoutManager

**glyphRangeForBoundingRectWithoutAdditionalLayout:inTextContainer:**

NSLayoutManager

**glyphRangeForCharacterRange:actualCharacterRange:**

NSLayoutManager

**glyphRangeForTextContainer:**

NSLayoutManager

**glyphWithName:**

NSFont

## **gotoBeginning:**

NSMovieView

## **gotoEnd:**

NSMovieView

## **gotoPosterFrame:**

NSMovieView

## **gradientType**

NSButtonCell

## **graphicsContextWithAttributes:**

NSGraphicsContext

## **graphicsContextWithWindow:**

NSGraphicsContext

## **graphicsPort**

NSGraphicsContext

## **grayColor**

NSColor

## **greenColor**

NSColor

## **greenComponent**

NSColor

## **gridColor**

NSTableView, NSColor

## **groupingLevel**

NSUndoManager

## **groupsByEvent**

NSUndoManager

## **growGlyphCaches:fillGlyphInfo:**

NSSimpleHorizontalTypesetter

## **guessesForWord:**

NSSpellChecker

[\[ Team LiB \]](#)

◀ PREVIOUS

NEXT ▶

---

[This HTML Help has been published using the chm2web software.](#)

Click [here](#) to show toolbars of the Web Online Help System: [show toolbars](#)

[\[ Team LiB \]](#)

◀ PREVIOUS

NEXT ▶

## H

### **handleCloseScriptCommand:**

NSWindow

### **handleFailureInFunction:file:lineNumber:description:**

NSAssertionHandler

### **handleFailureInMethod:object:file:lineNumber:description:**

NSAssertionHandler

### **handleMachMessage:**

NSMachPort

### **handleMouseEvent:**

NSInputManager

### **handlePortMessage:**

NSPort

### **handlePrintScriptCommand:**

NSWindow

## **handleSaveScriptCommand:**

NSWindow

## **hasAlpha**

NSImageRep

## **hasCloseBox**

NSWindow

## **hasDynamicDepthLimit**

NSWindow

## **hasEditedDocuments**

NSDocumentController

## **hasHorizontalRuler**

NSScrollView

## **hasHorizontalScroller**

NSScrollView, NSBrowser

## **hasMemberInPlane:**

NSCharacterSet

## **hasPrefix:**



NSString

### **hasShadow**

NSWindow

### **hasSubmenu**

NSMenuItem

### **hasSuffix:**

NSString

### **hasThousandSeparators**

NSNumberFormatter

### **hasTitleBar**

NSWindow

### **hasUndoManager**

NSDocument

### **hasValidObjectValue**

NSCell

### **hasVerticalRuler**

NSScrollView

## **hasVerticalScroller**

NSComboBoxCell, NSScrollView, NSComboBox

## **hash**

NSString

## **headIndent**

NSParagraphStyle

## **headerCell**

NSTableColumn

## **headerColor**

NSColor

## **headerRectOfColumn:**

NSTableHeaderView

## **headerTextColor**

NSColor

## **headerView**

NSTableView

## **heightAdjustLimit**

NSView

## **heightTracksTextView**

NSTextContainer

## **helpRequested:**

NSMenu, NSResponder

## **hide**

NSCursor

## **hide:**

NSApplication

## **hideOtherApplications**

NSWorkspace

## **hideOtherApplications:**

NSApplication

## **hidesOnDeactivate**

NSWindow

## **highlight:**

NSButton, NSScroller

**highlight:withFrame:inView:**

NSCell

**highlightCell:atRow:column:**

NSMatrix

**highlightColor**

NSColor

**highlightColorInView:**

NSBrowserCell

**highlightColorWithFrame:inView:**

NSCell

**highlightMode**

NSStatusItem

**highlightSelectionInClipRect:**

NSTableView

**highlightWithLevel:**

NSColor

**highlightedBranchImage**

NSBrowserCell

## **highlightedItemIndex**

NSMenuView

## **highlightedTableColumn**

NSTableView

## **highlightsBy**

NSButtonCell

## **hitPart**

NSScroller

## **hitTest:**

NSView

## **horizontalEdgePadding**

NSMenuView

## **horizontalLineScroll**

NSScrollView

## **horizontalPageScroll**

NSScrollView

## **horizontalPagination**

NSPrintInfo

## **horizontalRulerView**

NSScrollView

## **horizontalScroller**

NSScrollView

## **host**

NSPrinter, NSURL

## **hostName**

NSProcessInfo

## **hostWithAddress:**

NSHost

## **hostWithName:**

NSHost

## **hotSpot**

NSCursor

## **hourOfDay**

NSCalendarDate

## hueComponent

NSColor

## hyphenationFactor

NSLayoutManager

[\[ Team LiB \]](#)

[◀ PREVIOUS](#) [NEXT ▶](#)

---

[This HTML Help has been published using the chm2web software.](#)

Click [here](#) to show toolbars of the Web Online Help System: [show toolbars](#)

[\[ Team LiB \]](#)

◀ PREVIOUS

NEXT ▶

I

## **IBeamCursor**

NSCursor

## **icon**

NSFileWrapper

## **iconForFile:**

NSWorkspace

## **iconForFileType:**

NSWorkspace

## **iconForFiles:**

NSWorkspace

## **identifier**

NSTableColumn, NSTabViewItem, NSToolbar

## **ignoreWord:inSpellDocumentWithTag:**

NSpeller



## **ignoredWordsInSpellDocumentWithTag:**

NSSpellChecker

## **ignoresAlpha**

NSColor

## **ignoresMouseEvents**

NSWindow

## **ignoresMultiClick**

NSControl

## **illegalCharacterSet**

NSCharacterSet

## **image**

NSSlider, NSBrowserCell, NSCursor, NSMenuItem, NSCell, NSToolbarItem, NSButton, NSImageView, NSRulerMarker, NSInputManager, NSStatusItem

## **image:didLoadPartOfRepresentation:withValidRows:**

NSImage

## **image:didLoadRepresentation:withStatus:**

NSImage

## **image:didLoadRepresentationHeader:**

NSImage

**image:willLoadRepresentation:**

NSImage

**imageAlignment**

NSImageCell, NSImageView

**imageAndTitleOffset**

NSMenuView

**imageAndTitleWidth**

NSMenuView

**imageDidNotDraw:inRect:**

NSImage

**imageDimsWhenDisabled**

NSButtonCell

**imageFileTypes**

NSImage, NSImageRep

**imageFrameStyle**

NSImageCell, NSImageView

## **imageInterpolation**

NSGraphicsContext

## **imageNamed:**

NSImage

## **imageOrigin**

NSRulerMarker

## **imagePasteboardTypes**

NSImage, NSImageRep

## **imagePosition**

NSButtonCell, NSButton

## **imageRectForBounds:**

NSCell, NSMenuItemCell

## **imageRectForPaper:**

NSPrinter

## **imageRectInRuler**

NSRulerMarker

## **imageRepClassForData:**

NSImageRep

**imageRepClassForFileType:**

NSImageRep

**imageRepClassForPasteboardType:**

NSImageRep

**imageRepWithContentsOfFile:**

NSImageRep

**imageRepWithContentsOfURL:**

NSImageRep

**imageRepWithData:**

NSPDFImageRep, NSEPSImageRep, NSBitmapImageRep, NSPICIImageRep

**imageRepWithPasteboard:**

NSImageRep

**imageRepsWithContentsOfFile:**

NSImageRep

**imageRepsWithContentsOfURL:**

NSImageRep

## **imageRepsWithData:**

NSBitmapImageRep

## **imageRepsWithPasteboard:**

NSImageRep

## **imageScaling**

NSImageCell, NSImageView

## **imageUnfilteredFileTypes**

NSImage, NSImageRep

## **imageUnfilteredPasteboardTypes**

NSImage, NSImageRep

## **imageWidth**

NSMenuItemCell

## **imageablePageBounds**

NSPrintInfo

## **importsGraphics**

NSTextView, NSCell, NSTextField, NSText

## **inLiveResize**

NSView

**increaseLengthBy:**

NSMutableData

**increment**

NSStepperCell, NSStepper

**incrementBy:**

NSProgressIndicator

**incrementalLoadFromData:complete:**

NSBitmapImageRep

**indent:**

NSResponder

**indentationMarkerFollowsCell**

NSOutlineView

**indentationPerLevel**

NSOutlineView

**independentConversationQueueing**

NSConnection

## **index**

NSIndexSpecifier

## **indexOfCellWithTag:**

NSForm

## **indexOfItem:**

NSPopUpButton, NSPopUpButtonCell, NSMenu

## **indexOfItemAtPoint:**

NSMenuView

## **indexOfItemWithObjectValue:**

NSComboBoxCell, NSComboBox

## **indexOfItemWithRepresentedObject:**

NSPopUpButton, NSPopUpButtonCell, NSMenu

## **indexOfItemWithSubmenu:**

NSMenu

## **indexOfItemWithTag:**

NSPopUpButton, NSPopUpButtonCell, NSMenu

## **indexOfItemWithTarget:andAction:**

NSPopUpButton, NSPopUpButtonCell, NSMenu

**indexOfItemWithTitle:**

NSPopUpButton, NSPopUpButtonCell, NSMenu

**indexOfObject:**

NSArray

**indexOfObjectInRange:**

NSArray

**indexOfObjectIdenticalTo:**

NSArray

**indexOfObjectIdenticalToInRange:**

NSArray

**indexOfSelectedItem**

NSPopUpButton, NSPopUpButtonCell, NSComboBoxCell, NSForm, NSComboBox

**indexOfTabViewItem:**

NSTabView

**indexOfTabViewItemWithIdentifier:**

NSTabView



## **indexOfTickMarkAtPoint:**

NSSliderCell

## **indicatorImageInTableColumn:**

NSTableView

## **indicesOfObjectsByEvaluatingWithContainer:count:**

NSScriptObjectSpecifier

## **infoDictionary**

NSBundle

## **init**

NSString, NSNetServiceBrowser, NSUserDefaults, NSDocumentController, NSLayoutManager, NSObject, NSSocketPort, NSDate, NSPipe, NSTask, NSDocument

## **initAndTestWithTests:**

NSLogicalTest

## **initAsTearOff**

NSMenuView

## **initWithReferencingFile:**

NSImage

## **initWithReferencingURL:**

NSImage

**initWithFileWrappers:**

NSFileWrapper

**initWithURLWithPath:**

NSURL

**initWithIncrementalLoad**

NSBitmapImageRep

**initWithReadingWithData:**

NSKeyedUnarchiver, NSUnarchiver

**initWithWritingWithMutableData:**

NSKeyedArchiver, NSArchiver

**initWithImageCell:**

NSCell

**initWithListDescriptor**

NSAppleEventDescriptor

**initWithNotTestWithTest:**

NSLogicalTest

## **initWithTests:**

NSLogicalTest

## **initWithRecordDescriptor:**

NSAppleEventDescriptor

## **initWithRegularFileWithContents:**

NSFileWrapper

## **initWithRemoteWithProtocolFamily:socketType:protocol:address:**

NSSocketPort

## **initWithRemoteWithTCPPort:host:**

NSSocketPort

## **initWithSymbolicLinkWithDestination:**

NSFileWrapper

## **initWithTextCell:**

NSFormCell, NSCell

## **initWithTextCell:pullsDown:**

NSPopUpButtonCell

## **initWithAEDescNoCopy:**

NSAppleEventDescriptor

**initWithArray:**

NSSet, NSArray, NSCountedSet

**initWithArray:copyItems:**

NSArray

**initWithAttributedString:**

NSAttributedString

**initWithAttributes:**

NSOpenGLPixelFormat

**initWithBitmapDataPlanes:pixelsWide:pixelsHigh:bitsPerSample:samplesPerPixel:hasAlpha:  
isPlanar:colorSpaceName:bytesPerRow:bitsPePixel:**

NSBitmapImageRep

**initWithBool:**

NSNumber

**initWithBytes:length:**

NSData

**initWithBytes:objCType:**

NSNumber

**initWithBytesNoCopy:length:**

NSData

**initWithBytesNoCopy:length:freeWhenDone:**

NSData

**initWithCString:**

NSString

**initWithCString:length:**

NSString

**initWithCStringNoCopy:length:freeWhenDone:**

NSString

**initWithCapacity:**

NSMutableArray, NSMutableData, NSMutableString, NSMutableDictionary, NSMutableSet,  
NSCountedSet

**initWithChar:**

NSNumber

**initWithCharacters:length:**

NSString

**initWithCharactersNoCopy:length:freeWhenDone:**

NSString

**initWithCoder:**

NSComboBoxCell, NSComboBox

**initWithCommandDescription:**

NSScriptCommand

**initWithCondition:**

NSConditionLock

**initWithContainerClassDescription:containerSpecifier:key:**

NSScriptObjectSpecifier

**initWithContainerClassDescription:containerSpecifier:key:index:**

NSIndexSpecifier

**initWithContainerClassDescription:containerSpecifier:key:name:**

NSNameSpecifier

**initWithContainerClassDescription:containerSpecifier:key:relativePosition:baseSpecifier:**

NSRelativeSpecifier

**initWithContainerClassDescription:containerSpecifier:key:startSpecifier:endSpecifier:**

NSRangeSpecifier

**initWithContainerClassDescription:containerSpecifier:key:test:**

NSWhoseSpecifier

**initWithContainerClassDescription:containerSpecifier:key:uniqueID:**

NSUniqueIDSpecifier

**initWithContainerSize:**

NSTextContainer

**initWithContainerSpecifier:key:**

NSScriptObjectSpecifier

**initWithContentRect:styleMask:backing:defer:**

NSWindow

**initWithContentRect:styleMask:backing:defer:screen:**

NSWindow

**initWithContentSize:preferredEdge:**

NSDrawer

**initWithContentsOfFile:**

NSImage, NSString, NSData, NSDictionary, NSArray

**initWithContentsOfFile:byReference:**

NSSound

**initWithContentsOfFile:ofType:**

NSDocument

**initWithContentsOfMappedFile:**

NSData

**initWithContentsOfURL:**

NSImage, NSString, NSData, NSDictionary, NSArray

**initWithContentsOfURL:byReference:**

NSSound

**initWithContentsOfURL:error:**

NSAppleScript

**initWithContentsOfURL:ofType:**

NSDocument

**initWithData:**

NSImage, NSSound, NSData, NSPDFImageRep, NSEPSImageRep, NSOpenGLPixelFormat, NSBitmapImageRep, NSPICIImageRep

**initWithData:encoding:**



NSString

**initWithDateFormat:allowNaturalLanguage:**

NSDateFormatter

**initWithDecimal:**

NSDecimalNumber

**initWithDelegate:name:**

NSInputServer

**initWithDescriptorType:bytes:length:**

NSAppleEventDescriptor

**initWithDescriptorType:data:**

NSAppleEventDescriptor

**initWithDictionary:**

NSDictionary, NSPrintInfo

**initWithDictionary:copyItems:**

NSDictionary

**initWithDomain:type:name:**

NSNetService

**initWithDomain:type:name:port:**

NSNetService

**initWithDouble:**

NSNumber

**initWithDrawSelector:delegate:**

NSCustomImageRep

**initWithEventClass:eventID:targetDescriptor:returnID:transactionID:**

NSAppleEventDescriptor

**initWithFileDescriptor:**

NSFileHandle

**initWithFileDescriptor:closeOnDealloc:**

NSFileHandle

**initWithFileWrapper:**

NSTextAttachment

**initWithFireDate:interval:target:selector:userInfo:repeats:**

NSTimer

**initWithFloat:**

NSNumber

**initWithFocusedViewRect:**

NSBitmapImageRep

**initWithFormat:...**

NSString

**initWithFormat:arguments:**

NSString

**initWithFormat:locale:...**

NSString

**initWithFormat:locale:arguments:**

NSString

**initWithFormat:shareContext:**

NSOpenGLContext

**initWithFrame:**

NSTextView, NSControl, NSMatrix, NSView, NSMenuView

**initWithFrame:mode:cellClass:numberOfRows:numberOfColumns:**

NSMatrix

**initWithFrame:mode:prototype:numberOfRows:numberOfColumns:**

NSMatrix

**initWithFrame:pixelFormat:**

NSOpenGLView

**initWithFrame:pullsDown:**

NSPopUpButton

**initWithFrame:textContainer:**

NSTextView

**initWithHTML:baseURL:documentAttributes:**

NSAttributedString

**initWithHTML:documentAttributes:**

NSAttributedString

**initWithIdentifier:**

NSTableColumn, NSTabViewItem, NSToolbar

**initWithImage:foregroundColorHint:backgroundColorHint:hotSpot:**

NSCursor

**initWithImage:hotSpot:**

NSCursor

**initWithInt:**

NSNumber

**initWithIdentifier:**

NSToolBarItem

**initWithLength:**

NSMutableData

**initWithLocal:connection:**

NSDistantObject

**initWithLong:**

NSNumber

**initWithLongLong:**

NSNumber

**initWithMachPort:**

NSMachPort

**initWithMantissa:exponent:isNegative:**

NSDecimalNumber

**initWithMovie:**

NSMovie

**initWithName:**

NSTimeZone, NSColorList

**initWithName:data:**

NSTimeZone

**initWithName:fromFile:**

NSColorList

**initWithName:host:**

NSInputManager

**initWithName:reason:userInfo:**

NSException

**initWithNativeHandle:**

NSFileHandle

**initWithNativeHandle:closeOnDealloc:**

NSFileHandle

**initWithNotificationCenter:**

NSNotificationQueue

**initWithObjectSpecifier:comparisonOperator:testObject:**

NSSpecifierTest

**initWithObjects:...**

NSSet, NSArray

**initWithObjects:count:**

NSSet, NSArray

**initWithObjects:forKeys:**

NSDictionary

**initWithObjects:forKeys:count:**

NSDictionary

**initWithObjectsAndKeys:...**

NSDictionary

**initWithPasteboard:**

NSImage, NSSound, NSMovie

**initWithPath:**

NSBundle, NSFileWrapper, NSDistributedLock

**initWithPath:documentAttributes:**

NSAttributedString

**initWithPickerMask:colorPanel:**

NSColorPicker

**initWithPosition:objectSpecifier:**

NSPositionalSpecifier

**initWithProtocolFamily:socketType:protocol:address:**

NSSocketPort

**initWithProtocolFamily:socketType:protocol:socket:**

NSSocketPort

**initWithRTF:documentAttributes:**

NSAttributedString

**initWithRTFD:documentAttributes:**

NSAttributedString

**initWithRTFDFileWrapper:documentAttributes:**

NSAttributedString

**initWithReceivePort:sendPort:**



NSConnection

**initWithReceivePort:sendPort:components:**

NSPortCoder

**initWithRoundingMode:scale:raiseOnExactness:raiseOnOverflow:raiseOnUnderflow:  
raiseOnDivideByZero:**

NSDecimalNumberHandler

**initWithRulerView:markerLocation:image:imageOrigin:**

NSRulerMarker

**initWithScheme:host:path:**

NSURL

**initWithScrollView:orientation:**

NSRulerView

**initWithSendPort:receivePort:components:**

NSPortMessage

**initWithSerializedRepresentation:**

NSFileWrapper

**initWithSet:**

NSSet, NSMutableSet

### **initWithSet:copyItems:**

NSSet

### **initWithShort:**

NSNumber

### **initWithSize:**

NSImage

### **initWithSize:depth:separate:alpha:**

NSCachedImageRep

### **initWithSource:**

NSAppleScript

### **initWithString:**

NSString, NSAttributedString, NSURL, NSDecimalNumber, NSCalendarDate, NSDate, NSScanner

### **initWithString:attributes:**

NSAttributedString

### **initWithString:calendarFormat:**

NSCalendarDate

### **initWithString:calendarFormat:locale:**

NSDate

**initWithString:locale:**

NSNumber

**initWithString:relativeToURL:**

NSURL

**initWithSuiteName:className:dictionary:**

NSString

**initWithSuiteName:commandName:dictionary:**

NSString

**initWithTCPPort:**

NSNumber

**initWithTarget:connection:**

NSObject

**initWithTarget:protocol:**

NSObject

**initWithTimeInterval:sinceDate:**

NSDate

**initWithTimeIntervalSinceNow:**

NSDate

**initWithTimeIntervalSinceReferenceDate:**

NSDate

**initWithTitle:**

NSMenu

**initWithTitle:action:keyEquivalent:**

NSMenuItem

**initWithTransform:**

NSAffineTransform

**initWithType:location:**

NSTextTab

**initWithURL:byReference:**

NSMovie

**initWithURL:cached:**

NSURLHandle

**initWithURL:documentAttributes:**

NSAttributedString

**initWithUTF8String:**

NSString

**initWithUnsignedChar:**

NSNumber

**initWithUnsignedInt:**

NSNumber

**initWithUnsignedLong:**

NSNumber

**initWithUnsignedLongLong:**

NSNumber

**initWithUnsignedShort:**

NSNumber

**initWithUser:**

NSUserDefaults

**initWithWindow:**

NSWindowController

## **initWithWindow:rect:**

NSCachedImageRep

## **initWithWindowNibName:**

NSWindowController

## **initWithWindowNibName:owner:**

NSWindowController

## **initWithWindowNibName:path:owner:**

NSWindowController

## **initWithWindowRef:**

NSWindow

## **initWithYear:month:day:hour:minute:second:timeZone:**

NSDate

## **initWithFirstResponder**

NSWindow, NSTabViewItem

## **initWith**

NSObject

## **initWithRect**

NSMenuView

**insertAttributedString:atIndex:**

NSMutableAttributedString

**insertBacktab:**

NSResponder

**insertColor:key:atIndex:**

NSColorList

**insertColumn:**

NSMatrix

**insertColumn:withCells:**

NSMatrix

**insertDescriptor:atIndex:**

NSAppleEventDescriptor

**insertEntry:atIndex:**

NSForm

**insertGlyph:atGlyphIndex:characterIndex:**

NSSimpleHorizontalTypesetter, NSLayoutManager

### **insertItem:atIndex:**

NSMenu

### **insertItemWithIdentifier:atIndex:**

NSToolbar

### **insertItemWithObjectValue:atIndex:**

NSComboBoxCell, NSComboBox

### **insertItemWithTitle:action:keyEquivalent:atIndex:**

NSMenu

### **insertItemWithTitle:atIndex:**

NSPopUpButton, NSPopUpButtonCell

### **insertNewButtonImage:in:**

NSColorPicker

### **insertNewline:**

NSResponder

### **insertNewlineIgnoringFieldEditor:**

NSResponder

### **insertObject:atIndex:**



NSMutableArray

**insertParagraphSeparator:**

NSResponder

**insertRow:**

NSMatrix

**insertRow:withCells:**

NSMatrix

**insertString:atIndex:**

NSMutableString

**insertTab:**

NSResponder

**insertTabIgnoringFieldEditor:**

NSResponder

**insertTabViewItem:atIndex:**

NSTabView

**insertText:**

NSResponder, NSTextView

## **insertTextContainer:atIndex:**

NSLayoutManager

## **insertionContainer**

NSPositionalSpecifier

## **insertionIndex**

NSPositionalSpecifier

## **insertionKey**

NSPositionalSpecifier

## **insertionPointColor**

NSTextView

## **insertionReplaces**

NSPositionalSpecifier

## **instanceMethodForSelector:**

NSObject

## **instanceMethodSignatureForSelector:**

NSObject

## **instancesRespondToSelector:**

NSObject

### **int32Value**

NSAppleEventDescriptor

### **intAttribute:forGlyphAtIndex:**

NSLayoutManager

### **intForKey:inTable:**

NSPrinter

### **intValue**

NSString, NSControl, NSCell, NSNumber, NSActionCell

### **integerForKey:**

NSUserDefaults

### **intercellSpacing**

NSTableView, NSComboBoxCell, NSMatrix, NSComboBox

### **interfaceStyle**

NSResponder

### **interpretKeyEvents:**

NSResponder

## **interrupt**

NSTask

## **intersectSet:**

NSMutableSet

## **intersectsSet:**

NSSet

## **invalidate**

NSTimer, NSPort, NSConnection

## **invalidateAttributesInRange:**

NSTextStorage

## **invalidateClassDescriptionCache**

NSClassDescription

## **invalidateCursorRectsForView:**

NSWindow

## **invalidateDisplayForCharacterRange:**

NSLayoutManager

## **invalidateDisplayForGlyphRange:**

NSLayoutManager

**invalidateGlyphsForCharacterRange:changeInLength:actualCharacterRange:**

NSLayoutManager

**invalidateHashMarks**

NSRulerView

**invalidateLayoutForCharacterRange:isSoft:actualCharacterRange:**

NSLayoutManager

**invalidateShadow**

NSWindow

**invalidateTextContainerOrigin**

NSTextView

**inverseForRelationshipKey:**

NSClassDescription

**invert**

NSMutableCharacterSet, NSAffineTransform

**invertedSet**

NSCharacterSet

## **invocation**

NSDistantObjectRequest

## **invocationWithMethodSignature:**

NSInvocation

## **invoke**

NSInvocation

## **invokeWithTarget:**

NSInvocation

## **isARepet**

NSEvent

## **isAbsolutePath**

NSString

## **isActive**

NSApplication, NSColorWell

## **isAtEnd**

NSScanner, NSUnarchiver

## **isAttached**

NSMenu, NSMenuView

### **isAutodisplay**

NSWindow

### **isAutoscroll**

NSMatrix

### **isBaseFont**

NSFont

### **isBezeled**

NSProgressIndicator, NSCell, NSTextField

### **isBordered**

NSCell, NSButton, NSColorWell, NSTextField

### **isBycopy**

NSPortCoder

### **isByref**

NSPortCoder

### **isCachedSeparately**

NSImage

## **isColor**

NSPrinter

## **isColumnSelected:**

NSTableView

## **isCompiled**

NSAppleScript

## **isContextHelpModeActive**

NSHelpManager

## **isContinuous**

NSControl, NSCell, NSColorPanel

## **isContinuousSpellCheckingEnabled**

NSTextView

## **isControllerVisible**

NSMovieView

## **isCopyingOperation**

NSPrintOperation

## **isDataRetained**



NSImage

**isDaylightSavingTime**

NSTimeZone

**isDaylightSavingTimeForDate:**

NSTimeZone

**isDeletableFileAtPath:**

NSFileManager

**isDescendantOf:**

NSView

**isDirectory**

NSFileWrapper

**isDisplayedWhenStopped**

NSProgressIndicator

**isDocumentEdited**

NSWindow, NSDocument

**isDragging**

NSRulerMarker

## **isDrawingToScreen**

NSGraphicsContext

## **isEditable**

NSTableColumn, NSTextView, NSCell, NSMovieView, NSImageView, NSColorList, NSTextField, NSText

## **isEmpty**

NSBezierPath

## **isEnabled**

NSControl, NSMenuItem, NSCell, NSFontManager, NSToolbarItem, NSFontPanel, NSStatusItem

## **isEntryAcceptable:**

NSCell

## **isEqualToArray:**

NSArray

## **isEqualToAttributedString:**

NSAttributedString

## **isEqualToData:**

NSData

## **isEqualToDate:**

NSDate

**isEqualtoDictionary:**

NSDictionary

**isEqualtoHost:**

NSHost

**isEqualtoNumber:**

NSNumber

**isEqualtoSet:**

NSSet

**isEqualtoString:**

NSString

**isEqualtoTimeZone:**

NSTimeZone

**isEqualtoValue:**

NSValue

**isExcludedFromWindowsMenu**

NSWindow

### **isExecutableFilePath:**

NSFileManager

### **isExpandable:**

NSOutlineView

### **isExpanded**

NSSavePanel

### **isExtensionHidden**

NSSavePanel

### **isFieldEditor**

NSTextView, NSText

### **isFilePackageAtPath:**

NSWorkspace

### **isFileURL**

NSURL

### **isFixedPitch**

NSFont

### **isFlipped**

NSImage, NSView, NSRulerView

### **isFloatingPanel**

NSWindow, NSPanel

### **isFlushWindowDisabled**

NSWindow

### **isFontAvailable:**

NSPrinter

### **isHidden**

NSApplication

### **isHighlighted**

NSCell, NSMenuItemCell

### **isHorizontal**

NSMenuView

### **isHorizontallyCentered**

NSPrintInfo

### **isHorizontallyResizable**

NSText

## **isHostCacheEnabled**

NSHost

## **isIndeterminate**

NSProgressIndicator

## **isItemExpanded:**

NSOutlineView

## **isKey:inTable:**

NSPrinter

## **isKeyWindow**

NSWindow

## **isLeaf**

NSBrowserCell

## **isLoaded**

NSBundle, NSBrowserCell, NSBrowser

## **isLocationRequiredToCreateForKey:**

NSScriptClassDescription

## **isMainWindow**

NSWindow

**isMiniaturizable**

NSWindow

**isMiniaturized**

NSWindow

**isModalPanel**

NSWindow

**isMovable**

NSRulerMarker

**isMovableByWindowBackground**

NSWindow

**isMultiThreaded**

NSThread

**isMultiple**

NSFontManager

**isMuted**

NSMovieView

**isNativeType:**

NSDocument

**isOneShot**

NSWindow

**isOneway**

NSMethodSignature

**isOpaque**

NSWindow, NSButtonCell, NSFormCell, NSCell, NSImageRep, NSView

**isOptionalArgumentWithName:**

NSScriptCommandDescription

**isOutputStackInReverseOrder**

NSPrinter

**isPaneSplitter**

NSSplitView

**isPartialStringValid:newEditingString:errorDescription:**

NSFormatter

**isPartialStringValid:proposedSelectedRange:originalString:originalSelectedRange:errorDescription:**



NSFormatter

**isPlanar**

NSBitmapImageRep

**isPlaying**

NSSound, NSMovieView

**isReadOnlyKey:**

NSScriptClassDescription

**isReadableFileAtPath:**

NSFileManager

**isRedoing**

NSUndoManager

**isRegularFile**

NSFileWrapper

**isReleasedWhenClosed**

NSWindow

**isRemovable**

NSRulerMarker

## **isResizable**

NSTableColumn, NSWindow

## **isRichText**

NSTextView, NSText

## **isRotatedFromBase**

NSView

## **isRotatedOrScaledFromBase**

NSView

## **isRowSelected:**

NSTableView

## **isRulerVisible**

NSTextView, NSText

## **isRunning**

NSApplication, NSTask

## **isScrollable**

NSCell

## **isSelectable**

NSTextView, NSCell, NSTextField, NSText

### **isSelectionByRect**

NSMatrix

### **isSeparatorItem**

NSMenuItem

### **isSetOnMouseEntered**

NSCursor

### **isSetOnMouseExited**

NSCursor

### **isSheet**

NSWindow

### **isSimpleRectangularTextContainer**

NSTextContainer

### **isSubclassOfClass:**

NSObject

### **isSubsetOfSet:**

NSSet

## **isSubviewCollapsed:**

NSSplitView

## **isSupersetOfSet:**

NSCharacterSet

## **isSymbolicLink**

NSFileWrapper

## **isTitled**

NSBrowser

## **isTornOff**

NSMenu, NSMenuView

## **isTransparent**

NSButtonCell, NSButton

## **isTrue**

NSScriptWhoseTest

## **isUndoRegistrationEnabled**

NSUndoManager

## **isUndoing**

NSUndoManager

### **isValid**

NSImage, NSTimer, NSPort, NSConnection

### **isValidGlyphIndex:**

NSLayoutManager

### **isVertical**

NSSlider, NSStatusBar, NSSplitView, NSSliderCell

### **isVerticallyCentered**

NSPrintInfo

### **isVerticallyResizable**

NSText

### **isVisible**

NSWindow, NSToolbar

### **isWellFormed**

NSScriptCommand

### **isWindowLoaded**

NSWindowController

### **isWordInUserDictionaries:caseSensitive:**

NSSpellServer

### **isWritableFileAtPath:**

NSFileManager

### **isZoomable**

NSWindow

### **isZoomed**

NSWindow

### **italicAngle**

NSFont

### **itemAdded:**

NSMenuView

### **itemArray**

NSPopUpButton, NSPopUpButtonCell, NSMenu

### **itemAtIndex:**

NSPopUpButton, NSPopUpButtonCell, NSMenu

### **itemAtRow:**

NSOutlineView

**itemChanged:**

NSMenu, NSMenuView

**itemHeight**

NSComboBoxCell, NSComboBox

**itemIdentifier**

NSToolbarItem

**itemObjectValueAtIndex:**

NSComboBoxCell, NSComboBox

**itemRemoved:**

NSMenuView

**itemTitleAtIndex:**

NSPopUpButton, NSPopUpButtonCell

**itemTitles**

NSPopUpButton, NSPopUpButtonCell

**itemWithTag:**

NSMenu

**itemWithTitle:**

NSPopUpButton, NSPopUpButtonCell, NSMenu

**items**

NSToolbar

[\[ Team LiB \]](#)

◀ PREVIOUS

NEXT ▶

---

[This HTML Help has been published using the chm2web software.](#)



Click [here](#) to show toolbars of the Web Online Help System: [show toolbars](#)

[\[ Team LiB \]](#)

◀ PREVIOUS

NEXT ▶

**J**

**jobDisposition**

NSPrintInfo

**jobStyleHint**

NSPrintPanel, NSPrintOperation

[\[ Team LiB \]](#)

◀ PREVIOUS

NEXT ▶

---

[This HTML Help has been published using the chm2web software.](#)

Click [here](#) to show toolbars of the Web Online Help System: [show toolbars](#)

[\[ Team LiB \]](#)

◀ PREVIOUS

NEXT ▶

## K

### keepBackupFile

NSDocument

### key

NSScriptObjectSpecifier

### keyClassDescription

NSScriptObjectSpecifier

### keyCode

NSEvent

### keyDown:

NSWindow, NSResponder

### keyEnumerator

NSDictionary

### keyEquivalent

NSButtonCell, NSMenuItem, NSCell, NSButton

## **keyEquivalentFont**

NSButtonCell

## **keyEquivalentModifierMask**

NSButtonCell, NSMenuItem, NSButton

## **keyEquivalentOffset**

NSMenuView

## **keyEquivalentRectForBounds:**

NSMenuItemCell

## **keyEquivalentWidth**

NSMenuItemCell, NSMenuView

## **keyEventWithType:location:modifierFlags:timestamp>windowNumber:context:characters:charactersIgnoringModifiers:isARepeat:keyCode:**

NSEvent

## **keyForFileWrapper:**

NSFileWrapper

## **keySpecifier**

NSDeleteCommand, NSCloneCommand, NSMoveCommand, NSSetCommand

## **keyUp:**

NSResponder

**keyViewSelectionDirection**

NSWindow

**keyWindow**

NSApplication

**keyWithAppleEventCode:**

NSScriptClassDescription

**keyboardFocusIndicatorColor**

NSColor

**keysSortedByValueUsingSelector:**

NSDictionary

**keywordForDescriptorAtIndex:**

NSAppleEventDescriptor

**knobColor**

NSColor

**knobProportion**

NSScroller

**knobRectFlipped:**

NSSliderCell

**knobThickness**

NSSlider, NSSliderCell

**knownTimeZoneNames**

NSTimeZone

**knowsPageRange:**

NSView

[\[ Team LiB \]](#)

◀ PREVIOUS

NEXT ▶

---

[This HTML Help has been published using the chm2web software.](#)

Click [here](#) to show toolbars of the Web Online Help System: [show toolbars](#)

[\[ Team LiB \]](#)

◀ PREVIOUS

NEXT ▶

## L

### label

NSNibConnector, NSTabViewItem, NSToolbarItem

### labelFontSize:

NSFont

### labelFontSize

NSFont

### language

NSSpellChecker, NSInputManager

### languageLevel

NSPrinter

### lastColumn

NSBrowser

### lastItem

NSPopUpButton, NSPopUpButtonCell

## **lastObject**

NSArray

## **lastPathComponent**

NSString

## **lastVisibleColumn**

NSBrowser

## **laterDate:**

NSDate

## **launch**

NSTask

## **launchApplication:**

NSWorkspace

## **launchApplication:showIcon:autoLaunch:**

NSWorkspace

## **launchPath**

NSTask

## **launchedApplications**

NSWorkspace

**launchedTaskWithLaunchPath:arguments:**

NSTask

**layoutControlGlyphForLineFragment:**

NSSimpleHorizontalTypesetter

**layoutGlyphsInHorizontalLineFragment:baseline:**

NSSimpleHorizontalTypesetter

**layoutGlyphsInLayoutManager:startingAtGlyphIndex:maximumNumberOfLineFragments:  
nextGlyphIndex:**

NSSimpleHorizontalTypesetter, NSTypesetter

**layoutManager**

NSTextView, NSTextContainer

**layoutManager:didCompleteLayoutForTextContainer:atEnd:**

NSLayoutManager

**layoutManagerDidInvalidateLayout:**

NSLayoutManager

**layoutManagerOwnsFirstResponderInWindow:**

NSLayoutManager



## **layoutManagers**

NSTextStorage

## **layoutTab**

NSSimpleHorizontalTypesetter

## **leadingOffset**

NSDrawer

## **leftMargin**

NSPrintInfo

## **length**

NSString, NSAttributedString, NSData, NSStatusItem

## **letterCharacterSet**

NSCharacterSet

## **level**

NSWindow

## **levelForItem:**

NSOutlineView

## **levelForRow:**

NSOutlineView

### **levelsOfUndo**

NSUndoManager

### **lightGrayColor**

NSColor

### **limitDateForMode:**

NSRunLoop

### **lineBreakBeforeIndex:withinRange:**

NSAttributedString

### **lineBreakMode**

NSParagraphStyle

### **lineCapStyle**

NSBezierPath

### **lineFragmentPadding**

NSTextContainer

### **lineFragmentRectForGlyphAtIndex:effectiveRange:**

NSLayoutManager

**lineFragmentRectForProposedRect:sweepDirection:movementDirection:remainingRect:**

NSTextContainer

**lineFragmentUsedRectForGlyphAtIndex:effectiveRange:**

NSLayoutManager

**lineJoinStyle**

NSBezierPath

**lineRangeForRange:**

NSString

**lineScroll**

NSScrollView

**lineSpacing**

NSParagraphStyle

**lineToPoint:**

NSBezierPath

**lineWidth**

NSBezierPath

**linkPath:toPath:handler:**

NSFileManager

## **listDescriptor**

NSAppleEventDescriptor

## **load**

NSBundle, NSObject

## **loadColumnZero**

NSBrowser

## **loadDataRepresentation:ofType:**

NSDocument

## **loadFileWrapperRepresentation:ofType:**

NSDocument

## **loadInBackground**

NSURLHandle

## **loadInForeground**

NSURLHandle

## **loadNibFile:externalNameTable:withZone:**

NSBundle

## **loadNibNamed:owner:**

NSBundle

## **loadResourceDataNotifyingClient:usingCache:**

NSURL

## **loadSuiteWithDictionary:fromBundle:**

NSScriptSuiteRegistry

## **loadSuitesFromBundle:**

NSScriptSuiteRegistry

## **loadWindow**

NSWindowController

## **loadedCellAtRow:column:**

NSBrowser

## **localObjects**

NSConnection

## **localTimeZone**

NSTimeZone

## **locale**

NSScanner

## **localizations**

NSBundle

## **localizedCaseInsensitiveCompare:**

NSString

## **localizedCatalogNameComponent**

NSColor

## **localizedColorNameComponent**

NSColor

## **localizedCompare:**

NSString

## **localizedInfoDictionary**

NSBundle

## **localizedInputManagerName**

NSInputManager

## **localizedNameForFamily:face:**

NSFontManager

**localizedNameForTIFFCompressionType:**

NSBitmapImageRep

**localizedNameOfStringEncoding:**

NSString

**localizedScannerWithString:**

NSScanner

**localizedStringForKey:value:table:**

NSBundle

**localizedStringWithFormat:...**

NSString

**localizesFormat**

NSNumberFormatter

**location**

NSTextTab

**locationForGlyphAtIndex:**

NSLayoutManager

**locationForSubmenu:**

NSMenu, NSMenuView

### **locationInWindow**

NSEvent

### **locationOfPrintRect:**

NSView

### **lockBeforeDate:**

NSConditionLock, NSLock, NSRecursiveLock

### **lockDate**

NSDistributedLock

### **lockFocus**

NSImage, NSView

### **lockFocusIfCanDraw**

NSView

### **lockFocusOnRepresentation:**

NSImage

### **lockWhenCondition:**

NSConditionLock



## **lockWhenCondition:beforeDate:**

NSConditionLock

## **lockWithPath:**

NSDistributedLock

## **longCharacterIsMember:**

NSCharacterSet

## **longLongValue**

NSNumber

## **longValue**

NSNumber

## **loopMode**

NSMovieView

## **loosenKerning:**

NSTextView

## **lossyCString**

NSString

## **lowerBaseline:**

NSTextView

## **lowercaseLetterCharacterSet**

NSCharacterSet

## **lowercaseString**

NSString

## **lowercaseWord:**

NSResponder

[\[ Team LiB \]](#)

◀ PREVIOUS

NEXT ▶

---

[This HTML Help has been published using the chm2web software.](#)

Click [here](#) to show toolbars of the Web Online Help System: [show toolbars](#)

[\[ Team LiB \]](#)

◀ PREVIOUS

NEXT ▶

## M

### **machPort**

NSMachPort

### **magentaColor**

NSColor

### **magentaComponent**

NSColor

### **mainBundle**

NSBundle

### **mainMenu**

NSApplication

### **mainScreen**

NSScreen

### **mainWindow**

NSApplication

**makeCellAtRow:column:**

NSMatrix

**makeCurrentContext**

NSOpenGLContext

**makeDocumentWithContentsOfFile:ofType:**

NSDocumentController

**makeDocumentWithContentsOfURL:ofType:**

NSDocumentController

**makeFirstResponder:**

NSWindow

**makeKeyAndOrderFront:**

NSWindow

**makeKeyWindow**

NSWindow

**makeMainWindow**

NSWindow

**makeNewConnection:sender:**

NSConnection

**makeObjectsPerformSelector:**

NSSet, NSArray

**makeObjectsPerformSelector:withObject:**

NSSet, NSArray

**makeUntitledDocumentOfType:**

NSDocumentController

**makeWindowControllers**

NSDocument

**makeWindowsPerform:inOrder:**

NSApplication

**markedTextAbandoned:**

NSInputManager

**markedTextAttributes**

NSTextView

**markedTextSelectionChanged:client:**

NSInputManager

## **markerLocation**

NSRulerMarker

## **markers**

NSRulerView

## **matchesAppleEventCode:**

NSScriptClassDescription

## **matchesOnMultipleResolution**

NSImage

## **matrix**

NSFont

## **matrixClass**

NSBrowser

## **matrixInColumn:**

NSBrowser

## **maxContentSize**

NSDrawer

## **maxSize**

NSWindow, NSToolbarItem, NSText

## **maxValue**

NSSlider, NSProgressIndicator, NSSliderCell, NSStepperCell, NSStepper

## **maxVisibleColumns**

NSBrowser

## **maxWidth**

NSTableColumn

## **maximum**

NSNumberFormatter

## **maximumAdvancement**

NSFont

## **maximumDecimalNumber**

NSDecimalNumber

## **maximumLineHeight**

NSParagraphStyle

## **measurementUnits**

NSRulerView

**member:**

NSSet

**menu**

NSPopupButton, NSPopupButtonCell, NSResponder, NSMenuItem, NSCell, NSStatusItem, NSMenuView

**menuBarHeight**

NSMenuView

**menuBarVisible**

NSMenu

**menuChanged:**

NSWindow

**menuChangedMessagesEnabled**

NSMenu

**menuFontSize:**

NSFont

**menuForEvent:**

NSView

**menuForEvent:inRect:ofView:**



NSCell

## **menuFormRepresentation**

NSToolbarItem

## **menuItem**

NSMenuItemCell

## **menuItemCellForItemAtIndex:**

NSMenuView

## **menuRepresentation**

NSMenu

## **menuView**

NSMenuItemCell

## **menuZone**

NSMenu

## **messageFontSize:**

NSFont

## **methodForSelector:**

NSObject

## **methodReturnLength**

NSMethodSignature

## **methodReturnType**

NSMethodSignature

## **methodSignature**

NSInvocation

## **methodSignatureForSelector:**

NSObject, NSProxy

## **minColumnWidth**

NSBrowser

## **minContentSize**

NSDrawer

## **minFrameWidthWithTitle:styleMask:**

NSWindow

## **minSize**

NSWindow, NSToolbarItem, NSText

## **minValue**

NSSlider, NSProgressIndicator, NSSliderCell, NSStepperCell, NSStepper

## **minWidth**

NSTableColumn

## **miniaturize:**

NSWindow

## **miniaturizeAll:**

NSApplication

## **minimum**

NSNumberFormatter

## **minimumDecimalNumber**

NSDecimalNumber

## **minimumLineHeight**

NSParagraphStyle

## **minimumSize**

NSTabView

## **miniwindowImage**

NSWindow

## **miniwindowTitle**

NSWindow

## **minusSet:**

NSMutableSet

## **minuteOfHour**

NSDate

## **miterLimit**

NSBezierPath

## **mixedStateImage**

NSMenuItem

## **mnemonic**

NSMenuItem

## **mnemonicLocation**

NSMenuItem

## **modalWindow**

NSApplication

## **mode**

NSMatrix, NSColorPanel

### **modifierFlags**

NSEvent

### **modifyFont:**

NSFontManager

### **modifyFontViaPanel:**

NSFontManager

### **monthOfYear**

NSCalendarDate

### **mostCompatibleStringEncoding**

NSFont

### **mountNewRemovableMedia**

NSWorkspace

### **mountedLocalVolumePaths**

NSWorkspace

### **mountedRemovableMedia**

NSWorkspace

## **mouse:inRect:**

NSView

## **mouseDown:**

NSResponder, NSControl, NSMatrix

## **mouseDownCanMoveWindow**

NSView

## **mouseDownFlags**

NSCell, NSMatrix

## **mouseDragged:**

NSResponder

## **mouseEntered:**

NSCursor, NSResponder, NSButtonCell

## **mouseEventWithType:location:modifierFlags:timestamp>windowNumber:context:eventNumber: clickCount:pressure:**

NSEvent

## **mouseExited:**

NSCursor, NSResponder, NSButtonCell

## **mouseLocation**

NSEvent

**mouseLocationOutsideOfEventStream**

NSWindow

**mouseMoved:**

NSResponder

**mouseUp:**

NSResponder

**moveBackward:**

NSResponder

**moveBackwardAndModifySelection:**

NSResponder

**moveColumn:toColumn:**

NSTableView

**moveDown:**

NSResponder

**moveDownAndModifySelection:**

NSResponder

**moveForward:**

NSResponder

**moveForwardAndModifySelection:**

NSResponder

**moveLeft:**

NSResponder

**movePath:toPath:handler:**

NSFileManager

**moveRight:**

NSResponder

**moveRulerlineFromLocation:toLocation:**

NSRulerView

**moveToBeginningOfDocument:**

NSResponder

**moveToBeginningOfLine:**

NSResponder

**moveToBeginningOfParagraph:**



NSResponder

**moveToEndOfDocument:**

NSResponder

**moveToEndOfLine:**

NSResponder

**moveToEndOfParagraph:**

NSResponder

**moveToPoint:**

NSBezierPath

**moveUp:**

NSResponder

**moveUpAndModifySelection:**

NSResponder

**moveWordBackward:**

NSResponder

**moveWordBackwardAndModifySelection:**

NSResponder

## **moveWordForward:**

NSResponder

## **moveWordForwardAndModifySelection:**

NSResponder

## **movie**

NSMovieView

## **movieController**

NSMovieView

## **movieRect**

NSMovieView

## **movieUnfilteredFileTypes**

NSMovie

## **movieUnfilteredPasteboardTypes**

NSMovie

## **msgid**

NSPortMessage

## **multipleThreadsEnabled**

NSConnection

## **mutableBytes**

NSMutableData

## **mutableCopy**

NSObject

## **mutableCopyWithZone:**

NSObject

## **mutableString**

NSMutableAttributedString

[\[ Team LiB \]](#)

◀ PREVIOUS

NEXT ▶

---

[This HTML Help has been published using the chm2web software.](#)

Click [here](#) to show toolbars of the Web Online Help System: [show toolbars](#)

[\[ Team Lib \]](#)

◀ PREVIOUS

NEXT ▶

## N

### name

NSImage, NSSound, NSException, NSHost, NSPrinter, NSNetService, NSTimeZone, NSNotification, NSPasteboard, NSNameSpecifier, NSColorList

### names

NSHost

### nativeHandle

NSFileHandle

### needsDisplay

NSMenuItemCell, NSView

### needsPanelToBecomeKey

NSView

### needsSizing

NSMenuItemCell, NSMenuView

### needsToBeUpdatedFromPath:

NSFileWrapper

## **negativeFormat**

NSNumberFormatter

## **netService:didNotPublish:**

NSNetService

## **netService:didNotResolve:**

NSNetService

## **netServiceBrowser:didFindDomain:moreComing:**

NSNetServiceBrowser

## **netServiceBrowser:didFindService:moreComing:**

NSNetServiceBrowser

## **netServiceBrowser:didNotSearch:**

NSNetServiceBrowser

## **netServiceBrowser:didRemoveDomain:moreComing:**

NSNetServiceBrowser

## **netServiceBrowser:didRemoveService:moreComing:**

NSNetServiceBrowser

## **netServiceBrowserDidStopSearch:**

NSNetServiceBrowser

**netServiceBrowserWillSearch:**

NSNetServiceBrowser

**netServiceDidResolveAddress:**

NSNetService

**netServiceDidStop:**

NSNetService

**netServiceWillPublish:**

NSNetService

**netServiceWillResolve:**

NSNetService

**new**

NSObject

**newDocument:**

NSDocumentController

**nextEventMatchingMask:**

NSWindow

**nextEventMatchingMask:untilDate:inMode:dequeue:**

NSWindow, NSApplication

**nextObject**

NSEnumerator

**nextResponder**

NSResponder

**nextState**

NSCell

**nextWordFromIndex:forward:**

NSAttributedString

**noResponderFor:**

NSResponder

**nonBaseCharacterSet**

NSCharacterSet

**nonretainedObjectValue**

NSValue

**notANumber**

NSDecimalNumber

**notShownAttributeForGlyphAtIndex:**

NSLayoutManager

**note**

NSPrinter

**noteFileSystemChanged**

NSWorkspace

**noteFileSystemChanged:**

NSWorkspace

**noteNewRecentDocument:**

NSDocumentController

**noteNewRecentDocumentURL:**

NSDocumentController

**noteNumberOfItemsChanged**

NSComboBoxCell, NSComboBox

**noteNumberOfRowsChanged**

NSTableView



## **noteUserDefaultsChanged**

NSWorkspace

## **notificationCenter**

NSWorkspace

## **notificationCenterForType:**

NSDistributedNotificationCenter

## **notificationWithName:object:**

NSNotification

## **notificationWithName:object:userInfo:**

NSNotification

## **null**

NSNull

## **nullDescriptor**

NSAppleEventDescriptor

## **numberOfArguments**

NSMethodSignature

## **numberOfColumns**

NSTableView, NSMatrix

### **numberOfGlyphs**

NSLayoutManager, NSFont

### **numberOfItems**

NSPopupButton, NSPopupButtonCell, NSMenu, NSComboBoxCell, NSAppleEventDescriptor, NSComboBox

### **numberOfPlanes**

NSBitmapImageRep

### **numberOfRows**

NSTableView, NSMatrix

### **numberOfSelectedColumns**

NSTableView

### **numberOfSelectedRows**

NSTableView

### **numberOfTabViewItems**

NSTabView

### **numberOfTickMarks**

NSSliderCell

## **numberOfVirtualScreens**

NSOpenGLPixelFormat

## **numberOfVisibleColumns**

NSBrowser

## **numberOfVisibleItems**

NSComboBoxCell, NSComboBox

## **numberWithBool:**

NSNumber

## **numberWithChar:**

NSNumber

## **numberWithDouble:**

NSNumber

## **numberWithFloat:**

NSNumber

## **numberWithInt:**

NSNumber

## **numberWithLong:**

NSNumber

**numberWithLongLong:**

NSNumber

**numberWithShort:**

NSNumber

**numberWithUnsignedChar:**

NSNumber

**numberWithUnsignedInt:**

NSNumber

**numberWithUnsignedLong:**

NSNumber

**numberWithUnsignedLongLong:**

NSNumber

**numberWithUnsignedShort:**

NSNumber

Click [here](#) to show toolbars of the Web Online Help System: [show toolbars](#)

[\[ Team LiB \]](#)

◀ PREVIOUS

NEXT ▶

## O

### **objCType**

NSDecimalNumber, NSValue

### **object**

NSNotification

### **objectAtIndex:**

NSArray

### **objectBeingTested**

NSScriptExecutionContext

### **objectEnumerator**

NSDictionary, NSSet, NSArray, NSCountedSet

### **objectForKeyDictionaryKey:**

NSBundle

### **objectForKey:**

NSUserDefaults, NSDictionary

## **objectIsForcedForKey:**

NSUserDefaults

## **objectIsForcedForKey:inDomain:**

NSUserDefaults

## **objectValue**

NSControl, NSCell

## **objectValueOfSelectedItem**

NSComboBoxCell, NSComboBox

## **objectValues**

NSComboBoxCell, NSComboBox

## **objectZone**

NSCoder, NSUnarchiver

## **objectsByEvaluatingSpecifier**

NSScriptObjectSpecifier

## **objectsByEvaluatingWithContainers:**

NSScriptObjectSpecifier

## **objectsForKeys:notFoundMarker:**

NSDictionary

## **offStateImage**

NSMenuItem

## **offsetInFile**

NSFileHandle

## **ok:**

NSSavePanel

## **onStateImage**

NSMenuItem

## **one**

NSDecimalNumber

## **opaqueAncestor**

NSView

## **open**

NSDrawer

## **open:**

NSDrawer

**openDocument:**

NSDocumentController

**openDocumentWithContentsOfFile:display:**

NSDocumentController

**openDocumentWithContentsOfURL:display:**

NSDocumentController

**openFile:**

NSWorkspace

**openFile:fromImage:at:inView:**

NSWorkspace

**openFile:withApplication:**

NSWorkspace

**openFile:withApplication:andDeactivate:**

NSWorkspace

**OpenGLContext**

NSOpenGLView

**openOnEdge:**



NSDrawer

## **openPanel**

NSOpenPanel

## **openTempFile:**

NSWorkspace

## **openURL:**

NSWorkspace

## **openUntitledDocumentOfType:display:**

NSDocumentController

## **operatingSystem**

NSProcessInfo

## **operatingSystemName**

NSProcessInfo

## **operatingSystemVersionString**

NSProcessInfo

## **orangeColor**

NSColor

**orderBack:**

NSWindow

**orderFront:**

NSWindow

**orderFrontColorPanel:**

NSApplication

**orderFrontFontPanel:**

NSFontManager

**orderFrontRegardless**

NSWindow

**orderFrontStandardAboutPanel:**

NSApplication

**orderFrontStandardAboutPanelWithOptions:**

NSApplication

**orderOut:**

NSWindow

**orderWindow:relativeTo:**

NSWindow

**orderedIndex**

NSWindow

**orientation**

NSPrintInfo, NSRulerView

**originOffset**

NSRulerView

**otherEventWithType:location:modifierFlags:timestamp>windowNumber:context:subtype:data1:data2:**

NSEvent

**otherMouseDown:**

NSResponder

**otherMouseDragged:**

NSResponder

**otherMouseUp:**

NSResponder

**outlineTableColumn**

NSOutlineView

**outlineView:shouldCollapseItem:**

NSOutlineView

**outlineView:shouldEditTableColumn:item:**

NSOutlineView

**outlineView:shouldExpandItem:**

NSOutlineView

**outlineView:shouldSelectItem:**

NSOutlineView

**outlineView:shouldSelectTableColumn:**

NSOutlineView

**outlineView:willDisplayCell:forTableColumn:item:**

NSOutlineView

**outlineView:willDisplayOutlineCell:forTableColumn:item:**

NSOutlineView

**outlineViewColumnDidMove:**

NSOutlineView

**outlineViewColumnDidResize:**

NSOutlineView

**outlineViewItemDidCollapse:**

NSOutlineView

**outlineViewItemDidExpand:**

NSOutlineView

**outlineViewItemWillCollapse:**

NSOutlineView

**outlineViewItemWillExpand:**

NSOutlineView

**outlineViewSelectionDidChange:**

NSOutlineView

**outlineViewSelectionIsChanging:**

NSOutlineView

**outputFormat**

NSKeyedArchiver

**owner**

NSWindowController



Click [here](#) to show toolbars of the Web Online Help System: [show toolbars](#)

[\[ Team LiB \]](#)

◀ PREVIOUS

NEXT ▶

## P

### **PDFOperationWithView:insideRect:toData:**

NSPrintOperation

### **PDFOperationWithView:insideRect:toData:printInfo:**

NSPrintOperation

### **PDFOperationWithView:insideRect:toPath:printInfo:**

NSPrintOperation

### **PDFRepresentation**

NSPDFImageRep

### **PICTRepresentation**

NSPICTImageRep

### **pageCount**

NSPDFImageRep

### **pageDown:**

NSResponder

## **pageLayout**

NSPageLayout

## **pageOrder**

NSPrintOperation

## **pageScroll**

NSScrollView

## **pageSizeForPaper:**

NSPrinter

## **pageUp:**

NSResponder

## **paletteFontOfSize:**

NSFont

## **paletteLabel**

NSToolbarItem

## **panel:compareFilename:with:caseSensitive:**

NSSavePanel

## **panel:isValidFilename:**



NSSavePanel

**panel:shouldShowFilename:**

NSSavePanel

**panel:userEnteredFilename:confirmed:**

NSSavePanel

**panel:willExpand:**

NSSavePanel

**panelConvertFont:**

NSFontPanel

**paperName**

NSPrintInfo

**paperSize**

NSPrintInfo

**paragraphSpacing**

NSParagraphStyle

**paragraphs**

NSTextStorage

**paramDescriptorForKeyword:**

NSAppleEventDescriptor

**parameterString**

NSURL

**parentWindow**

NSWindow, NSDrawer

**password**

NSURL

**paste:**

NSMovieView, NSText

**pasteAsPlainText:**

NSTextView

**pasteAsRichText:**

NSTextView

**pasteFont:**

NSText

**pasteRuler:**

NSString

**pasteboardByFilteringData ofType:**

NSPasteboard

**pasteboardByFilteringFile:**

NSPasteboard

**pasteboardByFilteringTypesInPasteboard:**

NSPasteboard

**pasteboardWithName:**

NSPasteboard

**pasteboardWithUniqueName**

NSPasteboard

**path NSURL,**

NSBrowser

**pathComponents**

NSString

**pathContentOfSymbolicLinkAtPath:**

NSFileManager

## **pathExtension**

NSString

## **pathForAuxiliaryExecutable:**

NSBundle

## **pathForResource:**

NSBundle

## **pathForResource ofType:**

NSBundle

## **pathForResource ofType inDirectory:**

NSBundle

## **pathForResource ofType inDirectory forLocalization:**

NSBundle

## **pathForResource:**

NSBundle

## **pathSeparator**

NSBundle

## **pathToColumn:**

NSBrowser

**pathWithComponents:**

NSString

**pathsForResourcesOfType:inDirectory:**

NSBundle

**pathsForResourcesOfType:inDirectory:forLocalization:**

NSBundle

**pathsMatchingExtensions:**

NSArray

**patternImage**

NSColor

**patternPhase**

NSGraphicsContext

**pause**

NSSound

**performActionForItemAtIndex:**

NSMenu

## **performActionWithHighlightingForItemAtIndex:**

NSMenuView

## **performClick:**

NSButtonCell

## **performClickWithFrame:inView:**

NSPopUpButtonCell

## **performClose:**

NSWindow

## **performDefaultImplementation**

NSScriptCommand

## **performFileOperation:source:destination:files:tag:**

NSWorkspace

## **performKeyEquivalent:**

NSMenu, NSResponder, NSMatrix, NSButton, NSView

## **performMiniaturize:**

NSWindow

## **performSelector:target:argument:order:modes:**

NSRunLoop

**performSelector:withObject:afterDelay:**

NSObject

**performSelector:withObject:afterDelay:inModes:**

NSObject

**performSelectorOnMainThread:withObject:waitUntilDone:**

NSObject

**performSelectorOnMainThread:withObject:waitUntilDone:modes:**

NSObject

**performZoom:**

NSWindow

**persistentDomainForName:**

NSUserDefaults

**persistentDomainNames**

NSUserDefaults

**pickedAllPages:**

NSPrintPanel

**pickedButton:**

NSPrintPanel, NSPageLayout

**pickedLayoutList:**

NSPrintPanel

**pickedOrientation:**

NSPageLayout

**pickedPaperSize:**

NSPageLayout

**pickedUnits:**

NSPageLayout

**pipe**

NSPipe

**pixelFormat**

NSOpenGLView

**pixelsHigh**

NSImageRep

**pixelsWide**



NSImageRep

**play**

NSSound

**playsEveryFrame**

NSMovieView

**playsSelectionOnly**

NSMovieView

**pointSize**

NSFont

**pointValue**

NSValue

**pointerValue**

NSValue

**poolCountHighWaterMark**

NSAutoreleasePool

**poolCountHighWaterResolution**

NSAutoreleasePool

## **pop**

NSCursor

## **popUpContextMenu:withEvent:forView:**

NSMenu

## **port**

NSURL, NSPort

## **portCoderWithReceivePort:sendPort: components:**

NSPortCoder

## **portForName:**

NSSocketPortNameServer, NSMessagePortNameServer, NSMachBootstrapServer, NSPortNameServer

## **portForName:host:**

NSSocketPortNameServer, NSMessagePortNameServer, NSMachBootstrapServer, NSPortNameServer

## **portForName:host:nameServerPortNumber:**

NSSocketPortNameServer

## **portWithMachPort:**

NSMachPort

## **poseAsClass:**

NSObject

**positionOfGlyph:forCharacter:struckOverRect:**

NSFont

**positionOfGlyph:precededByGlyph:isNominal:**

NSFont

**positionOfGlyph:struckOverGlyph:metricsExist:**

NSFont

**positionOfGlyph:struckOverRect:metricsExist:**

NSFont

**positionOfGlyph:withRelation:toBaseGlyph:totalAdvancement:metricsExist:**

NSFont

**positionsForCompositeSequence:numberOfGlyphs:pointArray:**

NSFont

**positiveFormat**

NSNumberFormatter

**postEvent:atStart:**

NSWindow, NSApplication

**postNotification:**

NSNotificationCenter

**postNotificationName:object:**

NSDistributedNotificationCenter, NotificationCenter

**postNotificationName:object:userInfo:**

NSDistributedNotificationCenter, NotificationCenter

**postNotificationName:object:userInfo:deliverImmediately:**

NSDistributedNotificationCenter

**postsBoundsChangedNotifications**

NSView

**postsFrameChangedNotifications**

NSView

**precomposedStringWithCanonicalMapping**

NSString

**precomposedStringWithCompatibilityMapping**

NSString

**preferredEdge**

NSPopUpButton, NSPopUpButtonCell, NSDrawer

### **preferredFilename**

NSFileWrapper

### **preferredFontNames**

NSFont

### **preferredLocalizations**

NSBundle

### **preferredLocalizationsFromArray:**

NSBundle

### **preferredLocalizationsFromArray:forPreferences:**

NSBundle

### **preferredPasteboardTypeFromArray:restrictedToTypesFromArray:**

NSTextView

### **prefersColorMatch**

NSImage

### **prefersTrackingUntilMouseUp**

NSSliderCell, NSCell

## **prepareGState**

NSEPSImageRep

## **preparePageLayout:**

NSDocument

## **prepareSavePanel:**

NSDocument

## **prepareWithInvocationTarget:**

NSUndoManager

## **prependTransform:**

NSAffineTransform

## **pressure**

NSEvent

## **preventWindowOrdering**

NSApplication

## **principalClass**

NSBundle

## **print:**

NSWindow, NSView

### **printDocument:**

NSDocument

### **printInfo**

NSPrintOperation, NSPageLayout, NSDocument

### **printJobTitle**

NSView

### **printOperationWithView:**

NSPrintOperation

### **printOperationWithView:printInfo:**

NSPrintOperation

### **printPanel**

NSPrintPanel, NSPrintOperation

### **printShowingPrintPanel:**

NSDocument

### **printer**

NSPrintInfo

## **printerFont**

NSFont

## **printerNames**

NSPrinter

## **printerTypes**

NSPrinter

## **printerWithName:**

NSPrinter

## **printerWithName:domain:includeUnavailable:**

NSPrinter

## **printerWithType:**

NSPrinter

## **printingAdjustmentInLayoutManager:forNominallySpacedGlyphRange:packedGlyphs:count:**

NSTypesetter

## **privateFrameworksPath**

NSBundle

## **processEditing**



NSTextStorage

### **processIdentifier**

NSProcessInfo, NSTask

### **processInfo**

NSProcessInfo

### **processName**

NSProcessInfo

### **prompt**

NSSavePanel

### **propertyForKey:**

NSURL, NSURLHandle

### **propertyForKeyIfAvailable:**

NSURLHandle

### **propertyList**

NSString

### **propertyList:isValidForFormat:**

NSPropertyListSerialization

## **propertyListForType:**

NSPasteboard

## **propertyListFromData:mutabilityOption:format:errorDescription:**

NSPropertyListSerialization

## **propertyListFromStringsFileFormat**

NSString

## **protocol**

NSProtocolChecker, NSSocketPort

## **protocolCheckerWithTarget:protocol:**

NSProtocolChecker

## **protocolFamily**

NSSocketPort

## **protocolSpecificInformation**

NSNetService

## **prototype**

NSMatrix

## **provideNewButtonImage**

NSColorPicker

**proxyWithLocal:connection:**

NSDistantObject

**proxyWithTarget:connection:**

NSDistantObject

**publish**

NSNetService

**pullsDown**

NSPopUpButton, NSPopUpButtonCell

**punctuationCharacterSet**

NSCharacterSet

**purpleColor**

NSColor

**push**

NSCursor

**putCell:atRow:column:**

NSMatrix



Click [here](#) to show toolbars of the Web Online Help System: [show toolbars](#)

[\[ Team LiB \]](#)

◀ PREVIOUS

NEXT ▶

## Q

### QTMovie

NSMovie

### qdPort

NSQuickDrawView

### query

NSURL

[\[ Team LiB \]](#)

◀ PREVIOUS

NEXT ▶

---

[This HTML Help has been published using the chm2web software.](#)

Click [here](#) to show toolbars of the Web Online Help System: [show toolbars](#)

[\[ Team LiB \]](#)

◀ PREVIOUS

NEXT ▶

## R

### **RTFDFileWrapperFromRange:documentAttributes:**

NSAttributedString

### **RTFDFromRange:**

NSText

### **RTFDFromRange:documentAttributes:**

NSAttributedString

### **RTFFFromRange:**

NSText

### **RTFFFromRange:documentAttributes:**

NSAttributedString

### **raise**

NSException

### **raise:format:...**

NSException

## **raise:format:arguments:**

NSException

## **raiseBaseline:**

NSTextView

## **rangeContainerObject**

NSScriptExecutionContext

## **rangeForUserCharacterAttributeChange**

NSTextView

## **rangeForUserParagraphAttributeChange**

NSTextView

## **rangeForUserTextChange**

NSTextView

## **rangeOfCharacterFromSet:**

NSString

## **rangeOfCharacterFromSet:options:**

NSString

## **rangeOfCharacterFromSet:options:range:**

NSString

**rangeOfComposedCharacterSequenceAtIndex:**

NSString

**rangeOfNominallySpacedGlyphsContainingIndex:**

NSLayoutManager

**rangeOfString:**

NSString

**rangeOfString:options:**

NSString

**rangeOfString:options:range:**

NSString

**rangeValue**

NSValue

**rate**

NSMovieView

**readDataOfLength:**

NSFileHandle



## **readDataToEndOfFile**

NSFileHandle

## **readFileContentsType:toFile:**

NSPasteboard

## **readFileWrapper**

NSPasteboard

## **readFromFile:ofType:**

NSDocument

## **readFromURL:ofType:**

NSDocument

## **readFromURL:options:documentAttributes:**

NSMutableAttributedString

## **readInBackgroundAndNotify**

NSFileHandle

## **readInBackgroundAndNotifyForModes:**

NSFileHandle

## **readPrintInfo**

NSPageLayout, NSPageLayout

**readRTFDFromFile:**

NSText

**readSelectionFromPasteboard:**

NSTextView

**readSelectionFromPasteboard:type:**

NSTextView

**readToEndOfFileInBackgroundAndNotify**

NSFileHandle

**readToEndOfFileInBackgroundAndNotifyForModes:**

NSFileHandle

**readablePasteboardTypes**

NSTextView

**readableTypes**

NSDocument

**reason**

NSException

## **recache**

NSImage

## **receivePort**

NSPortMessage, NSConnection

## **receiversSpecifier**

NSScriptCommand

## **recentDocumentURLs**

NSDocumentController

## **recordDescriptor**

NSAppleEventDescriptor

## **rect**

NSCachedImageRep

## **rectArrayForCharacterRange:withinSelectedCharacterRange:inTextContainer:rectCount:**

NSLayoutManager

## **rectArrayForGlyphRange:withinSelectedGlyphRange:inTextContainer:rectCount:**

NSLayoutManager

## **rectForKey:inTable:**

NSPrinter

**rectForPage:**

NSView

**rectForPart:**

NSScroller

**rectOfColumn:**

NSTableView

**rectOfItemAtIndex:**

NSMenuView

**rectOfRow:**

NSTableView

**rectOfTickMarkAtIndex:**

NSSliderCell

**rectValue**

NSValue

**redColor**

NSColor

## **redComponent**

NSColor

## **redo**

NSUndoManager

## **redoActionName**

NSUndoManager

## **redoMenuItemTitle**

NSUndoManager

## **redoMenuItemTitleForUndoActionName:**

NSUndoManager

## **reflectScrolledClipView:**

NSScrollView, NSView

## **registerClassDescription:**

NSScriptSuiteRegistry

## **registerClassDescription:forClass:**

NSClassDescription

## **registerCoercer:selector:convertFromClass:toClass:**

NSScriptCoercionHandler

**registerCommandDescription:**

NSScriptSuiteRegistry

**registerDefaults:**

NSUserDefaults

**registerForDraggedTypes:**

NSWindow

**registerForServices**

NSTextView

**registerImageRepClass:**

NSImageRep

**registerLanguage:byVendor:**

NSSpellServer

**registerName:**

NSConnection

**registerName:withNameServer:**

NSConnection

**registerPort:name:**

NSSocketPortNameServer, NSMachBootstrapServer, NSPortNameServer

**registerPort:name:nameServerPortNumber:**

NSSocketPortNameServer

**registerServicesMenuSendTypes:returnTypes:**

NSApplication

**registerURLHandleClass:**

NSURLHandle

**registerUndoWithTarget:selector:object:**

NSUndoManager

**registerUnitWithName:abbreviation:unitToPointsConversionFactor:stepUpCycle:step-DownCycle:**

NSRulerView

**registeredImageRepClasses**

NSImageRep

**regularFileContents**

NSFileWrapper

**relativeCurveToPoint:**

NSBezierPath

**relativeLineToPoint:**

NSBezierPath

**relativeMoveToPoint:**

NSBezierPath

**relativePath**

NSURL

**relativePosition**

NSRelativeSpecifier

**relativeString**

NSURL

**releaseGState**

NSView

**releaseGlobally**

NSPasteboard

**reloadColumn:**

NSBrowser



## **reloadData**

NSTableView, NSComboBoxCell, NSComboBox

## **reloadDefaultFontFamilies**

NSFontPanel

## **reloadItem:**

NSOutlineView

## **reloadItem:reloadChildren:**

NSOutlineView

## **remoteObjects**

NSConnection

## **removeAllActions**

NSUndoManager

## **removeAllActionsWithTarget:**

NSUndoManager

## **removeAllItems**

NSPopUpButton, NSPopUpButtonCell, NSComboBoxCell, NSComboBox

## **removeAllObjects**

NSMutableArray, NSMutableDictionary, NSMutableSet

**removeAllPoints**

NSBezierPath

**removeAllToolTips**

NSView

**removeAttribute:range:**

NSMutableAttributedString

**removeCharactersInRange:**

NSMutableCharacterSet

**removeCharactersInString:**

NSMutableCharacterSet

**removeChildWindow:**

NSWindow

**removeClient:**

NSURLHandle

**removeColorWithKey:**

NSColorList

**removeColumn:**

NSMatrix

**removeConnection:fromRunLoop:forMode:**

NSPort

**removeContextHelpForObject:**

NSHelpManager

**removeCursorRect:cursor:**

NSView

**removeDescriptorAtIndex:**

NSAppleEventDescriptor

**removeDescriptorAtIndex:**

NSAppleEventDescriptor

**removeDescriptorWithKeyword:**

NSAppleEventDescriptor

**removeDocument:**

NSDocumentController

**removeEntryAtIndex:**

NSForm

**removeEventHandlerForEventClass: andEventID:**

NSAppleEventManager

**removeFile**

NSColorList

**removeFileAtPath:handler:**

NSFileManager

**removeFileWrapper:**

NSFileWrapper

**removeFontTrait:**

NSFontManager

**removeFrameUsingName:**

NSWindow

**removeFromRunLoop:forMode:**

NSNetServiceBrowser, NSNetService, NSPort, NSMachPort

**removeFromSuperview**

NSView

## **removeFromSuperviewWithoutNeedingDisplay**

NSView

## **removeItem:**

NSMenu

## **removeItemAtIndex:**

NSPopUpButton, NSPopUpButtonCell, NSMenu, NSComboBoxCell, NSComboBox, NSToolbar

## **removeItemWithObjectValue:**

NSComboBoxCell, NSComboBox

## **removeItemWithTitle:**

NSPopUpButton, NSPopUpButtonCell

## **removeLastObject**

NSMutableArray

## **removeLayoutManager:**

NSTextStorage

## **removeMarker:**

NSRulerView

## **removeObject:**

NSMutableArray, NSMutableSet, NSCountedSet

**removeObject:inRange:**

NSMutableArray

**removeObjectAtIndex:**

NSMutableArray

**removeObjectForKey:**

NSUserDefaults, NSMutableDictionary

**removeObjectIdenticalTo:**

NSMutableArray

**removeObjectIdenticalTo:inRange:**

NSMutableArray

**removeObjectsForKeys:**

NSMutableDictionary

**removeObjectsFromIndices:numIndices:**

NSMutableArray

**removeObjectsInArray:**

NSMutableArray

**removeObjectsInRange:**

NSMutableArray

**removeObserver:**

NSNotificationCenter

**removeObserver:name:object:**

NSDistributedNotificationCenter, NotificationCenter

**removeParamDescriptorWithKeyword:**

NSAppleEventDescriptor

**removePersistentDomainForName:**

NSUserDefaults

**removePort:forMode:**

NSRunLoop

**removePortForName:**

NSSocketPortNameServer, NSPortNameServer

**removeRepresentation:**

NSImage

**removeRequestMode:**

NSConnection

**removeRow:**

NSMatrix

**removeRunLoop:**

NSConnection

**removeStatusItem:**

NSStatusBar

**removeSuiteNamed:**

NSUserDefaults

**removeTabStop:**

NSMutableParagraphStyle

**removeTabViewItem:**

NSTabView

**removeTableColumn:**

NSTableView

**removeTemporaryAttribute:forCharacterRange:**

NSLayoutManager



**removeTextContainerAtIndex:**

NSLayoutManager

**removeToolTip:**

NSView

**removeTrackingRect:**

NSView

**removeVolatileDomainForName:**

NSUserDefaults

**removeWindowController:**

NSDocument

**removeWindowsItem:**

NSApplication

**renewGState**

NSView

**renewRows:columns:**

NSMatrix

**replaceBytesInRange:withBytes:**

NSMutableData

**replaceBytesInRange:withBytes:length:**

NSMutableData

**replaceCharactersInRange:withAttributedString:**

NSMutableAttributedString

**replaceCharactersInRange:withRTF:**

NSText

**replaceCharactersInRange:withRTFD:**

NSText

**replaceCharactersInRange:withString:**

NSMutableString, NSMutableAttributedString, NSText

**replaceGlyphAtIndex:withGlyph:**

NSLayoutManager

**replaceLayoutManager:**

NSTextContainer

**replaceObject:withObject:**

NSNibConnector, NSUnarchiver, NSArchiver

**replaceObjectAtIndex:withObject:**

NSMutableArray

**replaceObjectsInRange:withObjectsFromArray:**

NSMutableArray

**replaceObjectsInRange:withObjectsFromArray:range:**

NSMutableArray

**replaceOccurrencesOfString:withString: options:range:**

NSMutableString

**replaceSubview:with:**

UIView

**replaceTextContainer:**

NSTextView

**replaceTextStorage:**

NSLayoutManager

**replacementObjectForArchiver:**

NSObject

**replacementObjectForCoder:**

NSObject

**replacementObjectForKeyedArchiver:**

NSObject

**replacementObjectForPortCoder:**

NSObject

**replyTimeout**

NSConnection

**replyToApplicationShouldTerminate:**

NSApplication

**replyWithException:**

NSDistantObjectRequest

**reportException:**

NSApplication

**representationOfImageRepsInArray:usingType:properties:**

NSBitmapImageRep

**representationUsingType:properties:**

NSBitmapImageRep

## **representations**

NSImage

## **representedFilename**

NSWindow

## **representedObject**

NSMenuItem, NSCell, NSRulerMarker

## **requestModes**

NSConnection

## **requestTimeout**

NSConnection

## **requestUserAttention:**

NSApplication

## **requiredFileType**

NSSavePanel

## **requiredThickness**

NSRulerView

## **reservedSpaceLength**

NSPort

**reservedThicknessForAccessoryView**

NSRulerView

**reservedThicknessForMarkers**

NSRulerView

**reset**

NSBrowserCell

**resetBytesInRange:**

NSMutableData

**resetCursorRect:inView:**

NSCell

**resetCursorRects**

NSWindow, NSMatrix, NSView

**resetStandardUserDefaults**

NSUserDefaults

**resetSystemTimeZone**

NSTimeZone

## **resetTotalAutoreleasedObjects**

NSAutoreleasePool

## **reshape**

NSOpenGLView

## **resignKeyWindow**

NSResponder, NSTextView

## **resignKeyWindow**

NSWindow

## **resignKeyWindow**

NSWindow

## **resizeFlags**

NSWindow

## **resizeIncrements**

NSWindow

## **resizeSubviewsWithOldSize:**

NSView

## **resizeWithMagnification:**

NSMovieView

**resizeWithOldSuperviewSize:**

NSView

**resizedColumn**

NSTableHeaderView

**resolve**

NSNetService

**resolvedKeyDictionary**

NSCreateCommand

**resolvesAliases**

NSOpenPanel

**resourceData**

NSURLHandle

**resourceDataUsingCache:**

NSURL

**resourcePath**

NSBundle



## **resourceSpecifier**

NSURL

## **respondsToSelector:**

NSProxy

## **restoreCachedImage**

NSWindow

## **restoreGraphicsState**

NSGraphicsContext

## **resume**

NSSound, NSTask

## **retainArguments**

NSInvocation

## **returnID**

NSAppleEventDescriptor

## **returnType**

NSScriptCommandDescription

## **reusesColumns**

NSBrowser

## **reverseObjectEnumerator**

NSArray

## **revertDocumentToSaved:**

NSDocument

## **revertToSavedFromFile:ofType:**

NSDocument

## **revertToSavedFromURL:ofType:**

NSDocument

## **reviewUnsavedDocumentsWithAlertTitle: cancellable:**

NSDocumentController

## **reviewUnsavedDocumentsWithAlertTitle:cancellable:delegate:didReviewAllSelector:contextInfo:**

NSDocumentController

## **richTextSource**

NSAppleScript

## **rightMargin**

NSPrintInfo

**rightMouseDown:**

NSResponder

**rightMouseDragged:**

NSResponder

**rightMouseUp:**

NSResponder

**rootObject**

NSConnection

**rootProxy**

NSConnection

**rootProxyForConnectionWithRegisteredName:host:**

NSConnection

**rootProxyForConnectionWithRegisteredName:host:usingNameServer:**

NSConnection

**rotateByAngle:**

NSView

**rotateByDegrees:**

NSAffineTransform

**rotateByRadians:**

NSAffineTransform

**roundingBehavior**

NSNumberFormatter

**rowAtPoint:**

NSTableView

**rowForItem:**

NSOutlineView

**rowHeight**

NSTableView

**rowsInRect:**

NSTableView

**ruleThickness**

NSRulerView

**ruler**

NSRulerMarker

**rulerAccessoryViewForTextView:paragraphStyle:ruler:enabled:**

NSLayoutManager

**rulerAttributesInRange:**

NSAttributedString

**rulerMarkersForTextView:paragraphStyle:ruler:**

NSLayoutManager

**rulerView:didAddMarker:**

NSTextView, NSRulerMarker

**rulerView:didMoveMarker:**

NSTextView, NSRulerMarker

**rulerView:didRemoveMarker:**

NSTextView, NSRulerMarker

**rulerView:handleMouseDown:**

NSTextView, NSRulerMarker

**rulerView:shouldAddMarker:**

NSTextView, NSRulerMarker

**rulerView:shouldMoveMarker:**

NSTextView, NSRulerMarker

**rulerView:shouldRemoveMarker:**

NSTextView, NSRulerMarker

**rulerView:willAddMarker:atLocation:**

NSTextView, NSRulerMarker

**rulerView:willMoveMarker:toLocation:**

NSTextView, NSRulerMarker

**rulerView:willSetClientView:**

NSRulerMarker

**rulerViewClass**

NSScrollView

**rulersVisible**

NSScrollView

**run**

NSApplication, NSSpellServer, NSRunLoop

**runCustomizationPalette:**

NSToolbar

## **runInNewThread**

NSConnection

## **runLoopModes**

NSUndoManager

## **runModal**

NSSavePanel, NSPrintPanel, NSPageLayout

## **runModalForDirectory:file:**

NSSavePanel

## **runModalForDirectory:file:relativeToWindow:**

NSSavePanel

## **runModalForDirectory:file:types:**

NSOpenPanel

## **runModalForDirectory:file:types:relativeToWindow:**

NSOpenPanel

## **runModalForTypes:**

NSOpenPanel

## **runModalForWindow:**

NSApplication

**runModalForWindow:relativeToWindow:**

NSApplication

**runModalOpenPanel:forTypes:**

NSDocumentController

**runModalPageLayoutWithPrintInfo:**

NSDocument

**runModalPageLayoutWithPrintInfo:delegate:didRunSelector:contextInfo:**

NSDocument

**runModalPrintOperation:delegate:didRunSelector:contextInfo:**

NSDocument

**runModalSavePanel:withAccessoryView:**

NSDocument

**runModalSavePanelForSaveOperation:delegate:didSaveSelector:contextInfo:**

NSDocument

**runModalSession:**

NSApplication



## **runModalWithPrintInfo:**

NSPageLayout

## **runMode:beforeDate:**

NSRunLoop

## **runOperation**

NSPrintOperation

## **runOperationModalForWindow:delegate:didRunSelector:contextInfo:**

NSPrintOperation

## **runPageLayout:**

NSApplication, NSDocument

## **runToolbarCustomizationPalette:**

NSWindow

## **runUntilDate:**

NSRunLoop

[\[ Team Lib \]](#)

◀ PREVIOUS

NEXT ▶

---

[This HTML Help has been published using the chm2web software.](#)

Click [here](#) to show toolbars of the Web Online Help System: [show toolbars](#)

[\[ Team LiB \]](#)

◀ PREVIOUS

NEXT ▶

## S

### **samplesPerPixel**

NSBitmapImageRep

### **saturationComponent**

NSColor

### **saveAllDocuments:**

NSDocumentController

### **saveDocument:**

NSDocument

### **saveDocumentAs:**

NSDocument

### **saveDocumentTo:**

NSDocument

### **saveDocumentWithDelegate:didSaveSelector:contextInfo:**

NSDocument

## **saveFrameUsingName:**

NSWindow

## **saveGraphicsState**

NSGraphicsContext

## **saveOptions**

NSQuitCommand, NSCloseCommand

## **savePanel**

NSSavePanel

## **saveToFile:saveOperation:delegate:didSaveSelector:contextInfo:**

NSDocument

## **scaleBy:**

NSAffineTransform

## **scaleUnitSquareToSize:**

NSView

## **scaleXBy:yBy:**

NSAffineTransform

## **scalesWhenResized**

NSImage

**scanCharactersFromSet:intoString:**

NSScanner

**scanDecimal:**

NSScanner

**scanDouble:**

NSScanner

**scanFloat:**

NSScanner

**scanHexInt:**

NSScanner

**scanInt:**

NSScanner

**scanLocation**

NSScanner

**scanLongLong:**

NSScanner

## **scanString:intoString:**

NSScanner

## **scanUpToCharactersFromSet:intoString:**

NSScanner

## **scanUpToString:intoString:**

NSScanner

## **scannerWithString:**

NSScanner

## **scheduleInRunLoop:forMode:**

NSNetServiceBrowser, NSNetService, NSPort, NSMachPort

## **scheduledTimerWithTimeInterval:invocation:repeats:**

NSTimer

## **scheduledTimerWithTimeInterval:target:selector:userInfo:repeats:**

NSTimer

## **scheme**

NSURL

## **screen**

NSWindow

## **screenFont**

NSFont

## **screens**

NSScreen

## **scriptErrorNumber**

NSScriptCommand

## **scriptErrorString**

NSScriptCommand

## **scrollBarColor**

NSColor

## **scrollCellToVisibleAtRow:column:**

NSMatrix

## **scrollClipView:toPoint:**

NSView

## **scrollColumnToVisible:**

NSTableView, NSBrowser

**scrollColumnsLeftBy:**

NSBrowser

**scrollColumnsRightBy:**

NSBrowser

**scrollItemAtIndexToTop:**

NSComboBoxCell, NSComboBox

**scrollItemAtIndexToVisible:**

NSComboBoxCell, NSComboBox

**scrollLineDown:**

NSResponder

**scrollLineUp:**

NSResponder

**scrollPageDown:**

NSResponder

**scrollPageUp:**

NSResponder

**scrollPoint:**

NSView

**scrollRangeToVisible:**

NSText

**scrollRect:by:**

NSView

**scrollRectToVisible:**

NSView

**scrollRowToVisible:**

NSTableView

**scrollToPoint:**

NSClipView

**scrollViaScroller:**

NSBrowser

**scrollView**

NSRulerView

**scrollWheel:**

NSResponder, NSScrollView



## **scrollerWidth**

NSScroller

## **scrollerWidthForControlSize:**

NSScroller

## **scrollsDynamically**

NSScrollView

## **searchForAllDomains**

NSNetServiceBrowser

## **searchForRegistrationDomains**

NSNetServiceBrowser

## **searchForServicesOfType:inDomain:**

NSNetServiceBrowser

## **secondOfMinute**

NSDate

## **secondarySelectedControlColor**

NSColor

## **secondsFromGMT**

NSTimeZone

**secondsFromGMTForDate:**

NSTimeZone

**seekToEndOfFile**

NSFileHandle

**seekToFileOffset:**

NSFileHandle

**selectAll:**

NSTableView, NSResponder, NSMovieView, NSMatrix, NSBrowser, NSText

**selectCell:**

NSControl

**selectCellAtRow:column:**

NSMatrix

**selectCellWithTag:**

NSMatrix

**selectColumn:byExtendingSelection:**

NSTableView

**selectFile:inFileViewerRootedAtPath:**

NSWorkspace

**selectFirstTabViewItem:**

NSTabView

**selectItem:**

NSPopUpButton, NSPopUpButtonCell

**selectItemAtIndexPath:**

NSPopUpButton, NSPopUpButtonCell, NSComboBoxCell, NSComboBox

**selectItemWithObjectValue:**

NSComboBoxCell, NSComboBox

**selectItemWithTitle:**

NSPopUpButton, NSPopUpButtonCell

**selectKeyViewFollowingView:**

NSWindow

**selectKeyViewPrecedingView:**

NSWindow

**selectLastTabViewItem:**

NSTabView

**selectLine:**

NSResponder

**selectNextKeyView:**

NSWindow

**selectNextTabViewItem:**

NSTabView

**selectParagraph:**

NSResponder

**selectPreviousKeyView:**

NSWindow

**selectPreviousTabViewItem:**

NSTabView

**selectRow:byExtendingSelection:**

NSTableView

**selectRow:inColumn:**

NSBrowser

**selectTabViewItem:**

NSTabView

**selectTabViewItemAtIndex:**

NSTabView

**selectTabViewItemWithIdentifier:**

NSTabView

**selectText:**

NSSavePanel, NSMatrix, NSTextField

**selectTextAtIndex:**

NSForm

**selectTextAtRow:column:**

NSMatrix

**selectToMark:**

NSResponder

**selectWithFrame:inView:editor:delegate:start:length:**

NSCell

**selectWord:**

NSResponder

### **selectedCell**

NSControl, NSMatrix, NSBrowser

### **selectedCellInColumn:**

NSBrowser

### **selectedCells**

NSMatrix, NSBrowser

### **selectedColumn**

NSTableView, NSMatrix, NSBrowser

### **selectedColumnEnumerator**

NSTableView

### **selectedControlColor**

NSColor

### **selectedControlTextColor**

NSColor

### **selectedFont**

NSFontManager

## **selectedItem**

NSPopUpButton, NSPopUpButtonCell

## **selectedKnobColor**

NSColor

## **selectedMenuItemColor**

NSColor

## **selectedMenuItemTextColor**

NSColor

## **selectedRange**

NSText

## **selectedRow**

NSTableView, NSMatrix

## **selectedRowEnumerator**

NSTableView

## **selectedRowInColumn:**

NSBrowser

## **selectedTabViewItem**

NSTabView

**selectedTag**

NSControl

**selectedTextAttributes**

NSTextView

**selectedTextBackgroundColor**

NSColor

**selectedTextColor**

NSColor

**selectionAffinity**

NSTextView

**selectionGranularity**

NSTextView

**selectionRangeForProposedRange:granularity:**

NSTextView

**selectionShouldChangeInOutlineView:**

NSOutlineView



### **selectionShouldChangeInTableView:**

NSTableView

### **selector**

NSInvocation

### **selectorForCommand:**

NSScriptClassDescription

### **sendAction**

NSFontManager, NSMatrix, NSBrowser

### **sendAction:to:**

NSControl

### **sendAction:to:forAllCells:**

NSMatrix

### **sendAction:to:from:**

NSApplication

### **sendActionOn:**

NSControl, NSCell, NSStatusItem

### **sendBeforeDate:**

NSPortMessage

**sendBeforeDate:components:from:reserved:**

NSPort

**sendBeforeDate:msgid:components:from:reserved:**

NSPort

**sendDoubleAction**

NSMatrix

**sendEvent:**

NSWindow, NSApplication

**sendPort**

NSPortMessage, NSConnection

**sendsActionOnArrowKeys**

NSBrowser

**sendsActionOnEndEditing**

NSCell

**separatesColumns**

NSBrowser

## **separatorItem**

NSMenuItem

## **serializeAlignedBytesLength:**

NSMutableData

## **serializeDataAt:ofObjCType:context:**

NSMutableData

## **serializeInt:**

NSMutableData

## **serializeInt:atIndex:**

NSMutableData

## **serializeInts:count:**

NSMutableData

## **serializeInts:count:atIndex:**

NSMutableData

## **serializePropertyList:**

NSSerializer

## **serializePropertyList:intoData:**

NSSerializer

## **serializedRepresentation**

NSFileWrapper

## **server**

NSInputManager

## **servicesMenu**

NSApplication

## **servicesProvider**

NSApplication

## **set**

NSBrowserCell, NSCursor, NSColor, NSSet, NSAffineTransform, NSFont

## **setAcceptsArrowKeys:**

NSBrowser

## **setAcceptsGlyphInfo:**

NSTextView

## **setAcceptsMouseMovedEvents:**

NSWindow

**setAccessoryView:**

NSSavePanel, NSPrintPanel, NSPrintOperation, NSFontPanel, NSSpellChecker, NSColorPanel, NSPageLayout, NSRulerView

**setAction:**

NSControl, NSMenuItem, NSCell, NSFontManager, NSToolbarItem, NSActionCell, NSColorPanel, NSStatusItem

**setActionName:**

NSUndoManager

**setAlignment:**

NSMutableParagraphStyle, NSControl, NSCell, NSActionCell, NSText

**setAlignment:range:**

NSTextView, NSMutableAttributedString

**setAllowsBranchSelection:**

NSBrowser

**setAllowsColumnReordering:**

NSTableView

**setAllowsColumnResizing:**

NSTableView

**setAllowsColumnSelection:**

NSTableView

**setAllowsEditingTextAttributes:**

NSCell, NSTextField

**setAllowsEmptySelection:**

NSTableView, NSMatrix, NSBrowser

**setAllowsFloats:**

NSNumberFormatter

**setAllowsMixedState:**

NSCell, NSButton

**setAllowsMultipleSelection:**

NSOpenPanel, NSTableView, NSBrowser

**setAllowsTickMarkValuesOnly:**

NSSliderCell

**setAllowsTruncatedLabels:**

NSTabView

**setAllowsUndo:**

NSTextView

**setAllowsUserCustomization:**

NSToolbar

**setAlpha:**

NSImageRep

**setAlphaValue:**

NSWindow

**setAltIncrementValue:**

NSSlider, NSSliderCell

**setAlternateImage:**

NSBrowserCell, NSButtonCell, NSButton

**setAlternateTitle:**

NSButtonCell, NSButton

**setAltersStateOfSelectedItem:**

NSPopUpButtonCell

**setAnimationDelay:**

NSProgressIndicator

**setAppleMenu:**

NSApplication

**setApplicationIconImage:**

NSApplication

**setArgumentAtIndex:**

NSInvocation

**setArguments:**

NSTask, NSScriptCommand

**setArray:**

NSMutableArray

**setArrowPosition:**

NSPopUpButtonCell

**setArrowsPosition:**

NSScroller

**setAspectRatio:**

NSWindow

**setAssociatedPointsAtIndex:**

NSBezierPath



**setAttachmentCell:**

NSTextAttachment

**setAttachmentSize:forGlyphRange:**

NSLayoutManager

**setAttributeDescriptor:forKeyword:**

NSAppleEventDescriptor

**setAttributeRuns:**

NSTextStorage

**setAttributedAlternateTitle:**

NSButtonCell, NSButton

**setAttributedString:**

NSMutableAttributedString

**setAttributedStringForNil:**

NSNumberFormatter

**setAttributedStringForNotANumber:**

NSNumberFormatter

### **setAttributedStringForZero:**

NSNumberFormatter

### **setAttributedStringValue:**

NSControl, NSCell

### **setAttributedStringTitle:**

NSButtonCell, NSFormCell, NSButton, NSStatusItem

### **setAttributes:**

NSOpenGLPixelFormat

### **setAttributes:range:**

NSMutableAttributedString

### **setAutodisplay:**

NSWindow

### **setAutoenablesItems:**

NSPopUpButton, NSPopUpButtonCell, NSMenu

### **setAutorepeat:**

NSStepperCell, NSStepper

### **setAutoresizesAllColumnsToFit:**

NSTableView

**setAutoresizesOutlineColumn:**

NSOutlineView

**setAutoresizesSubviews:**

NSView

**setAutoresizingMask:**

NSView

**setAutosaveExpandedItems:**

NSOutlineView

**setAutosaveName:**

NSTableView

**setAutosaveTableColumns:**

NSTableView

**setAutosavesConfiguration:**

NSToolbar

**setAutoscroll:**

NSMatrix

**setAutosizesCells:**

NSMatrix

**setBackgroundColor:**

NSImage, NSWindow, NSTextFieldCell, NSTableView, NSTextView, NSScrollView, NSClipView, NSMatrix, NSTextField, NSText

**setBackgroundLayoutEnabled:**

NSLayoutManager

**setBackingType:**

NSWindow

**setBaseSpecifier:**

NSRelativeSpecifier

**setBaseWritingDirection:**

NSMutableParagraphStyle

**setBecomesKeyOnlyIfNeeded:**

NSPanel

**setBezelStyle:**

NSTextFieldCell, NSButtonCell, NSButton, NSTextField

**setBezeled:**

NSProgressIndicator, NSCell, NSForm, NSActionCell, NSTextField

**setBitsPerSample:**

NSImageRep

**setBool:forKey:**

NSUserDefaults

**setBorderType:**

NSBox, NSScrollView

**setBordered:**

NSCell, NSForm, NSButton, NSColorWell, NSActionCell, NSTextField

**setBottomMargin:**

NSPrintInfo

**setBounds:**

NSView

**setBoundsOrigin:**

NSView

**setBoundsRotation:**

NSView

**setBoundsSize:**

NSView

**setBoxType:**

NSBox

**setButtonType:**

NSButtonCell, NSButton

**setCacheDepthMatchesImageDepth:**

NSImage

**setCacheMode:**

NSImage

**setCachedSeparately:**

NSImage

**setCachesBezierPath:**

NSBezierPath

**setCalendarFormat:**

NSCalendarDate

**setCanChooseDirectories:**

NSOpenPanel

**setCanChooseFiles:**

NSOpenPanel

**setCanHide:**

NSWindow

**setCanSelectHiddenExtension:**

NSSavePanel

**setCanSpawnSeparateThread:**

NSPrintOperation

**setCaseSensitive:**

NSScanner

**setCell:**

NSControl

**setCellAttribute:to:**

NSCell

**setCellBackgroundColor:**

NSMatrix

**setCellClass:**

NSControl, NSMatrix, NSBrowser

**setCellPrototype:**

NSBrowser

**setCellSize:**

NSMatrix

**setCharacterIndex:forGlyphAtIndex:**

NSLayoutManager

**setCharacters:**

NSTextStorage

**setCharactersToBeSkipped:**

NSScanner

**setChildSpecifier:**

NSScriptObjectSpecifier

**setClass:forClassName:**

NSKeyed Unarchiver

**setClassName:forClass:**



NSKeyedArchiver

**setClientView:**

NSRulerView

**setClip**

NSBezierPath

**setColor:**

NSTabViewItem, NSColorWell, NSColorPanel

**setColor:forKey:**

NSColorList

**setColorSpaceName:**

NSImageRep

**setCompletes:**

NSComboBoxCell, NSComboBox

**setCompression:factor:**

NSBitmapImageRep

**setConfigurationFromDictionary:**

NSToolbar

**setConstrainedFrameSize:**

NSTextView

**setContainerClassDescription:**

NSScriptObjectSpecifier

**setContainerIsObjectBeingTested:**

NSScriptObjectSpecifier

**setContainerIsRangeContainerObject:**

NSScriptObjectSpecifier

**setContainerSize:**

NSTextContainer

**setContainerSpecifier:**

NSScriptObjectSpecifier

**setContentSize:**

NSWindow, NSDrawer

**setContentView:**

NSWindow, NSBox, NSScrollView, NSDrawer

**setContentViewMargins:**

NSBox

**setContextHelp:forObject:**

NSHelpManager

**setContextHelpModeActive:**

NSHelpManager

**setContextMenuRepresentation:**

NSMenu

**setContinuous:**

NSControl, NSCell, NSColorPanel

**setContinuousSpellCheckingEnabled:**

NSTextView

**setControlSize:**

NSProgressIndicator, NSCell, NSTabView, NSScroller

**setControlTint:**

NSProgressIndicator, NSCell, NSTabView, NSScroller

**setCopiesOnScroll:**

NSClipView

**setCornerView:**

NSTableView

**setCurrentContext:**

NSGraphicsContext

**setCurrentDirectoryPath:**

NSTask

**setCurrentOperation:**

NSPrintOperation

**setCurrentPage:**

NSPDFImageRep

**setCurrentVirtualScreen:**

NSOpenGLContext

**setData:**

NSMutableData

**setData:forType:**

NSPasteboard

**setDataCell:**

NSTableColumn

**setDataRetained:**

NSImage

**setDataSource:**

NSTableView, NSComboBoxCell, NSComboBox

**setDecimalSeparator:**

NSNumberFormatter

**setDefaultAttachmentScaling:**

NSLayoutManager

**setDefaultBehavior:**

NSDecimalNumber

**setDefaultButtonCell:**

NSWindow

**setDefaultFlatness:**

NSBezierPath

**setDefaultLineCapStyle:**

NSBezierPath

**setDefaultLineJoinStyle:**

NSBezierPath

**setDefaultLineWidth:**

NSBezierPath

**setDefaultMiterLimit:**

NSBezierPath

**setDefaultNameServerPortNumber:**

NSSocketPortNameServer

**setDefaultPrinter:**

NSPrintInfo

**setDefaultTimeZone:**

NSTimeZone

**setDefaultWindingRule:**

NSBezierPath

**setDelegate:**

NSImage, NSTextStorage, NSWindow, NSSavePanel, NSTableView, NSSound, NSKeyedUnarchiver, NSNetServiceBrowser, NSSplitView, NSTextView, NSNetService, NSLayoutManager, NSFontManager, NSDrawer, NSMatrix, NSApplication, NSPort, NSSpellServer, NSToolbar, NSKeyedArchiver, NSTabView, NSBrowser, NSConnection, NSTextField, NSText

**setDepthLimit:**

NSWindow

**setDescriptor:forKeyword:**

NSAppleEventDescriptor

**setDestination:**

NSNibConnector

**setDictionary:**

NSMutableDictionary

**setDirectParameter:**

NSScriptCommand

**setDirectory:**

NSSavePanel

**setDisplayMode:**

NSToolbar

**setDisplayedWhenStopped:**

NSProgressIndicator

**setDocument:**

NSWindowController

**setDocumentCursor:**

NSScrollView, NSClipView

**setDocumentEdited:**

NSWindow, NSWindowController

**setDocumentView:**

NSScrollView, NSClipView

**setDoubleAction:**

NSTableView, NSMatrix, NSBrowser

**setDoubleValue:**

NSProgressIndicator, NSControl, NSCell

**setDrawsBackground:**

NSTextFieldCell, NSTextView, NSScrollView, NSClipView, NSMatrix, NSTabView, NSTextField, NSText

**setDrawsCellBackground:**

NSMatrix

**setDrawsGrid:**

NSTableView



### **setDrawsOutsideLineFragment:forGlyphAtIndex:**

NSLayoutManager

### **setDropItem:dropChildIndex:**

NSOutlineView

### **setDropRow:dropOperation:**

NSTableView

### **setDynamicDepthLimit:**

NSWindow

### **setEchosBullets:**

NSSecureTextFieldCell

### **setEditable:**

NSTableColumn, NSTextView, NSCell, NSMovieView, NSImageView, NSTextField, NSText

### **setEnabled:**

NSControl, NSMenuItem, NSCell, NSFontManager, NSToolbarItem, NSFontPanel, NSActionCell, NSStatusItem

### **setEndSpecifier:**

NSRangeSpecifier

### **setEndSubelementIdentifier:**

NSWhoseSpecifier

**setEndSubelementIndex:**

NSWhoseSpecifier

**setEntryType:**

NSCell

**setEntryWidth:**

NSForm

**setEnvironment:**

NSTask

**setEvaluationErrorNumber:**

NSScriptObjectSpecifier

**setEventHandler:andSelector:forEventClass:andEventID:**

NSAppleEventManager

**setExcludedFromWindowsMenu:**

NSWindow

**setExtensionHidden:**

NSSavePanel

**setExtraLineFragmentRect:usedRect:textContainer:**

NSLayoutManager

**setFieldEditor:**

NSTextView, NSText

**setFileAttributes:**

NSFileWrapper

**setFileName:**

NSDocument

**setFileType:**

NSDocument

**setFileWrapper:**

NSTextAttachment

**setFilename:**

NSFileWrapper

**setFireDate:**

NSTimer

**setFirstLineHeadIndent:**

NSMutableParagraphStyle

**setFlatness:**

NSBezierPath

**setFlipped:**

NSImage

**setFloat:forKey:**

NSUserDefaults

**setFloatValue:**

NSControl, NSCell

**setFloatValue:knobProportion:**

NSScroller

**setFloatingPanel:**

NSPanel

**setFloatingPointFormat:left:right:**

NSControl, NSCell, NSActionCell

**setFocusStack:**

NSGraphicsContext

**setFont:**

NSTextStorage, NSControl, NSButtonCell, NSCell, NSTabView, NSActionCell, NSMenuView, NSText

**setFont:range:**

NSText

**setFontManagerFactory:**

NSFontManager

**setFontMenu:**

NSFontManager

**setFontPanelFactory:**

NSFontManager

**setForegroundColor:**

NSTextStorage

**setFormat:**

NSNumberFormatter

**setFormatter:**

NSControl, NSCell

**setFrame:**

NSView

**setFrame:display:**

NSWindow

**setFrame:display:animate:**

NSWindow

**setFrameAutosaveName:**

NSWindow

**setFrameFromContentFrame:**

NSBox

**setFrameFromString:**

NSWindow

**setFrameOrigin:**

NSWindow, NSView

**setFrameRotation:**

NSView

**setFrameSize:**

NSView

**setFrameTopLeftPoint:**

NSWindow

**setFrameUsingName:**

NSWindow

**setFrameUsingName:force:**

NSWindow

**setFullScreen**

NSOpenGLContext

**setGradientType:**

NSButtonCell

**setGraphicsState:**

NSGraphicsContext

**setGridColor:**

NSTableView

**setGroupsByEvent:**

NSUndoManager

**setHasHorizontalRuler:**

NSScrollView

**setHasHorizontalScroller:**

NSScrollView, NSBrowser

**setHasShadow:**

NSWindow

**setHasThousandSeparators:**

NSNumberFormatter

**setHasUndoManager:**

NSDocument

**setHasVerticalRuler:**

NSScrollView

**setHasVerticalScroller:**

NSComboBoxCell, NSScrollView, NSComboBox

**setHeadIndent:**

NSMutableParagraphStyle

**setHeaderCell:**

NSTableColumn



**setHeaderView:**

NSTableView

**setHeightTracksTextView:**

NSTextContainer

**setHiddenUntilMouseMoves:**

NSCursor

**setHidesOnDeactivate:**

NSWindow

**setHighlightMode:**

NSStatusItem

**setHighlighted: NSCell,**

NSMenuItemCell

**setHighlightedItemIndex:**

NSMenuView

**setHighlightedTableColumn:**

NSTableView

**setHighlightsBy:**

NSButtonCell

**setHorizontal:**

NSMenuView

**setHorizontalEdgePadding:**

NSMenuView

**setHorizontalLineScroll:**

NSScrollView

**setHorizontalPageScroll:**

NSScrollView

**setHorizontalPagination:**

NSPrintInfo

**setHorizontalRulerView:**

NSScrollView

**setHorizontalScroller:**

NSScrollView

**setHorizontallyCentered:**

NSPrintInfo

**setHorizontallyResizable:**

NSText

**setHostCacheEnabled:**

NSHost

**setHyphenationFactor:**

NSLayoutManager

**setIcon:**

NSFileWrapper

**setIdentifier:**

NSTableColumn, NSTabViewItem

**setIgnoredWords:inSpellDocumentWithTag:**

NSpellChecker

**setIgnoresAlpha:**

NSColor

**setIgnoresMouseEvents:**

NSWindow

**setIgnoresMultiClick:**

NSControl

**setImage:**

NSSlider, NSBrowserCell, NSMenuItem, NSCell, NSToolbarItem, NSButton, NSImageView, NSRulerMarker, NSActionCell, NSStatusItem

**setImageAlignment:**

NSImageCell, NSImageView

**setImageDimsWhenDisabled:**

NSButtonCell

**setImageFrameStyle:**

NSImageCell, NSImageView

**setImageInterpolation:**

NSGraphicsContext

**setImageOrigin:**

NSRulerMarker

**setImagePosition:**

NSButtonCell, NSButton

**setImageScaling:**

NSImageCell, NSImageView

**setImportsGraphics:**

NSTextView, NSCell, NSTextField, NSText

**setIncrement:**

NSStepperCell, NSStepper

**setIndentationMarkerFollowsCell:**

NSOutlineView

**setIndentationPerLevel:**

NSOutlineView

**setIndependentConversationQueueing:**

NSConnection

**setIndeterminate:**

NSProgressIndicator

**setIndex:**

NSIndexSpecifier

**setIndicatorImage:inTableColumn:**

NSTableView

**setInitialFirstResponder:**

NSWindow, NSTabViewItem

**setInsertionClassDescription:**

NSPositionalSpecifier

**setInsertionPointColor:**

NSTextView

**setIntAttribute:value:forGlyphAtIndex:**

NSLayoutManager

**setIntValue:**

NSControl, NSCell

**setInteger:forKey:**

NSUserDefaults

**setIntercellSpacing:**

NSTableView, NSComboBoxCell, NSMatrix, NSComboBox

**setInterfaceStyle:**

NSResponder

**setInterlineSpacing:**

NSForm

**setIsMiniaturized:**

NSWindow

**setIsPaneSplitter:**

NSSplitView

**setIsVisible:**

NSWindow

**setIsZoomed:**

NSWindow

**setItemHeight:**

NSComboBoxCell, NSComboBox

**setJobDisposition:**

NSPrintInfo

**setJobStyleHint:**

NSPrintPanel, NSPrintOperation

**setKey:**

NSScriptObjectSpecifier

**setKeyEquivalent:**

NSButtonCell, NSMenuItem, NSButton

**setKeyEquivalentFont:**

NSButtonCell

**setKeyEquivalentFont:size:**

NSButtonCell

**setKeyEquivalentModifierMask:**

NSButtonCell, NSMenuItem, NSButton

**setKnobThickness:**

NSSlider, NSSliderCell

**setLabel:**

NSNibConnector, NSTabViewItem, NSToolbarItem

**setLanguage:**

NSSpellChecker

**setLastColumn:**

NSBrowser

**setLaunchPath:**

NSTask



**setLayoutManager:**

NSTextContainer

**setLeadingOffset:**

NSDrawer

**setLeaf:**

NSBrowserCell

**setLeftMargin:**

NSPrintInfo

**setLength:**

NSMutableData, NSStatusItem

**setLevel:**

NSWindow

**setLevelsOfUndo:**

NSUndoManager

**setLineBreakMode:**

NSMutableParagraphStyle

**setLineCapStyle:**

NSBezierPath

**setLineDash:count:phase:**

NSBezierPath

**setLineFragmentPadding:**

NSTextContainer

**setLineFragmentRect:forGlyphRange:usedRect:**

NSLayoutManager

**setLineJoinStyle:**

NSBezierPath

**setLineScroll:**

NSScrollView

**setLineSpacing:**

NSMutableParagraphStyle

**setLineWidth:**

NSBezierPath

**setLoaded:**

NSBrowserCell

**setLocale:**

NSScanner

**setLocalizesFormat:**

NSNumberFormatter

**setLocation:forStartOfGlyphRange:**

NSLayoutManager

**setLoopMode:**

NSMovieView

**setMainMenu:**

NSApplication

**setMark:**

NSResponder

**setMarkedTextAttributes:**

NSTextView

**setMarkerLocation:**

NSRulerMarker

**setMarkers:**

NSRulerView

**setMatchesOnMultipleResolution:**

NSImage

**setMatrixClass:**

NSBrowser

**setMaxContentSize:**

NSDrawer

**setMaxSize:**

NSWindow, NSToolbarItem, NSText

**setMaxValue:**

NSSlider, NSProgressIndicator, NSSliderCell, NSStepperCell, NSStepper

**setMaxVisibleColumns:**

NSBrowser

**setMaxWidth:**

NSTableColumn

**setMaximum:**

NSNumberFormatter

**setMaximumLineHeight:**

NSMutableParagraphStyle

**setMeasurementUnits:**

NSRulerView

**setMenu:**

NSPopUpButton, NSPopUpButtonCell, NSResponder, NSMenuItem, NSCell, NSStatusItem, NSMenuView

**setMenuBarVisible:**

NSMenu

**setMenuChangedMessagesEnabled:**

NSMenu

**setMenuFormRepresentation:**

NSToolbarItem

**setMenuItem:**

NSMenuItemCell

**setMenuItemCell:forItemAtIndex:**

NSMenuView

**setMenuRepresentation:**

NSMenu

**setMenuView:**

NSMenuItemCell

**setMenuZone:**

NSMenu

**setMinColumnWidth:**

NSBrowser

**setMinContentSize:**

NSDrawer

**setMinSize:**

NSWindow, NSToolbarItem, NSText

**setMinValue:**

NSSlider, NSProgressIndicator, NSSliderCell, NSStepperCell, NSStepper

**setMinWidth:**

NSTableColumn

**setMinimum:**

NSNumberFormatter

**setMinimumLineHeight:**

NSMutableParagraphStyle

**setMiniwindowImage:**

NSWindow

**setMiniwindowTitle:**

NSWindow

**setMiterLimit:**

NSBezierPath

**setMixedStateImage:**

NSMenuItem

**setMnemonicLocation:**

NSMenuItem

**setMode:**

NSColorPicker, NSMatrix, NSColorPanel

**setMovable:**

NSRulerMarker

**setMovableByWindowBackground:**

NSWindow

**setMovie:**

NSMovieView

**setMsgid:**

NSPortMessage

**setMuted:**

NSMovieView

**setName:**

NSImage, NSSound, NSNameSpecifier

**setNeedsDisplay**

NSControl

**setNeedsDisplay:**

NSMenuItemCell, NSView

**setNeedsDisplayForItemAtIndex:**

NSMenuView

**setNeedsDisplayInRect:**

NSView



**setNeedsDisplayInRect:avoidAdditionalLayout:**

NSTextView

**setNeedsSizing:**

NSMenuItemCell, NSMenuView

**setNegativeFormat:**

NSNumberFormatter

**setNextResponder:**

NSResponder

**setNextState**

NSCell, NSButton

**setNotShownAttribute:forGlyphAtIndex:**

NSLayoutManager

**setNumberOfTickMarks:**

NSSliderCell

**setNumberOfVisibleItems:**

NSComboBoxCell, NSComboBox

**setObject:forKey:**

NSUserDefaults, NSMutableDictionary

**setObjectBeingTested:**

NSScriptExecutionContext

**setObjectValue:**

NSControl, NSCell, NSActionCell

**setObjectZone:**

NSCoder, NSUnarchiver

**setOffScreen:width:height:rowbytes:**

NSOpenGLContext

**setOffStateImage:**

NSMenuItem

**setOnMouseEntered:**

NSCursor

**setOnMouseExited:**

NSCursor

**setOnStateImage:**

NSMenuItem

**setOneShot:**

NSWindow

**setOpaque:**

NSWindow, NSImageRep

**setOpenGLContext:**

NSOpenGLView

**setOrderIndex:**

NSWindow

**setOrientation:**

NSPrintInfo, NSRulerView

**setOriginOffset:**

NSRulerView

**setOutlineTableColumn:**

NSOutlineView

**setOutputFormat:**

NSKeyedArchiver

**setPageOrder:**

NSPrintOperation

**setPageScroll:**

NSScrollView

**setPaletteLabel:**

NSToolbarItem

**setPanelFont:isMultiple:**

NSFontPanel

**setPaperName:**

NSPrintInfo

**setPaperSize:**

NSPrintInfo

**setParagraphSpacing:**

NSMutableParagraphStyle

**setParagraphStyle:**

NSMutableParagraphStyle

**setParagraphs:**

NSTextStorage

**setParamDescriptor:forKeyword:**

NSAppleEventDescriptor

**setParentWindow:**

NSWindow, NSDrawer

**setPath:**

NSBrowser

**setPathSeparator:**

NSBrowser

**setPatternPhase:**

NSGraphicsContext

**setPeriodicDelay:interval:**

NSButtonCell, NSButton

**setPersistentDomain:forName:**

NSUserDefaults

**setPickerMask:**

NSColorPanel

**setPickerMode:**

NSColorPanel

**setPixelFormat:**

NSOpenGLView

**setPixelsHigh:**

NSImageRep

**setPixelsWide:**

NSImageRep

**setPlaysEveryFrame:**

NSMovieView

**setPlaysSelectionOnly:**

NSMovieView

**setPoolCountHighWaterMark:**

NSAutoreleasePool

**setPoolCountHighWaterResolution:**

NSAutoreleasePool

**setPositiveFormat:**

NSNumberFormatter

**setPostsBoundsChangedNotifications:**

NSView

**setPostsFrameChangedNotifications:**

NSView

**setPreferredEdge:**

NSPopUpButton, NSPopUpButtonCell, NSDrawer

**setPreferredFilename:**

NSFileWrapper

**setPreferredFontNames:**

NSFont

**setPrefersColorMatch:**

NSImage

**setPrintInfo:**

NSPrintOperation, NSDocument

**setPrintPanel:**

NSPrintOperation

**setPrinter:**

NSPrintInfo

**setProcessName:**

NSProcessInfo

**setPrompt:**

NSSavePanel

**setProperty:forKey:**

NSURL

**setProperty:withValue:**

NSBitmapImageRep

**setPropertyList:forType:**

NSPasteboard

**setProtocolForProxy:**

NSDistantObject

**setProtocolSpecificInformation:**

NSNetService

**setPrototype:**

NSMatrix



**setPullsDown:**

NSPopUpButton, NSPopUpButtonCell

**setRangeContainerObject:**

NSScriptExecutionContext

**setRate:**

NSMovieView

**setReceiversSpecifier:**

NSDeleteCommand, NSCloneCommand, NSMoveCommand, NSSetCommand, NSScriptCommand

**setRelativePosition:**

NSRelativeSpecifier

**setReleasedWhenClosed:**

NSWindow

**setRemovable:**

NSRulerMarker

**setReplyTimeout:**

NSConnection

**setRepresentedFilename:**

NSWindow

**setRepresentedObject:**

NSMenuItem, NSCell, NSRulerMarker

**setRequestTimeout:**

NSConnection

**setRequiredFileType:**

NSSavePanel

**setReservedThicknessForAccessoryView:**

NSRulerView

**setReservedThicknessForMarkers:**

NSRulerView

**setResizable:**

NSTableColumn

**setResizeIncrements:**

NSWindow

**setResolvesAliases:**

NSOpenPanel

**setResourceData:**

NSURL

**setReturnValue:**

NSInvocation

**setReusesColumns:**

NSBrowser

**setRichText:**

NSTextView, NSText

**setRightMargin:**

NSPrintInfo

**setRootObject:**

NSConnection

**setRoundingBehavior:**

NSNumberFormatter

**setRowHeight:**

NSTableView

**setRuleThickness:**

NSRulerView

**setRulerViewClass:**

NSScrollView

**setRulerVisible:**

NSTextView

**setRulersVisible:**

NSScrollView

**setRunLoopModes:**

NSUndoManager

**setScalesWhenResized:**

NSImage

**setScanLocation:**

NSScanner

**setScriptErrorNumber:**

NSScriptCommand

**setScriptErrorString:**

NSScriptCommand

**setScrollView:**

NSRulerView

**setScrollable:**

NSCell, NSMatrix

**setScrollsDynamically:**

NSScrollView

**setSelectable:**

NSTextView, NSCell, NSTextField, NSText

**setSelectedFont:isMultiple:**

NSFontManager

**setSelectedRange:**

NSTextView, NSText

**setSelectedRange:affinity:stillSelecting:**

NSTextView

**setSelectedTextAttributes:**

NSTextView

**setSelectionByRect:**

NSMatrix

**setSelectionFrom:to:anchor:highlight:**

NSMatrix

**setSelectionGranularity:**

NSTextView

**setSelector:**

NSInvocation

**setSendsActionOnArrowKeys:**

NSBrowser

**setSendsActionOnEndEditing:**

NSCell

**setSeparatesColumns:**

NSBrowser

**setServicesMenu:**

NSApplication

**setServicesProvider:**

NSApplication

**setSet:**

NSMutableSet

**setSharedPrintInfo:**

NSPrintInfo

**setSharedScriptSuiteRegistry:**

NSScriptSuiteRegistry

**setShouldAntialias:**

NSGraphicsContext

**setShouldCascadeWindows:**

NSWindowController

**setShouldCloseDocument:**

NSWindowController

**setShouldCreateUI:**

NSDocumentController

**setShowPanels:**

NSPrintOperation

**setShowsAlpha:**

NSColorPanel

**setShowsBorderOnlyWhileMouseInside:**

NSButtonCell, NSButton

**setShowsControlCharacters:**

NSLayoutManager

**setShowsInvisibleCharacters:**

NSLayoutManager

**setShowsResizeIndicator:**

NSWindow

**setShowsStateBy:**

NSButtonCell

**setSize:**

NSImage, NSImageRep

**setSizeMode:**

NSToolbar

**setSmartInsertDeleteEnabled:**

NSTextView



**setSound:**

NSButtonCell, NSButton

**setSource:**

NSNibConnector

**setStandardError:**

NSTask

**setStandardInput:**

NSTask

**setStandardOutput:**

NSTask

**setStartSpecifier:**

NSRangeSpecifier

**setStartSubelementIdentifier:**

NSWhoseSpecifier

**setStartSubelementIndex:**

NSWhoseSpecifier

**setState:**

NSMenuItem, NSCell, NSButton

**setState:atRow:column:**

NSMatrix

**setString:**

NSMutableString, NSText

**setString:forType:**

NSPasteboard

**stringValue:**

NSControl, NSCell

**setStyle:**

NSProgressIndicator

**submenu:**

NSMenuItem

**submenu:forItem:**

NSMenu

**supermenu:**

NSMenu

**setSuspended:**

NSDistributedNotificationCenter

**setTabStops:**

NSMutableParagraphStyle

**setTabViewType:**

NSTabView

**setTableView:**

NSTableColumn, NSTableHeaderView

**setTag:**

NSControl, NSMenuItem, NSCell, NSToolbarItem, NSActionCell

**setTailIndent:**

NSMutableParagraphStyle

**setTakesTitleFromPreviousColumn:**

NSBrowser

**setTarget:**

NSControl, NSMenuItem, NSCell, NSToolbarItem, NSActionCell, NSColorPanel, NSStatusItem, NSInvocation

**setTearOffMenuRepresentation:**

NSMenu

**setTemporaryAttributes:forCharacterRange:**

NSLayoutManager

**setTest:**

NSWhoseSpecifier

**setTextAlignment:**

NSForm

**setTextAttributesForNegativeValues:**

NSNumberFormatter

**setTextAttributesForPositiveValues:**

NSNumberFormatter

**setTextColor:**

NSTextFieldCell, NSTextField, NSText

**setTextColor:range:**

NSText

**setTextContainer:**

NSTextView

## **setTextContainer:forGlyphRange:**

NSLayoutManager

## **setTextContainerInset:**

NSTextView

## **setTextFont:**

NSForm

## **setTextStorage:**

NSLayoutManager

## **setTextView:**

NSTextContainer

## **setThousandSeparator:**

NSNumberFormatter

## **setThreadPriority:**

NSThread

## **setTickMarkPosition:**

NSSliderCell

## **setTimeZone:**

NSCalendarDate

**setTitle:**

NSSlider, NSPopUpButton, NSWindow, NSSavePanel, NSPopUpButtonCell, NSMenu, NSSliderCell, NSButtonCell, NSBox, NSFormCell, NSMenuItem, NSCell, NSButton, NSStatusItem

**setTitle:ofColumn:**

NSBrowser

**setTitleAlignment:**

NSFormCell, NSForm

**setTitleCell:**

NSSlider, NSSliderCell

**setTitleColor:**

NSSlider, NSSliderCell

**setTitleFont:**

NSSlider, NSSliderCell, NSBox, NSFormCell, NSForm

**setTitlePosition:**

NSBox

**setTitleWidth:**

NSFormCell

**setTitleWithMnemonic:**

NSMenuItem

**setTitleWithRepresentedFilename:**

NSWindow

**setTitled:**

NSBrowser

**setToolTip:**

NSToolbarItem, NSStatusItem, NSView

**setToolTip:forCell:**

NSMatrix

**setToolbar:**

NSWindow

**setTopLevelObject:**

NSScriptExecutionContext

**setTopMargin:**

NSPrintInfo

**setTrailingOffset:**

NSDrawer

**setTransformStruct:**

NSAffineTransform

**setTransparent:**

NSButtonCell, NSButton

**setTreatsFilePackagesAsDirectories:**

NSSavePanel

**setType:**

NSCell

**setTypesetter:**

NSLayoutManager

**setTypesetterBehavior:**

NSLayoutManager

**setTypingAttributes:**

NSTextView

**setUndoManager:**

NSDocument



**setUniqueID:**

NSUniqueIDSpecifier

**setUpFieldEditorAttributes:**

NSTextFieldCell, NSCell

**setUpGState**

NSView

**setUpPrintOperationDefaultValues**

NSPrintInfo

**setUserFixedPitchFont:**

NSFont

**setUserFont:**

NSFont

**setUsesDataSource:**

NSComboBoxCell, NSComboBox

**setUsesEPSOnResolutionMismatch:**

NSImage

**setUsesFontPanel:**

NSTextView, NSText

**setUsesItemFromMenu:**

NSPopUpButtonCell

**setUsesRuler:**

NSTextView

**setUsesScreenFonts:**

NSLayoutManager

**setUsesThreadedAnimation:**

NSProgressIndicator

**setUsesUserKeyEquivalents:**

NSMenuItem

**setValidateSize:**

NSMatrix

**setValueWraps:**

NSStepperCell, NSStepper

**setValues:forParameter:**

NSOpenGLContext

**setVersion:**

NSObject

**setVertical:**

NSSplitView

**setVerticalLineScroll:**

NSScrollView

**setVerticalMotionCanBeginDrag:**

NSTableView

**setVerticalPageScroll:**

NSScrollView

**setVerticalPagination:**

NSPrintInfo

**setVerticalRulerView:**

NSScrollView

**setVerticalScroller:**

NSScrollView

**setVerticallyCentered:**

NSPrintInfo

**setVerticallyResizable:**

NSText

**setView:**

NSOpenGLContext, NSTabViewItem, NSToolbarItem, NSStatusItem

**setViewsNeedDisplay:**

NSWindow

**setVisible:**

NSToolbar

**setVolatileDomain:forName:**

NSUserDefaults

**setVolume:**

NSMovieView

**setWidth:**

NSTableColumn

**setWidthTracksTextView:**

NSTextContainer

**setWindingRule:**

NSBezierPath

**setWindow:**

NSWindowController, NSDocument

**setWindowController:**

NSWindow

**setWindowFrameAutosaveName:**

NSWindowController

**setWindowFrameForAttachingToRect:onScreen:preferredEdge:popupSelectedItem:**

NSMenuView

**setWindowsMenu:**

NSApplication

**setWindowsNeedUpdate:**

NSApplication

**setWithArray:**

NSSet

**setWithCapacity:**

NSMutableSet

**setWithObject:**

NSSet

**setWithObjects:...**

NSSet

**setWithObjects:count:**

NSSet

**setWithSet:**

NSSet

**setWordFieldStringValue:**

NSpellChecker

**setWords:**

NSTextStorage

**setWorksWhenModal:**

NSPanel

**setWraps:**

NSCell

## **shadowColor**

NSColor

## **shadowWithLevel:**

NSColor

## **sharedAppleEventManager**

NSAppleEventManager

## **sharedApplication**

NSApplication

## **sharedCoercionHandler**

NSScriptCoercionHandler

## **sharedColorPanel**

NSColorPanel

## **sharedColorPanelExists**

NSColorPanel

## **sharedDocumentController**

NSDocumentController

## **sharedFontManager**

NSFontManager

### **sharedFontPanel**

NSFontPanel

### **sharedFontPanelExists**

NSFontPanel

### **sharedFrameworksPath**

NSBundle

### **sharedHelpManager**

NSHelpManager

### **sharedInstance**

NSSocketPortNameServer, NSSimpleHorizontalTypesetter, NSMessagePortNameServer,  
NSMachBootstrapServer

### **sharedPrintInfo**

NSPrintInfo

### **sharedScriptExecutionContext**

NSScriptExecutionContext

### **sharedScriptSuiteRegistry**

NSScriptSuiteRegistry



## **sharedSpellChecker**

NSSpellChecker

## **sharedSpellCheckerExists**

NSSpellChecker

## **sharedSupportPath**

NSBundle

## **sharedSystemTypesetter**

NSTypesetter

## **sharedSystemTypesetterForBehavior:**

NSTypesetter

## **sharedWorkspace**

NSWorkspace

## **shortValue**

NSNumber

## **shouldAntialias**

NSGraphicsContext

## **shouldBeTreatedAsInkEvent:**

NSResponder

**shouldCascadeWindows**

NSWindowController

**shouldChangePrintInfo:**

NSDocument

**shouldChangeTextInRange:replacementString:**

NSTextView

**shouldCloseDocument**

NSWindowController

**shouldCloseWindowController:**

NSDocument

**shouldCloseWindowController:delegate:shouldCloseSelector:contextInfo:**

NSDocument

**shouldCollapseAutoExpandedItemsForDeposited:**

NSOutlineView

**shouldCreateUI**

NSDocumentController

**shouldDelayWindowOrderingForEvent:**

NSView

**shouldDrawColor**

NSView

**shouldDrawInsertionPoint**

NSTextView

**shouldRunSavePanelWithAccessoryView**

NSDocument

**showAttachmentCell:inRect:characterIndex:**

NSLayoutManager

**showContextHelp:**

NSResponder

**showContextHelpForObject:locationHint:**

NSHelpManager

**showController:adjustingSize:**

NSMovieView

**showGuessPanel:**

NSText

**showHelp:**

NSApplication

**showPackedGlyphs:length:glyphRange:atPoint:font:color:printingAdjustment:**

NSLayoutManager

**showPanels**

NSPrintOperation

**showPools**

NSAutoreleasePool

**showWindow:**

NSWindowController

**showWindows**

NSDocument

**showsAlpha**

NSColorPanel

**showsBorderOnlyWhileMouseInside**

NSButtonCell, NSButton

## **showsControlCharacters**

NSLayoutManager

## **showsInvisibleCharacters**

NSLayoutManager

## **showsResizerIndicator**

NSWindow

## **showsStateBy**

NSButtonCell

## **size**

NSImage, NSAttributedString, NSImageRep

## **sizeForKey:inTable:**

NSPrinter

## **sizeForMagnification:**

NSMovieView

## **sizeForPaperName:**

NSPrintInfo

## **sizeLastColumnToFit**

NSTableView

**sizeMode**

NSToolbar

**sizeOfLabel:**

NSTabViewItem

**sizeOfTypesetterGlyphInfo**

NSSimpleHorizontalTypesetter

**sizeToCells**

NSMatrix

**sizeToFit**

NSTableColumn, NSMenu, NSProgressIndicator, NSControl, NSBox, NSMenuView, NSText

**sizeValue**

NSValue

**skipDescendants**

NSDirectoryEnumerator

**sleepUntilDate:**

NSThread

**slideImage:from:to:**

NSWorkspace

**smallSystemFontSize**

NSFont

**smallestEncoding**

NSString

**smartDeleteRangeForProposedRange:**

NSTextView

**smartInsertAfterStringForString:replacingRange:**

NSTextView

**smartInsertBeforeStringForString:replacingRange:**

NSTextView

**smartInsertDeleteEnabled**

NSTextView

**smartInsertForString:replacingRange:beforeString:afterString:**

NSTextView

**socket**

NSSocketPort

**socketType**

NSSocketPort

**sortSubviewsUsingFunction:context:**

NSView

**sortUsingFunction:context:**

NSMutableArray, NSMatrix

**sortUsingSelector:**

NSMutableArray, NSMatrix

**sortedArrayHint**

NSArray

**sortedArrayUsingFunction:context:**

NSArray

**sortedArrayUsingFunction:context:hint:**

NSArray

**sortedArrayUsingSelector:**

NSArray



## **sound**

NSButtonCell, NSButton

## **sound:didFinishPlaying:**

NSSound

## **soundNamed:**

NSSound

## **soundUnfilteredFileTypes**

NSSound

## **soundUnfilteredPasteboardTypes**

NSSound

## **source**

NSAppleScript, NSNibConnector

## **spellCheckerDocumentTag**

NSTextView

## **spellServer:didForgetWord:inLanguage:**

NSSpellServer

## **spellServer:didLearnWord:inLanguage:**

NSSpellServer

**spellServer:findMisspelledWordInString:language:wordCount:countOnly:**

NSSpellServer

**spellServer:suggestGuessesForWord:inLanguage:**

NSSpellServer

**spellingPanel**

NSSpellChecker

**splitView:canCollapseSubview:**

NSSplitView

**splitView:constrainMaxCoordinate:ofSubviewAt:**

NSSplitView

**splitView:constrainMinCoordinate:ofSubviewAt:**

NSSplitView

**splitView:constrainSplitPosition:ofSubviewAt:**

NSSplitView

**splitView:resizeSubviewsWithOldSize:**

NSSplitView

**splitViewDidResizeSubviews:**

NSSplitView

**splitViewWillResizeSubviews:**

NSSplitView

**standardError**

NSTask

**standardInput**

NSTask

**standardOutput**

NSTask

**standardUserDefaults**

NSUserDefaults

**standardWindowButton:**

NSWindow

**standardWindowButton:forStyleMask:**

NSWindow

**standardizedURL**

NSURL

**start:**

NSMovieView

**startAnimation:**

NSProgressIndicator

**startPeriodicEventsAfterDelay:withPeriod:**

NSEvent

**startSpeaking:**

NSTextView

**startSpecifier**

NSRangeSpecifier

**startSubelementIdentifier**

NSWhoseSpecifier

**startSubelementIndex**

NSWhoseSpecifier

**startTrackingAt:inView:**

NSCell

## **state**

NSMenuItem, NSCell, NSDrawer, NSButton

## **stateImageOffset**

NSMenuView

## **stateImageRectForBounds:**

NSMenuItemCell

## **stateImageWidth**

NSMenuItemCell, NSMenuView

## **statistics**

NSConnection

## **status**

NSURLHandle

## **statusBar**

NSStatusItem

## **statusForTable:**

NSPrinter

## **statusItemWithLength:**

NSStatusBar

**stepBack:**

NSMovieView

**stepForward:**

NSMovieView

**stop**

NSSound, NSNetServiceBrowser, NSNetService

**stop:**

NSMovieView, NSApplication

**stopAnimation:**

NSProgressIndicator

**stopModal**

NSApplication

**stopModalWithCode:**

NSApplication

**stopPeriodicEvents**

NSEvent

## **stopSpeaking:**

NSTextView

## **stopTracking:at:inView:mouseIsUp:**

NSCell

## **string**

NSString, NSAttributedString, NSScanner, NSText

## **stringArrayForKey:**

NSUserDefaults

## **stringByAbbreviatingWithTildeInPath**

NSString

## **stringByAppendingFormat:...**

NSString

## **stringByAppendingPathComponent:**

NSString

## **stringByAppendingPathExtension:**

NSString

## **stringByAppendingString:**

NSString

**stringByDeletingLastPathComponent**

NSString

**stringByDeletingPathExtension**

NSString

**stringByExpandingTildeInPath**

NSString

**stringByPaddingToLength:withString:startingAtIndex:**

NSString

**stringByResolvingSymlinksInPath**

NSString

**stringByStandardizingPath**

NSString

**stringByTrimmingCharactersInSet:**

NSString

**stringForKey:**

NSUserDefaults



**stringForKey:inTable:**

NSPrinter

**stringForObjectValue:**

NSFormatter

**stringForType:**

NSPasteboard

**stringListForKey:inTable:**

NSPrinter

**stringValue**

NSControl, NSCell, NSAppleEventDescriptor, NSNumber, NSActionCell

**stringWithCString:**

NSString

**stringWithCString:length:**

NSString

**stringWithCapacity:**

NSMutableString

**stringWithCharacters:length:**

NSString

**stringWithContentsOfFile:**

NSString

**stringWithContentsOfURL:**

NSString

**stringWithFileSystemRepresentation:length:**

NSFileManager

**stringWithFormat:...**

NSString

**stringWithSavedFrame**

NSWindow

**stringWithString:**

NSString

**stringWithUTF8String:**

NSString

**stringsByAppendingPaths:**

NSString

## **stroke**

NSBezierPath

## **strokeLineFromPoint:toPoint:**

NSBezierPath

## **strokeRect:**

NSBezierPath

## **style**

NSProgressIndicator

## **styleMask**

NSWindow

## **subarrayWithRange:**

NSArray

## **subdataWithRange:**

NSData

## **submenu**

NSMenuItem

## **submenuAction:**

NSMenu

**subpathsAtPath:**

NSFileManager

**subscript:**

NSText

**subscriptRange:**

NSMutableAttributedString

**substituteFontForFont:**

NSLayoutManager

**substringFromIndex:**

NSString

**substringToIndex:**

NSString

**substringWithRange:**

NSString

**subtype**

NSEvent

**subviews**

NSView

**suiteForAppleEventCode:**

NSScriptSuiteRegistry

**suiteName**

NSScriptClassDescription, NSScriptCommandDescription

**suiteNames**

NSScriptSuiteRegistry

**superclass**

NSObject

**superclassDescription**

NSScriptClassDescription

**supermenu**

NSMenu

**superscript:**

NSText

**superscriptRange:**

NSMutableAttributedString

**Superview**

NSView

**SupportedWindowDepths**

NSScreen

**SupportsCommand:**

NSScriptClassDescription

**Suspend**

NSTask

**Suspended**

NSDistributedNotificationCenter

**SwapWithMark:**

NSResponder

**SymbolicLinkDestination**

NSFileWrapper

**Synchronize**

NSUserDefaults

## **synchronizeFile**

NSFileHandle

## **synchronizeTitleAndSelectedItem**

NSPopUpButton, NSPopUpButtonCell

## **synchronizeWindowTitleWithDocumentName**

NSWindowController

## **systemDefaultPortNameServer**

NSPortNameServer

## **systemFontSize:**

NSFont

## **systemFontSize**

NSFont

## **systemStatusBar**

NSStatusBar

## **systemTimeZone**

NSTimeZone

## **systemVersion**





Click [here](#) to show toolbars of the Web Online Help System: [show toolbars](#)

[\[ Team LiB \]](#)

◀ PREVIOUS

NEXT ▶

## T

### **TIFFRepresentation**

NSImage, NSBitmapImageRep

### **TIFFRepresentationOfImageRepsInArray:**

NSBitmapImageRep

### **TIFFRepresentationOfImageRepsInArray:usingCompression:factor:**

NSBitmapImageRep

### **TIFFRepresentationUsingCompression:factor:**

NSImage, NSBitmapImageRep

### **tabState**

NSTabViewItem

### **tabStopType**

NSTextTab

### **tabStops**

NSParagraphStyle

## **tabView**

NSTabViewItem

## **tabView:didSelectTabViewItem:**

NSTabView

## **tabView:shouldSelectTabViewItem:**

NSTabView

## **tabView:willSelectTabViewItem:**

NSTabView

## **tabViewDidChangeNumberOfTabViewItems:**

NSTabView

## **tabViewItemAtIndex:**

NSTabView

## **tabViewItemAtPoint:**

NSTabView

## **tabViewItems**

NSTabView

## **tabViewType**

NSTabView

**tableColumnWithIdentifier:**

NSTableView

**tableColumns**

NSTableView

**tableView**

NSTableColumn, NSTableHeaderView

**tableView:didClickTableColumn:**

NSTableView

**tableView:didDragTableColumn:**

NSTableView

**tableView:mouseDownInHeaderOfTableColumn:**

NSTableView

**tableView:shouldEditTableColumn:row:**

NSTableView

**tableView:shouldSelectRow:**

NSTableView

**tableView:shouldSelectTableColumn:**

NSTableView

**tableView:willDisplayCell:forTableColumn:row:**

NSTableView

**tableViewColumnDidMove:**

NSTableView

**tableViewColumnDidResize:**

NSTableView

**tableViewSelectionDidChange:**

NSTableView

**tableViewSelectionIsChanging:**

NSTableView

**tag**

NSControl, NSMenuItem, NSCell, NSToolbarItem, NSActionCell, NSView

**tailIndent**

NSParagraphStyle

**takeColorFrom:**

NSColorWell

**takeDoubleValueFrom:**

NSControl, NSCell

**takeFloatValueFrom:**

NSControl, NSCell

**takeIntValueFrom:**

NSControl, NSCell

**takeObjectValueFrom:**

NSControl, NSCell

**takeSelectedTabViewItemFromSender:**

NSTabView

**takeStringValueFrom:**

NSControl, NSCell

**takesTitleFromPreviousColumn**

NSBrowser

**target**

NSProtocolChecker, NSControl, NSMenuItem, NSCell, NSToolbarItem, NSActionCell, NSStatusItem, NSInvocation

**targetForAction:**

NSApplication

**targetForAction:to:from:**

NSApplication

**tearOffMenuRepresentation**

NSMenu

**temporaryAttributesAtIndex:effectiveRange:**

NSLayoutManager

**terminate**

NSTask

**terminate:**

NSApplication

**terminationStatus**

NSTask

**test**

NSWhoseSpecifier

**testPart:**

NSScroller

**textAttributesForNegativeValues**

NSNumberFormatter

**textAttributesForPositiveValues**

NSNumberFormatter

**textBackgroundColor**

NSColor

**textColor**

NSTextFieldCell, NSColor, NSTextField, NSText

**textContainer**

NSTextView

**textContainerChangedGeometry:**

NSLayoutManager

**textContainerChangedTextView:**

NSLayoutManager

**textContainerForGlyphAtIndex:effectiveRange:**

NSLayoutManager

## **textContainerInset**

NSTextView

## **textContainerOrigin**

NSTextView

## **textContainers**

NSLayoutManager

## **textDidBeginEditing:**

NSTableView, NSMatrix, NSTextField, NSText

## **textDidChange:**

NSTableView, NSMatrix, NSTextField, NSText

## **textDidEndEditing:**

NSTableView, NSMatrix, NSTextField, NSText

## **textFileTypes**

NSAttributedString

## **textPasteboardTypes**

NSAttributedString

## **textShouldBeginEditing:**



NSTableView, NSMatrix, NSTextField, NSText

**textShouldEndEditing:**

NSTableView, NSMatrix, NSTextField, NSText

**textStorage**

NSTextView, NSLayoutManager

**textStorage:edited:range:changeInLength:invalidatedRange:**

NSLayoutManager

**textStorageDidProcessEditing:**

NSTextStorage

**textStorageWillProcessEditing:**

NSTextStorage

**textUnfilteredFileTypes**

NSAttributedString

**textUnfilteredPasteboardTypes**

NSAttributedString

**textView**

NSTextContainer

**textView:clickedOnCell:inRect:**

NSTextView

**textView:clickedOnCell:inRect:atIndex:**

NSTextView

**textView:clickedOnLink:**

NSTextView

**textView:clickedOnLink:atIndex:**

NSTextView

**textView:doCommandBySelector:**

NSTextView

**textView:doubleClickedOnCell:inRect:**

NSTextView

**textView:doubleClickedOnCell:inRect:atIndex:**

NSTextView

**textView:draggedCell:inRect:event:**

NSTextView

**textView:draggedCell:inRect:event:atIndex:**

NSTextView

**textView:shouldChangeTextInRange:replacementString:**

NSTextView

**textView:willChangeSelectionFromCharacterRange:toCharacterRange:**

NSTextView

**textView:writablePasteboardTypesForCell:AtIndex:**

NSTextView

**textView:writeCell:AtIndex:toPasteboard:type:**

NSTextView

**textViewDidChangeSelection:**

NSTextView

**textViewForBeginningOfSelection**

NSLayoutManager

**thickness**

NSStatusBar

**thicknessRequiredInRuler**

NSRulerMarker

## **thousandSeparator**

NSNumberFormatter

## **threadDictionary**

NSThread

## **threadPriority**

NSThread

## **tickMarkPosition**

NSSliderCell

## **tickMarkValueAtIndex:**

NSSliderCell

## **tightenKerning:**

NSTextView

## **tile**

NSTableView, NSScrollView, NSBrowser

## **timeInterval**

NSTimer

## **timeIntervalSince1970**

NSDate

**timeIntervalSinceDate:**

NSDate

**timeIntervalSinceNow**

NSDate

**timeIntervalSinceReferenceDate**

NSDate

**timeZone**

NSDate

**timeZoneForSecondsFromGMT:**

NSTimeZone

**timeZoneWithAbbreviation:**

NSTimeZone

**timeZoneWithName:**

NSTimeZone

**timeZoneWithName:data:**

NSTimeZone

## **timerWithTimeInterval:invocation:repeats:**

NSTimer

## **timerWithTimeInterval:target:selector:userInfo:repeats:**

NSTimer

## **timestamp**

NSEvent

## **title**

NSSlider, NSWindow, NSSavePanel, NSMenu, NSSliderCell, NSButtonCell, NSBox, NSFormCell, NSMenuItem, NSCell, NSButton, NSStatusItem

## **titleAlignment**

NSFormCell

## **titleBarFontSize:**

NSFont

## **titleCell**

NSSlider, NSSliderCell, NSBox

## **titleColor**

NSSlider, NSSliderCell

## **titleFont**

NSSlider, NSSliderCell, NSBox, NSFormCell

**titleFrameOfColumn:**

NSBrowser

**titleHeight**

NSBrowser

**titleOfColumn:**

NSBrowser

**titleOfSelectedItem**

NSPopUpButton, NSPopUpButtonCell

**titlePosition**

NSBox

**titleRect**

NSBox

**titleRectForBounds:**

NSCell, NSMenuItemCell

**titleWidth**

NSFormCell, NSMenuItemCell

**titleWidth:**

NSFormCell

**toManyRelationshipKeys**

NSClassDescription

**toOneRelationshipKeys**

NSClassDescription

**toggle:**

NSDrawer

**toggleContinuousSpellChecking:**

NSTextView

**toggleRuler:**

NSText

**toggleToolbarShown:**

NSWindow

**toggleTraditionalCharacterShape:**

NSTextView

**toolTip**



NSToolbarItem, NSStatusItem, NSView

**toolTipForCell:**

NSMatrix

**toolTipsFontSize:**

NSFont

**toolbar**

NSWindow, NSToolbarItem

**toolbar:itemForIdentifier:willBeInsertedIntoToolbar:**

NSToolbar

**toolbarAllowedIdentifiers:**

NSToolbar

**toolbarDefaultIdentifiers:**

NSToolbar

**toolbarDidRemoveItem:**

NSToolbar

**toolbarWillAddItem:**

NSToolbar

## **topAutoreleasePoolCount**

NSAutoreleasePool

## **topLevelObject**

NSScriptExecutionContext

## **topMargin**

NSPrintInfo

## **totalAutoreleasedObjects**

NSAutoreleasePool

## **trackKnob:**

NSScroller

## **trackMarker:withMouseEvent:**

NSRulerView

## **trackMouse:adding:**

NSRulerMarker

## **trackMouse:inRect:ofView:untilMouseUp:**

NSCell

## **trackRect**

NSSliderCell

**trackScrollButtons:**

NSScroller

**trackWithEvent:**

NSMenuView

**trackingNumber**

NSEvent

**trailingOffset**

NSDrawer

**traitsOfFont:**

NSFontManager

**transactionID**

NSAppleEventDescriptor

**transform**

NSAffineTransform

**transformBezierPath:**

NSAffineTransform

**transformPoint:**

NSAffineTransform

**transformSize:**

NSAffineTransform

**transformStruct**

NSAffineTransform

**transformUsingAffineTransform:**

NSBezierPath

**translateOriginToPoint:**

NSView

**translateXBy:yBy:**

NSAffineTransform

**transpose:**

NSResponder

**transposeWords:**

NSResponder

**treatsFilePackagesAsDirectories**

NSSavePanel

**truncateFileAtOffset:**

NSFileHandle

**tryLock**

NSDistributedLock, NSConditionLock, NSLock, NSRecursiveLock

**tryLockWhenCondition:**

NSConditionLock

**tryToPerform:with:**

NSWindow, NSResponder, NSApplication

**turnOffKerning:**

NSTextView

**turnOffLigatures:**

NSTextView

**type**

NSPrinter, NSNetService, NSCell, NSEvent

**typeCodeValue**

NSAppleEventDescriptor

## **typeForArgumentWithName:**

NSScriptCommandDescription

## **typeForKey:**

NSScriptClassDescription

## **typeFromFileExtension:**

NSDocumentController

## **types**

NSPasteboard

## **typesFilterableTo:**

NSPasteboard

## **typesetter**

NSLayoutManager

## **typesetterBehavior**

NSLayoutManager

## **typesetterLaidOneGlyph:**

NSSimpleHorizontalTypesetter

## **typingAttributes**



Click [here](#) to show toolbars of the Web Online Help System: [show toolbars](#)

[\[ Team LiB \]](#)

◀ PREVIOUS

NEXT ▶

## U

### URL

NSSavePanel, NSMovie

### URL:resourceDataDidBecomeAvailable:

NSObject

### URL:resourceDidFailLoadingWithReason:

NSObject

### URLFromPasteboard:

NSURL

### URLHandleClassForURL:

NSURLHandle

### URLHandleUsingCache:

NSURL

### URLResourceDidCancelLoading:

NSObject



## **URLResourceDidFinishLoading:**

NSObject

## **URLWithString:**

NSURL

## **URLWithString:relativeToURL:**

NSURL

## **URLs**

NSOpenPanel

## **URLsFromRunningOpenPanel**

NSDocumentController

## **UTF8String**

NSString

## **unarchiveObjectWithData:**

NSKeyedUnarchiver, NSUnarchiver

## **unarchiveObjectWithFile:**

NSKeyedUnarchiver, NSUnarchiver

## **unarchiver:cannotDecodeObjectOfClassName:originalClasses:**

NSKeyedUnarchiver

**unarchiver:didDecodeObject:**

NSKeyedUnarchiver

**unarchiver:willReplaceObject:withObject:**

NSKeyedUnarchiver

**unarchiverDidFinish:**

NSKeyedUnarchiver

**unarchiverWillFinish:**

NSKeyedUnarchiver

**underline:**

NSText

**underlineGlyphRange:underlineType:lineFragmentRect:lineFragmentGlyphRange:containerOrigin:**

NSLayoutManager

**underlinePosition**

NSFont

**underlineThickness**

NSFont

## **undo**

NSUndoManager

## **undoActionName**

NSUndoManager

## **undoManager**

NSResponder, NSDocument

## **undoManagerForTextView:**

NSTextView

## **undoMenuItemTitle**

NSUndoManager

## **undoMenuItemTitleForUndoActionName:**

NSUndoManager

## **undoNestedGroup**

NSUndoManager

## **unhide**

NSCursor

## **unhide:**

NSApplication

**unhideAllApplications:**

NSApplication

**unhideWithoutActivation**

NSApplication

**unionSet:**

NSMutableSet

**uniqueID**

NSUniqueIDSpecifier

**uniqueSpellDocumentTag**

NSSpellChecker

**unlock**

NSDistributedLock

**unlockFocus**

NSImage, NSView

**unlockWithCondition:**

NSConditionLock

## **unmountAndEjectDeviceAtPath:**

NSWorkspace

## **unregisterDraggedTypes**

NSWindow

## **unregisterImageRepClass:**

NSImageRep

## **unscript:**

NSText

## **unscriptRange:**

NSMutableAttributedString

## **unsignedCharValue**

NSNumber

## **unsignedIntValue**

NSNumber

## **unsignedLongLongValue**

NSNumber

## **unsignedLongValue**

NSNumber

### **unsignedShortValue**

NSNumber

### **update**

NSWindow, NSOpenGLView, NSMenu, NSOpenGLContext, NSMenuView

### **updateAttachmentsFromPath:**

NSMutableAttributedString

### **updateCell:**

NSControl

### **updateCellInside:**

NSControl

### **updateChangeCount:**

NSDocument

### **updateCurGlyphOffset**

NSSimpleHorizontalTypesetter

### **updateDragTypeRegistration**

NSTextView

## **updateFontPanel**

NSTextView

## **updateFromPath:**

NSFileWrapper

## **updateFromPrintInfo**

NSPrintPanel

## **updateInsertionPointStateAndRestartTimer:**

NSTextView

## **updateRuler**

NSTextView

## **updateScroller**

NSBrowser

## **updateSpellingPanelWithMisspelledWord:**

NSpellChecker

## **updateWindows**

NSApplication

## **updateWindowsItem:**

NSApplication

**uppercaseLetterCharacterSet**

NSCharacterSet

**uppercaseString**

NSString

**uppercaseWord:**

NSResponder

**usableParts**

NSScroller

**useAllLigatures:**

NSTextView

**useFont:**

NSFont

**useOptimizedDrawing:**

NSWindow

**useStandardKerning:**

NSTextView



## **useStandardLigatures:**

NSTextView

## **usedRectForTextContainer:**

NSLayoutManager

## **user**

NSURL

## **userData**

NSEvent

## **userDefaultsChanged**

NSWorkspace

## **userFixedPitchFontOfSize:**

NSFont

## **userFontSize:**

NSFont

## **userInfo**

NSException, NSTimer, NSNotification

## **userKeyEquivalent**

NSMenuItem

### **usesDataSource**

NSComboBoxCell, NSComboBox

### **usesEPSOnResolutionMismatch**

NSImage

### **usesFontPanel**

NSTextView, NSText

### **usesItemFromMenu**

NSPopUpButtonCell

### **usesRuler**

NSTextView

### **usesScreenFonts**

NSLayoutManager

### **usesThreadedAnimation**

NSProgressIndicator

### **usesUserKeyEquivalents**

NSMenuItem



Click [here](#) to show toolbars of the Web Online Help System: [show toolbars](#)

[\[ Team LiB \]](#)

◀ PREVIOUS

NEXT ▶

## V

### **validRequestorForSendType:returnType:**

NSWindow, NSResponder, NSTextView, NSApplication

### **validate**

NSToolbarItem

### **validateEditing**

NSControl

### **validateMenuItem:**

NSDocumentController, NSDocument

### **validateUserInterfaceItem:**

NSDocumentController, NSDocument

### **validateVisibleColumns**

NSSavePanel, NSBrowser

### **validateVisibleItems**

NSToolbar

**value:withObjCType:**

NSValue

**valueForProperty:**

NSBitmapImageRep

**valueWithBytes:objCType:**

NSValue

**valueWithNonretainedObject:**

NSValue

**valueWithPoint:**

NSValue

**valueWithPointer:**

NSValue

**valueWithRange:**

NSValue

**valueWithRect:**

NSValue

**valueWithSize:**

NSValue

### **valueWraps**

NSStepperCell, NSStepper

### **version**

NSObject

### **versionForClassName:**

NSCoder

### **verticalLineScroll**

NSScrollView

### **verticalMotionCanBeginDrag**

NSTableView

### **verticalPageScroll**

NSScrollView

### **verticalPagination**

NSPrintInfo

### **verticalRulerView**

NSScrollView

## **verticalScroller**

NSScrollView

## **view**

NSPrintOperation, NSOpenGLContext, NSTabViewItem, NSToolBarItem, NSStatusItem

## **viewBoundsChanged:**

NSClipView

## **viewDidEndLiveResize**

NSView

## **viewDidMoveToSuperview**

NSView

## **viewDidMoveToWindow**

NSView

## **viewFrameChanged:**

NSClipView

## **viewSizeChanged:**

NSColorPicker

## **viewWillMoveToSuperview:**

NSView

**viewWillMoveToWindow:**

NSView

**viewWillStartLiveResize**

NSView

**viewWithTag:**

NSView

**viewsNeedDisplay**

NSWindow

**visibleFrame**

NSScreen

**visibleItems**

NSToolbar

**visibleRect**

NSView

**volatileDomainForName:**

NSUserDefaults



## volatileDomainNames

NSUserDefaults

## volume

NSMovieView

[\[ Team LiB \]](#)

◀ PREVIOUS

NEXT ▶

---

[This HTML Help has been published using the chm2web software.](#)

Click [here](#) to show toolbars of the Web Online Help System: [show toolbars](#)

[\[ Team LiB \]](#)

◀ PREVIOUS

NEXT ▶

## W

### **waitForDataInBackgroundAndNotify**

NSFileHandle

### **waitForDataInBackgroundAndNotifyForModes:**

NSFileHandle

### **waitUntilExit**

NSTask

### **wantsToDelayTextChangeNotifications**

NSInputManager

### **wantsToHandleMouseEvents**

NSInputManager

### **wantsToInterpretAllKeystrokes**

NSInputManager

### **weightOfFont:**

NSFontManager

## **whiteColor**

NSColor

## **whiteComponent**

NSColor

## **whitespaceAndNewlineCharacterSet**

NSCharacterSet

## **whitespaceCharacterSet**

NSCharacterSet

## **width**

NSTableColumn

## **widthAdjustLimit**

NSView

## **widthOfString:**

NSFont

## **widthTracksTextView**

NSTextContainer

## **willRemoveSubview:**

NSView

### **willSetLineFragmentRect:forGlyphRange:usedRect:**

NSSimpleHorizontalTypesetter

### **windingRule**

NSBezierPath

### **window**

NSCachedImageRep, NSWindowController, NSEvent, NSView

### **windowBackgroundColor**

NSColor

### **windowController**

NSWindow

### **windowControllerDidLoadNib:**

NSDocument

### **windowControllerWillLoadNib:**

NSDocument

### **windowControllers**

NSDocument

**windowDidBecomeKey:**

NSWindow

**windowDidBecomeMain:**

NSWindow

**windowDidChangeScreen:**

NSWindow

**windowDidDeminiaturize:**

NSWindow

**windowDidEndSheet:**

NSWindow

**windowDidExpose:**

NSWindow

**windowDidLoad**

NSWindowController

**windowDidMiniaturize:**

NSWindow

**windowDidMove:**

NSWindow

**windowDidResignKey:**

NSWindow

**windowDidResignMain:**

NSWindow

**windowDidResize:**

NSWindow

**windowDidUpdate:**

NSWindow

**windowFrameAutosaveName**

NSWindowController

**windowFrameColor**

NSColor

**windowFrameTextColor**

NSColor

**windowHandle**

NSWindow

**windowNibName**

NSWindowController, NSDocument

**windowNibPath**

NSWindowController

**windowNumber**

NSWindow, NSEvent

**windowRef**

NSWindow

**windowShouldClose:**

NSWindow

**windowShouldZoom:toFrame:**

NSWindow

**windowTitleForDocumentDisplayName:**

NSWindowController

**windowWillBeginSheet:**

NSWindow

**windowWillClose:**

NSWindow

**windowWillLoad**

NSWindowController

**windowWillMiniaturize:**

NSWindow

**windowWillMove:**

NSWindow

**windowWillResize:toSize:**

NSWindow

**windowWillReturnFieldEditor:toObject:**

NSWindow

**windowWillReturnUndoManager:**

NSWindow

**windowWillUseStandardFrame:defaultFrame:**

NSWindow

**windowWithWindowNumber:**

NSApplication



## **windows**

NSApplication

## **windowsMenu**

NSApplication

## **words**

NSTextStorage

## **worksWhenModal**

NSWindow, NSPanel, NSFontPanel

## **wraps**

NSCell

## **writablePasteboardTypes**

NSTextView

## **writableTypes**

NSDocument

## **writeData:**

NSFileHandle, NSURLHandle

## **writeEPSInsideRect:toPasteboard:**

NSView

**writeFileContents:**

NSPasteboard

**writeFileWrapper:**

NSPasteboard

**writePDFInsideRect:toPasteboard:**

NSView

**writePrintInfo**

NSPageLayout, NSPageLayout

**writeProperty:forKey:**

NSURLHandle

**writeRTFDToFile:atomically:**

NSString

**writeSelectionToPasteboard:type:**

NSTextView

**writeSelectionToPasteboard:types:**

NSTextView

**writeToFile:**

NSColorList

**writeToFile:atomically:**

NSString, NSData, NSDictionary, NSArray

**writeToFile:atomically:updateFileNames:**

NSFileWrapper

**writeToFile:ofType:**

NSDocument

**writeToFile:ofType:originalFile:saveOperation:**

NSDocument

**writeToPasteboard:**

NSSound, NSColor, NSURL

**writeToURL:atomically:**

NSString, NSData, NSDictionary, NSArray

**writeToURL:ofType:**

NSDocument

**writeWithBackupToFile:ofType:saveOperation:**

[\[ Team LiB \]](#)

◀ PREVIOUS

NEXT ▶

---

[This HTML Help has been published using the chm2web software.](#)

Click [here](#) to show toolbars of the Web Online Help System: [show toolbars](#)

[\[ Team LiB \]](#)

◀ PREVIOUS

NEXT ▶

## XYZ

### xHeight

NSFont

### yank:

NSResponder

### yearOfCommonEra

NSCalendarDate

### years:months:days:hours:minutes:seconds:sinceDate:

NSCalendarDate

### yellowColor

NSColor

### yellowComponent

NSColor

### zero

NSDecimalNumber

zoom:

NSWindow

[\[ Team LiB \]](#)

◀ PREVIOUS

NEXT ▶

---

[This HTML Help has been published using the chm2web software.](#)

Click [here](#) to show toolbars of the Web Online Help System: [show toolbars](#)

[\[ Team LiB \]](#)

◀ PREVIOUS

NEXT ▶

## Part III: Appendix

Unlike the rest of the book's sections, there is only one short appendix in [Part III](#) of *Cocoa in a Nutshell*. Regardless of your experience level as a Mac developer, the *Appendix* contains valuable resources for Cocoa programmers, including details on how you can partner with Apple to market your application.

[Appendix A](#): Resources for Cocoa Developers

[\[ Team LiB \]](#)

◀ PREVIOUS

NEXT ▶

---

[This HTML Help has been published using the chm2web software.](#)

Click [here](#) to show toolbars of the Web Online Help System: [show toolbars](#)

[\[ Team LiB \]](#)

◀ PREVIOUS

NEXT ▶

## Appendix A. Appendix: Resources for Cocoa Developers

If your mission is to produce commercial-quality software for Mac OS X, your journey can be made easier by knowing where to look for more information. This appendix lists information about the documents referred to in this book, and points you to other resources that can further help your Cocoa application development. These resources include:

- Developer documentation from Apple
- Cocoa and Mac OS X books aimed at the general programmer audience
- Articles and postings about particular Cocoa programming topics
- Cocoa developer mailing lists and newsgroups
- Partnership programs with Apple Computer

[\[ Team LiB \]](#)

◀ PREVIOUS

NEXT ▶

[This HTML Help has been published using the chm2web software.](#)



Click [here](#) to show toolbars of the Web Online Help System: [show toolbars](#)

[\[ Team LiB \]](#)

◀ PREVIOUS    NEXT ▶

## A.1 Apple Documentation

Many of the best resources on Cocoa development are installed on your hard drive when you install Apple's Developer Tools. These documents, mirrored online (<http://developer.apple.com/techpubs>), include but aren't limited to the following:

### *Mac OS X Release Notes*

Updated with every release of Mac OS X, these notes are typically one step ahead of the rest of Apple's documentation. You should read through these every time you update your system so that you can stay on top of the latest changes to the system.

*/Developer/Documentation/ReleaseNotes*

### *The Objective-C Programming Language*

This is the definitive reference for the Objective-C programming language, and is a must-read for all Cocoa developers. HTML and PDF versions of this document can be found on the Cocoa Documentation web site and on your system.

*/Developer/Documentation/Cocoa/ObjectiveC/ObjC.pdf*

### *Foundation Reference for Objective-C*

This is a two-volume set, published by Apple through Vervanté, contains the complete reference documentation for the Foundation framework. This is the same material found online at Apple's Cocoa documentation web site, and on your hard drive as part of the developer tools installation.

*/Developer/Documentation/Cocoa/Reference/Foundation/ObjC\_classic/Foundation.pdf*

### *Application Kit Reference for Objective-C*

Like the Foundation Reference for Objective-C, this book is a three-volume set that contains the complete reference documentation for the Application Kit framework.

*/Developer/Documentation/Cocoa/Reference/ApplicationKit/ObjC\_classic/AppKit.pdf*

### *Inside Mac OS X: System Overview*

This overview of Mac OS X is valuable for anyone doing software development with Cocoa. You should read Inside Mac OS X: System Overview to familiarize yourself with the architecture of Mac

OS X so you can take advantage of its design. This guide not only describes the features and capabilities of the operating system, it also describes concepts, facilities, and conventions common to the system's Carbon, Cocoa, Java, and BSD application environments.

*/Developer/Documentation/Essentials/SystemOverview/SystemOverview.pdf*

### *Inside Mac OS X: Aqua Human Interface Guidelines*

This book, commonly referred to as "The HIG," describes how to design your application for Mac OS X's user interface (known as Aqua). The HIG provides examples of how to use such Aqua interface elements as windows, controls, dialogs, and icons so that the users of your Cocoa application will be familiar and comfortable with your product the moment they double-click its icon.

*/Developer/Documentation/Essentials/AquaHIGuidelines/AquaHIGuidelines.pdf*

### *Inside Mac OS X: Performance*

This book tells you how to enhance your program to achieve maximum performance and how to use the development tools to analyze and tune your code. Topics include: managing virtual memory; accessing files efficiently; optimizing Carbon applications; building efficient C, C++, and Java code; using the Mac OS X performance measurement and analysis tools; and optimizing the in-memory layout of your program.

*/Developer/Documentation/Essentials/Performance/performance.pdf*

### *Core Foundation Developer Documentation*

Cocoa is built upon the Core Foundation framework. Occasionally, you will need to use functionality at the Core Foundation level that isn't exposed in the Cocoa APIs.

*/Developer/Documentation/CoreFoundation/corefoundation\_carbon.html*

If you prefer print over PDF, you can order printed, bound copies of many selected Apple documents, including the full Cocoa API reference, from Apple's print-on-demand service from Vervanté. For more information, or to order an Apple document, see:

<http://www.vervante.com/apple>

In total, the complete bound Objective-C references for Foundation and Application Kit span 5 volumes and nearly 3,000 pages of material.

[\[ Team LiB \]](#)

◀ PREVIOUS    NEXT ▶

[This HTML Help has been published using the chm2web software.](#)

Click [here](#) to show toolbars of the Web Online Help System: [show toolbars](#)

[\[ Team LiB \]](#)

◀ PREVIOUS    NEXT ▶

## A.2 Related Books

Fast on the heels of the release of Mac OS X 10.0, O'Reilly began publishing a series of books as part of its ADC series, a joint-publishing agreement between Apple and O'Reilly. The books published in the ADC series are aimed at Mac OS X developers. Included in this series are several excellent Cocoa books:

### *Cocoa Design Patterns*

As more users "Switch" from Unix and Windows to the Mac, programmers need to stay ahead of the curve and develop their applications using Apple's Cocoa frameworks. This book illustrates the core design patterns of Cocoa programming, and transfers knowledge about the structure and rationale of Cocoa—something that isn't covered in any other book in print. The book explains the essential patterns of objects that are used in Cocoa, and describes problems solved by Cocoa and the consequences of each solution. At the time of this writing, this book is still in development, but should be released by O'Reilly & Associates in the summer of 2003.

### *Learning Cocoa with Objective-C*

Now in its second edition, *Learning Cocoa with Objective-C*, by James Duncan Davidson, is a great first book for Cocoa beginners. It eases you into the experience of Cocoa development not merely by reading, but by doing. After introductions to Project Builder and Interface Builder, you'll quickly come up to speed on the concepts of object-oriented programming with Objective-C.

### *Objective-C Pocket Reference*

This small book by Andrew M. Duncan provides a quick and concise introduction to Objective-C for programmers already familiar with either C or C++. In addition to covering the essentials of Objective-C syntax, it also covers important facets of the language such as memory management, the Objective-C runtime, dynamic loading, distributed objects, and exception handling.

### *Building Cocoa Applications: A Step-by-Step Guide*

This book by Simson Garfinkle and Michael Mahoney walks the reader through four full-fledged Cocoa applications from start to finish. In the course of each application the reader is immersed in Cocoa techniques and Mac OS X as a development platform.

In addition to *Cocoa*, there are several more books published by O'Reilly that are worth mentioning:

### *Cocoa Programming for Mac OS X*

This book by Aaron Hillegass is an example driven approach to learning Cocoa that is an excellent resource for the beginning Cocoa developer.

## *Cocoa Programming*

If you've tapped out all of your current Cocoa resources, consider this book to take you to the next level. This 1,200-page tome by Scott Anguish, Erik M. Buck, and Don Yacktman covers many of the less-talked-about aspects of Cocoa, including such subjects as advanced optimization and debugging techniques.

## *Cocoa Recipes for Mac OS X: The Vermont Recipes*

This book by Bill Cheeseman builds a Cocoa application from start to finish with a practical step-by-step approach. Each stage of the application development is explained in clear detail.

To become an effective Cocoa programmer a thorough understanding of the C language is a must. Additionally, knowledge of object-oriented programming principles is essential. To expand the minds of all developers, Cocoa and others alike, we heartily recommend having the following books nearby:

## *The C Programming Language*

To be an effective Objective-C programmer, you need to know C. This book, written by the creators of the C programming language, Kernighan and Ritchie—commonly referred to as "K&R"—is the definitive reference on the C language. Don't let the 1988 publication date deter you; this book is an essential.

## *Practical C Programming*

Whenever anyone asks about books for learning C, Mike always recommends this book, which is the book he learned C from. This book covers everything that is in K&R, but from a different angle. Mike keeps both *Practical C Programming* and K&R close at hand.

## *Design Patterns*

This is the book that codified what developers had known about object-oriented programming for many years prior to its publication. *Design Patterns* is hailed as a landmark book in the OOP community, and rightly so, as it defined a language for communicating ideas about OOP at a level more abstract than level. Cocoa developers can take pride in the fact that NeXTSTEP (If you don't know the story yet, Cocoa is a direct descendent of NeXTSTEP) is cited repeatedly throughout the text for its use of design patterns.

Click [here](#) to show toolbars of the Web Online Help System: [show toolbars](#)

[\[ Team LiB \]](#)

◀ PREVIOUS    NEXT ▶

## A.3 Web Sites

The Web provides a cornucopia of information about Cocoa (as it does about everything else). We've found it useful to use Google (<http://www.google.com>, or directly from the Safari web browser's interface) to provide help for the most arcane of issues, including odd compiler error messages. Just type it into the search field and go.

These are the sites that we browse most often for Cocoa information:

### *Apple Developer Connection (ADC)*

Apple uses the Developer Documentation area of this web site to post new documents, and update existing ones, on a frequent basis. In addition, being an ADC member (the basic, online membership is free) gives you access to the latest Developer Tools releases.

<http://developer.apple.com>

### *O'Reilly's Macintosh DevCenter*

Affiliated with O'Reilly & Associates, Inc., the O'Reilly Network is home to the Mac DevCenter, a hub site that offers news, FAQs, original articles, and other technical information for Mac developers and users alike.

<http://www.macdevcenter.com>

### *MacTech magazine*

MacTech's web site contains a lot of downloadable source code and a monthly column from the print magazine that provides online technologies and resources. These resources include links to web pages, shareware archives, newsgroups, mailing lists, and castanet channels aimed at Macintosh programmers.

<http://www.mactech.com>

### *Stepwise*

One of the original Cocoa sites, Stepwise was created as a resource for NeXTSTEP developers; it serves as an excellent resource for Cocoa and WebObjects programming.

<http://www.stepwise.com>

## *The Vermont Recipes*

Published on Stepwise, this group of articles written by Bill Cheeseman, serves as a cookbook for developing Mac OS X applications with Cocoa using a no-nonsense, hands-on, step-by-step approach.

<http://www.stepwise.com/Articles/VermontRecipes>

## *Cocoa Dev Central*

This site is updated fairly frequently with tips, tricks, and tutorials for novice Cocoa developers.

<http://www.cocoadevcentral.com>

## *CocoaDev Wiki*

This user-editable web site is by and for the Mac OS X developer community. If you've never used the WikiWeb before, this style of site gives literally anyone the capability to view and add information on the site.

<http://www.cocoadev.com>

[\[ Team LiB \]](#)

◀ PREVIOUS

NEXT ▶

---

[This HTML Help has been published using the chm2web software.](#)

Click [here](#) to show toolbars of the Web Online Help System: [show toolbars](#)

[\[ Team LiB \]](#)

◀ PREVIOUS

NEXT ▶

## A.4 Mailing Lists

Many programmers find online mailing lists to be the best way to stay on top of what's fresh and new in the Cocoa community. In addition, they are an excellent place to get help on a problem; just be sure to search the archives first before asking!

*cocoa-dev*

Apple's moderated email list focused exclusively on Cocoa development issues.

<http://lists.apple.com/mailman/listinfo/cocoa-dev>

*projectbuilder-users*

Apple's moderated email list focused on Project Builder issues.

<http://lists.apple.com/mailman/listinfo/projectbuilder-users>

*macosx-dev*

This mailing list is hosted by one of the premiere Cocoa development houses, The Omni Group. This list is open to a wide variety of topics for Mac OS X developers.

<http://www.omnigroup.com/developer/maillinglists/macosx-dev>

*MacDev-1*

A source of news, information, updates, and special offers for Macintosh developers.

<http://www.mactech.com/macdev-1>

*Mamasam's Cocoa List Archive*

A browsable, searchable archive of Apple's *cocoa-dev* and The Omni Group's *macosx-dev* mailing lists.

<http://cocoa.mamasam.com>





Click [here](#) to show toolbars of the Web Online Help System: [show toolbars](#)

[\[ Team LiB \]](#)

◀ PREVIOUS    NEXT ▶

## A.5 Partnering with Apple

Apple knows that your success is Apple's success. Apple wants developers like you to create successful applications that make customers clamor for Apple computers.

You should tap into some of the programs, products, and services offered by the Apple Developer Connection (ADC). Aimed at both large and small developers, the stated purpose of the ADC is "to help you successfully develop, test, market, and distribute software and hardware products for Apple platforms and technologies."

In addition to publishing the Developer web site at *developer.apple.com* (which includes the Cocoa Developer Documentation suite), hosting an annual Apple Worldwide Developer's Conference (WWDC), and championing developer needs to Apple's own development engineers, the ADC offers several program packages useful to you and other developers.

You should become a member of one of these programs. At the minimum, sign up for the Online program... it's free! The Online program allows you to download up-to-date development tools, gain access to certain early software releases, and receive weekly technical updates via email.

If you'd rather have this type of information mailed to you, you can pay to become an ADC Mailing customer. You'll then receive the latest in development tools, system software, development kits, and reference materials via a CD or DVD series delivered to you monthly via snail mail.

A low-cost ADC Student Program is targeted at university students around the world. ADC Student developers receive special introductory tools, access to a student community of Mac developers, and other educational opportunities, including the chance to win scholarships to the WWDC.

The priciest ADC programs are called Select and Premier. These programs offer a multitude of plush products and services, including fat discounts on Apple hardware and third-party products and services, as well as access to Apple's technical support engineers.

For information on signing up for any of these programs, go to the following URL:

<http://developer.apple.com/membership>

ADC members also receive discounts on O'Reilly's books and conferences. For more information about the discounts available to ADC members, go to the following URL:

<http://developer.apple.com/mkt/programs/oreilly.html>

[\[ Team LiB \]](#)

◀ PREVIOUS    NEXT ▶



Click [here](#) to show toolbars of the Web Online Help System: [show toolbars](#)

[\[ Team LiB \]](#)

◀ PREVIOUS

## Colophon

Our look is the result of reader comments, our own experimentation, and feedback from distribution channels. Distinctive covers complement our distinctive approach to technical topics, breathing personality and life into potentially dry subjects.

The animal on the cover of *Cocoa in a Nutshell* is an Irish setter. Bred as a sporting dog in the 19th century, the Irish setter's agility and energy made it a prime companion for pheasant and quail hunters. By the 1890s, the dog's attractive, silky red coat and elegant build boosted its popularity as a show dog. For the past century, breeders have created a larger dog with a longer coat, with deep chestnut red or patches of red and white hair. The dog is also popular as a family pet. Described as loyal, gentle, energetic, and happy, the Irish setter gets along well with children. Some hospitals, nursing homes, and rehabilitation centers also adopt the Irish setter as a therapy dog.

Colleen Gorman was the production editor, and Colleen Gorman and Ann Schirmer were the copyeditors for *Cocoa in a Nutshell*. Mary Brady, Jane Ellin, Claire Cloutier, and Linley Dolby provided quality control. Reg Aubry wrote the index.

Emma Colby designed the cover of this book, based on a series design by Edie Freedman. The cover image is a 19th-century engraving from the Dover Pictorial Archive. Emma Colby produced the cover layout with QuarkXPress 4.1 using Adobe's ITC Garamond font.

David Futato and Bret Kerr designed the interior layout. This book was converted by Andrew Savikas to FrameMaker 5.5.6 with a format conversion tool created by Erik Ray, Jason McIntosh, Neil Walls, and Mike Sierra that uses Perl and XML technologies. The text font is Linotype Birka; the heading font is Adobe Myriad Condensed; and the code font is LucasFont's TheSans Mono Condensed. The illustrations that appear in the book were produced by Robert Romano and Jessamyn Read using Macromedia FreeHand 9 and Adobe Photoshop 6. The tip and warning icons were drawn by Christopher Bing. This colophon was written by Ann Schirmer.

[\[ Team LiB \]](#)

◀ PREVIOUS

---

[This HTML Help has been published using the chm2web software.](#)

Click [here](#) to show toolbars of the Web Online Help System: [show toolbars](#)

[\[ Team LiB \]](#)

[\[SYMBOL\]](#) [\[A\]](#) [\[B\]](#) [\[C\]](#) [\[D\]](#) [\[E\]](#) [\[F\]](#) [\[G\]](#) [\[H\]](#) [\[I\]](#) [\[J\]](#) [\[K\]](#) [\[L\]](#) [\[M\]](#) [\[N\]](#) [\[O\]](#) [\[P\]](#) [\[Q\]](#) [\[R\]](#) [\[S\]](#) [\[T\]](#) [\[U\]](#) [\[V\]](#) [\[W\]](#) [\[Z\]](#)

[@private](#)

[@protected](#)

[@public](#)

[\[ Team LiB \]](#)

---

[This HTML Help has been published using the chm2web software.](#)

Click [here](#) to show toolbars of the Web Online Help System: [show toolbars](#)

## [\[ Team LiB \]](#)

[\[SYMBOL\]](#) [\[A\]](#) [\[B\]](#) [\[C\]](#) [\[D\]](#) [\[E\]](#) [\[F\]](#) [\[G\]](#) [\[H\]](#) [\[I\]](#) [\[J\]](#) [\[K\]](#) [\[L\]](#) [\[M\]](#) [\[N\]](#) [\[O\]](#) [\[P\]](#) [\[Q\]](#) [\[R\]](#) [\[S\]](#) [\[T\]](#) [\[U\]](#) [\[V\]](#) [\[W\]](#) [\[Z\]](#)

[ABMultiValue object](#)

[ABPerson](#)

[ABRecord 2nd](#)

[ABSearchElement class](#)

[accessibility functions \(Application Kit\)](#)

[accessor methods](#)

[action messages](#)

[actions, defined 2nd](#)

[AddressBook framework](#)

[access property values](#)

[adding a record](#)

[adding an image to a record](#)

[comparison constants used by ABSearchElement](#)

[create new record](#)

[creating a vCard](#)

[defining new properties](#)

[getting an array of all groups](#)

[getting an array of all people in address book](#)

[keys of address dictionary](#)

[notifications](#)

[properties applicable to ABRecord objects](#)

[property keys specific to ABPerson records](#)

[removing a record](#)

[saving changes to disk](#)

[searching](#)

[set "me"](#)

[single- and multiple-value type properties](#)

[affine transforms 2nd](#)

[alert sheet functions](#)

[alert sound functions \(Application Kit\)](#)

[alloc method](#)

[API, defined](#)

[AppKit controls](#)

[Apple documentation for Cocoa](#)

[Apple Event descriptor](#)

[Apple partnering programs](#)

[AppleScript 2nd](#)

[Make command](#)

[AppleScript Studio web site](#)

[application controls](#)

[application functions \(Application Kit\)](#)

[application help manager object](#)

[Application Kit](#)

[architecture](#)

[classes](#) [See classes, Application Kit]

[colors](#)

[control and cell classes](#)

[data types](#) [See data types, Application Kit]

[defined](#)

[drawing and imaging classes](#)

[enumeration constants](#) [See enumerations, Application Kit]

[exceptions](#) [See exceptions, Application Kit]

[functions](#) [See functions, Application Kit]

[global variables](#) [See variables, global, Application Kit]

[protocols](#) [See protocols, Application Kit]

[application menus](#)

[application preferences](#)

[application programming interfaces](#) [See API]

[application resources](#)

[application windows](#)

[applicationDidBecomeActive: method](#)

[applicationDidFinishLaunching: method](#)

[applicationDidUnhide: method](#)

[applications](#)

[document-based](#)

[process information](#)

[quitting](#)

[applicationWillHide: method](#)

[applicationWillResignActive: method](#)

[applicationWillTerminate: method](#)

[Aqua Human Interface Guidelines](#)

[archiving 2nd](#)

[data](#)

[exception](#)

[keyed](#)

[objects](#)

[retrieving objects from](#)

[arcs](#)

[constructing](#)

[drawing](#)

[Arithmetic operations](#)

[assertion macros 2nd](#)

[assistive applications](#)

[asynchronous background socket communication](#)

[attributed string, creating 2nd](#)

[audio content, preparing](#)

[autocompletion behavior](#)

[autorelease pool 2nd](#)

[\[ Team LiB \]](#)

---

[This HTML Help has been published using the chm2web software.](#)

Click [here](#) to show toolbars of the Web Online Help System: [show toolbars](#)

[\[ Team LiB \]](#)

[\[SYMBOL\]](#) [\[A\]](#) [\[B\]](#) [\[C\]](#) [\[D\]](#) [\[E\]](#) [\[F\]](#) [\[G\]](#) [\[H\]](#) [\[I\]](#) [\[J\]](#) [\[K\]](#) [\[L\]](#) [\[M\]](#) [\[N\]](#) [\[O\]](#) [\[P\]](#) [\[Q\]](#) [\[R\]](#) [\[S\]](#) [\[T\]](#) [\[U\]](#) [\[V\]](#) [\[W\]](#) [\[Z\]](#)

[base-10 arithmetic operations](#)

Bezier

[curves](#)

[paths](#)

[vector-based paths](#)

[binary data](#)

[bitmapped raster images](#)

Boolean

[expressions](#)

[tests](#)

[bounds rectangle](#) [2nd](#) [3rd](#)

[resizing](#)

[buffered communication](#)

bundles

[defined](#)

[functions](#)

[burn disc panel](#)

[burning data to CDs and DVDs](#)

[button control](#)

[byte ordering functions](#)

[\[ Team LiB \]](#)

---

[This HTML Help has been published using the chm2web software.](#)



Click [here](#) to show toolbars of the Web Online Help System: [show toolbars](#)

## [\[ Team LiB \]](#)

[\[SYMBOL\]](#) [\[A\]](#) [\[B\]](#) [\[C\]](#) [\[D\]](#) [\[E\]](#) [\[F\]](#) [\[G\]](#) [\[H\]](#) [\[I\]](#) [\[J\]](#) [\[K\]](#) [\[L\]](#) [\[M\]](#) [\[N\]](#) [\[O\]](#) [\[P\]](#) [\[Q\]](#) [\[R\]](#) [\[S\]](#) [\[T\]](#) [\[U\]](#) [\[V\]](#) [\[W\]](#) [\[Z\]](#)

[calendar dates](#)

[category interface declaration](#)

[category, defined](#)

[cell classes](#)

[changing the flatness of a Bezier path](#)

[Character Palette utility](#)

[character sets, modifying contents](#) [2nd](#)

[checking that an object conforms to a protocol](#)

[class clusters](#)

[class methods](#)

[class-cast exceptions](#)

classes

Application Kit

[NSActionCell](#)

[NSAffineTransform](#)

[NSApplication](#) [See NSApplication class]

[NSBezierPath](#) [See NSBezierPath class]

[NSBitmapImageRep](#) [See NSBitmapImageRep class]

[NSBox](#)

[NSBrowser](#)

[NSBrowserCell](#)

[NSButton](#)

[NSButtonCell](#)

[NSCachedImageRep](#) [See NSCachedImageRep class]

[NSCell](#) [See NSCell class]

[NSClipView](#) [See NSClipView class]

[NSColor](#) [See NSColor class]

[NSColorList](#)

[NSColorPanel](#) [See NSColorPanel class]

[NSColorPicker](#)

[NSColorWell](#)

[NSComboBox](#)

[NSComboBoxCell](#)

[NSControl](#) [See NSControl class]

[NSCursor](#)

[NSCustomImageRep](#) 2nd

[NSDocument](#) [See NSDocument class]

[NSDocumentController](#) [See NSDocumentController class]

[NSDrawer](#)

[NSEPSImageRep](#)

[NSEvent](#) [See NSEvent class]

[NSFileWrapper](#)

[NSFont](#) [See NSFont class]

[NSFontManager](#)

[NSFontPanel](#)

[NSForm](#)

[NSFormCell](#)

[NSGlyphInfo](#)

[NSGraphicsContext](#) [See NSGraphicsContext class]

[NSHelpManager](#)

[NSImage](#) [See NSImage class]

[NSImageCell](#)

[NSImageRep](#) [See NSImageRep class]

[NSImageView](#)

[NSInputManager](#)

[NSInputServer](#)

[NSLayoutManager](#) [See NSLayoutManager class]

[NSMatrix](#) [See NSMatrix class]

[NSMenu](#) [See NSMenu class]

[NSMenuItem](#) [See NSMenuItem class]

[NSMenuItemCell](#)

[NSMenuView](#)

[NSMovie](#)

[NSMovieView](#)

[NSMutableParagraphStyle](#)

[NSNibConnector](#)

[NSNibControlConnector](#)

[NSNibOutletConnector](#)

[NSOpenGLContext](#)

[NSOpenGLPixelFormat](#)

[NSOpenGLView](#)

[NSOpenPanel](#)

[NSOutlineView](#) [See NSOutlineView class]

[NSPageLayout](#)

[NSPanel](#) [See NSPanel class]

[NSParagraphStyle](#)

[NSPasteboard](#) [See NSPasteboard class]

[NSPDFImageRep](#) [See NSPDFImageRep class]

[NSPictImageRep](#) [See NSPictImageRep class]

[NSPopUpButton](#)

[NSPopUpButtonCell](#)

[NSPrinter](#)

[NSPrintInfo](#) [See NSPrintInfo class]

[NSPrintOperation](#)

[NSPrintPanel](#) [See NSPrintPanel class]

[NSProgressIndicator](#)

[NSQuickDrawView](#)

[NSResponder](#) [See NSResponder class]

[NSRulerMarker](#)

[NSRulerView](#)

[NSSavePanel](#) [See NSSavePanel class]

[NSScreen](#)

[NSScroller](#)

[NSScrollView](#) [See NSScrollView class]

[NSSecureTextField](#)

[NSSecureTextFieldCell](#)

[NSSimpleHorizontalTypesetter](#)

[NSSlider](#)

[NSSliderCell](#)

[NSSound](#)

[NSSpellChecker](#)

[NSSplitView](#)

[NSStatusBar](#)

[NSStatusItem](#)

[NSStepper](#)

[NSStepperCell](#)

[NSTableColumn](#)

---

[NSTableHeaderCell](#)

[NSTableHeaderView](#)

[NSTableView](#)

[NSTabView](#)

[NSTabViewItem](#)

[NSText](#) [See NSText class]

[NSTextAttachment](#)

[NSTextAttachmentCell](#)

[NSTextContainer](#) [See NSTextContainer class]

[NSTextField](#)

[NSTextFieldCell](#)

[NSTextStorage](#) [See NSTextStorage class]

[NSTextTab](#)

[NSTextView](#) [See NSTextView class]

[NSToolbar](#) [See NSToolbar class]

[NSToolbarItem](#) [See NSToolbarItem class]

[NSTypesetter](#)

[NSView](#) [See NSView class]

[NSWindow](#) [See NSWindow class]

[NSWindowController](#) [See NSWindowController class]

[NSWorkspace](#) [See NSWorkspace class]

[defined](#)

[defining](#)

Foundation framework

[NSAppleEventDescriptor](#)

[NSAppleEventManager](#)

[NSAppleScript](#)

[NSArchiver](#) [See NSArchiver class]

[NSArray](#) [See NSArray class]

[NSAssertionHandler](#)

[NSAttributedString](#) [See NSAttributedString class]

[NSAutoreleasePool](#)

[NSBundle](#) [See NSBundle class]

[NSDate](#) [See NSDate class]

[NSCharacterSet](#) [See NSCharacterSet class]

[NSClassDescription](#)

[NSCloneCommand](#)

[NSCloseCommand](#)  
[NSCoder](#)  
[NSConditionLock](#) [See NSConditionLock class]  
[NSConnection](#) [See NSConnection class][2nd](#)  
[NSCountCommand](#)  
[NSCountedSet](#)  
[NSCreateCommand](#)  
[NSData](#) [See NSData class]  
[NSDate](#) [See NSDate class]  
[NSDateFormatter](#)  
[NSDecimalNumber](#) [See NSDecimalNumber class]  
[NSDecimalNumberHandler](#)  
[NSDeleteCommand](#)  
[NSDeserializer](#)  
[NSDictionary](#) [See NSDictionary class]  
[NSDirectoryEnumerator](#)  
[NSDistantObject](#)  
[NSDistantObjectRequest](#)  
[NSDistributedLock](#)  
[NSDistributedNotificationCenter](#)  
[NSEnumerator](#) [See NSEnumerator class]  
[NSException](#)  
[NSExistsCommand](#)  
[NSFileHandle](#) [See NSFileHandle class]  
[NSFileManager](#) [See NSFileManager class]  
[NSGetCommand](#)  
[NSHost](#) [See NSHost class]  
[NSIndexSpecifier](#)  
[NSInvocation](#)  
[NSKeyedArchiver](#) [See NSKeyedArchiver class]  
[NSKeyedUnarchiver](#) [See NSKeyedUnarchiver class]  
[NSLock](#) [See NSLock class]  
[NSLogicalTest](#)  
[NSMachBootstrapServer](#)  
[NSMachPort](#)  
[NSMessagePort](#)  
[NSMessagePortNameServer](#)  
[NSMethodSignature](#)

[NSMiddleSpecifier](#)  
[NSMoveCommand](#)  
[NSMutableArray](#) [See NSMutableArray class]  
[NSMutableAttributedString](#)  
[NSMutableCharacterSet](#)  
[NSMutableData](#)  
[NSMutableDictionary](#)  
[NSMutableSet](#)  
[NSMutableString](#) [See NSMutableString class]  
[NSNameSpecifier](#)  
[NSNetService](#) [See NSNetService class]  
[NSNetServiceBrowser](#) [See NSNetServiceBrowser class]  
[NSNotification](#) [See NSNotification class]  
[NSNotificationCenter](#) [See NSNotificationCenter class]  
[NSNotificationQueue](#)  
[NSNull](#)  
[NSNumber](#) [See NSNumber class]  
[NSNumberFormatter](#)  
[NSObject](#)  
[NSPipe](#) [See NSPipe class]  
[NSPort](#)  
[NSPortCoder](#) [See NSPortCoder class]  
[NSPortMessage](#)  
[NSPortNameServer](#)  
[NSPositionalSpecifier](#)  
[NSProcessInfo](#)  
[NSPropertyListSerialization](#)  
[NSPropertySpecifier](#)  
[NSProtocolChecker](#)  
[NSProxy](#)  
[NSQuitCommand](#)  
[NSRandomSpecifier](#)  
[NSRangeSpecifier](#)  
[NSRecursiveLock](#) [See NSRecursiveLock class]  
[NSRelativeSpecifier](#)  
[NSRunLoop](#) [See NSRunLoop class]  
[NSScanner](#) [See NSScanner class]  
[NSScriptClassDescription](#)

---

[NSScriptCoercionHandler](#)

[NSScriptCommand](#)

[NSScriptCommandDescription](#)

[NSScriptExecutionContext](#)

[NSScriptObjectSpecifier](#)

[NSScriptSuiteRegistry](#)

[NSScriptWhoseTest](#)

[NSSerializer](#)

[NSSet](#) [See [NSSet](#) class]

[NSSetCommand](#)

[NSSocketPort](#) [See [NSSocketPort](#) class]

[NSSocketPortNameServer](#)

[NSSpecifierTest](#)

[NSSpellServer](#)

[NSString](#) [See [NSString](#) class]

[NSTask](#) [See [NSTask](#) class]

[NSThread](#) [See [NSThread](#) class]

[NSTimer](#)

[NSTimeZone](#)

[NSUnarchiver](#) [See [NSUnarchiver](#) class]

[NSUndoManager](#)

[NSUniqueIDSpecifier](#)

[NSURL](#) [See [NSURL](#) class]

[NSURLHandle](#)

[NSUserDefaults](#) [See [NSUserDefaults](#) class]

[NSValue](#)

[NSWhoseSpecifier](#)

[immutable](#)

[implementation](#)

[interface](#) [2nd](#)

[mutable](#)

[root class](#)

[cloning objects](#)

[Cocoa, defined](#)

[collections](#) [2nd](#) [3rd](#)

[altering contents](#)

[dictionaries](#)

[enumerated](#)

[enumerating contents](#)

[memory management](#)

[NSArray class](#)

[NSDictionary class](#)

[NSEnumerator class](#)

[NSMutableArray class](#)

[NSSet class](#) [2nd](#)

[range of objects within](#)

[unordered](#)

[color list](#)

[color objects, creating](#)

[color panel](#)

[color pickers](#) [2nd](#)

color space

[classes](#)

[names global variables](#)

[color-picker panel](#)

[colors](#)

[colorspace](#)

[column display](#)

[column headers in a table view](#)

communication

[failures](#)

[interapplication](#)

[interprocess](#)

[ports](#) [2nd](#)

[comparing objects](#) [2nd](#)

[composite images](#)

[CompositeLab](#)

[compositing](#)

[operations and constants](#)

[concat](#)

[connecting to a remote object](#)

[Connection exception](#)

constants

Foundation framework

[NSDecimalMaxSize](#)



[NSDecimalNoScale](#)

[NSNotAnIntMapKey](#)

[NSNotAPointerMapKey](#)

[constraining a variable's scope](#)

[construct a complex shape using NSBezierPath](#)

[construct arcs](#)

[constructing and performing searches in the AddressBook framework](#)

[content view 2nd](#)

[contextual menus](#)

[controller, defined](#)

[coordinate system](#)

[copying a parameter to enforce encapsulation](#)

[counting objects](#)

[creating an empty image data buffer](#)

[currentContext method](#)

[custom drawing code](#)

[\[ Team LiB \]](#)

---

[This HTML Help has been published using the chm2web software.](#)

Click [here](#) to show toolbars of the Web Online Help System: [show toolbars](#)

## [\[ Team LiB \]](#)

[\[SYMBOL\]](#) [\[A\]](#) [\[B\]](#) [\[C\]](#) [\[D\]](#) [\[E\]](#) [\[F\]](#) [\[G\]](#) [\[H\]](#) [\[I\]](#) [\[J\]](#) [\[K\]](#) [\[L\]](#) [\[M\]](#) [\[N\]](#) [\[O\]](#) [\[P\]](#) [\[Q\]](#) [\[R\]](#) [\[S\]](#) [\[T\]](#) [\[U\]](#) [\[V\]](#) [\[W\]](#) [\[Z\]](#)

[data content, preparing](#)

[data display](#)

[data object, altering](#)

[data types](#)

[Application Kit](#)

[Foundation framework](#)

[id](#)

[numbers](#)

[strings](#)

[date and time as an absolute reference](#) [2nd](#)

[date and time classes](#)

[NSDate](#)

[NSDate](#)

[NSTimeZone](#)

[dealloc method](#)

[decimal functions](#)

[defaultCenter method](#)

[defaults, user](#)

[defining a category interface](#)

[delegation, defined](#)

[deleting objects](#)

[deliverMessage: methods](#)

[design patterns](#)

[defined](#)

[designated initializer](#)

[determinate progress indicator](#)

[dictionaries](#)

[directory contents](#)

[DiscRecording framework](#)

[burn properties dictionary keys](#)

[class hierarchy](#)

[DRBurn class](#)

[DRErase class](#)

[DRTrack class](#)

[preparing audio content](#)

[preparing data content](#)

[DiscRecordingUI framework](#)

[burn disc panel](#)

[class hierarchy](#)

[DRBurnProgressPanel class](#)

[DRBurnSetupPanel class](#)

[DREraseSetupPanel class](#)

[erase disc panel](#)

[using setup panels](#)

[Display Device class global variables](#)

[distributed lock object](#)

[distributed notifications](#)

[center](#)

[distributed objects 2nd](#)

[API](#)

[applications](#)

[architecture](#)

[efficiency and reliability](#)

[threads and](#)

[Dock menu](#)

[document factory](#)

[document-based application architecture](#)

[document-based applications](#)

[domains](#)

[defined](#)

[persistent](#)

[volatile](#)

[drag operations](#)

[dragging session](#)

[drawer interface](#)

[drawers 2nd](#)

[drawing and imaging](#)

[drawing and imaging classes](#)

[drawing arcs](#)

[drawing commands](#)

[drawing text](#)

[DRBurn class](#)

[DRErase class](#)

[DRTrack class](#)

dynamic binding

[defined](#)

[late binding vs.](#)

[dynamic typing, defined](#)

[\[ Team LiB \]](#)

---

[This HTML Help has been published using the chm2web software.](#)

Click [here](#) to show toolbars of the Web Online Help System: [show toolbars](#)

[\[ Team LiB \]](#)

[\[SYMBOL\]](#) [\[A\]](#) [\[B\]](#) [\[C\]](#) [\[D\]](#) [\[E\]](#) [\[F\]](#) [\[G\]](#) [\[H\]](#) [\[I\]](#) [\[J\]](#) [\[K\]](#) [\[L\]](#) [\[M\]](#) [\[N\]](#) [\[O\]](#) [\[P\]](#) [\[Q\]](#) [\[R\]](#) [\[S\]](#) [\[T\]](#) [\[U\]](#) [\[V\]](#) [\[W\]](#) [\[Z\]](#)

[encapsulation, defined](#)

[enumerating the contents of an array](#)

enumerations

[Application Kit](#)

[Foundation framework](#) [2nd](#)

[enumerators](#)

[erase disc panel](#)

[event descriptor objects](#)

events

[functions \(Application Kit\)](#)

[handling](#)

[keyboard](#)

[loops](#)

[messages](#)

[mouse](#)

[objects](#)

[exception-handling](#)

exceptions

[Application Kit](#)

[Foundation class](#) [2nd](#)

[uncaught](#)

[executable binaries](#)

[\[ Team LiB \]](#)

---

[This HTML Help has been published using the chm2web software.](#)

Click [here](#) to show toolbars of the Web Online Help System: [show toolbars](#)

[\[ Team LiB \]](#)

[\[SYMBOL\]](#) [\[A\]](#) [\[B\]](#) [\[C\]](#) [\[D\]](#) [\[E\]](#) [\[F\]](#) [\[G\]](#) [\[H\]](#) [\[I\]](#) [\[J\]](#) [\[K\]](#) [\[L\]](#) [\[M\]](#) [\[N\]](#) [\[O\]](#) [\[P\]](#) [\[Q\]](#) [\[R\]](#) [\[S\]](#) [\[T\]](#) [\[U\]](#) [\[V\]](#) [\[W\]](#) [\[Z\]](#)

[File Attribute Keys global variable](#)

[file save dialog](#)

[File Type Attribute Keys global variable](#)

[Filesystem Attribute Keys global variable](#)

[filesystem interaction](#)

[fill method](#)

[first-class objects](#)

[flatness, defined](#)

[focus](#)

[font](#)

[font functions \(Application Kit\)](#)

[font, ligature](#)

[for-loops](#)

[Foundation framework](#)

[classes](#)

[defined](#)

[functions](#) [See functions, Foundation framework]

[protocols](#) [See protocols, Foundation]

[frame rectangle](#)

[frame, region of a superview](#)

[frameworks](#)

[additional](#)

[DiscRecording](#)

[DiscRecordingUI](#)

[Message](#)

[Objective-C](#)

[third-party](#)

[functions](#)

[Application Kit](#)

[accessibility](#)

[alert sounds](#)

[application](#)

[events](#)

[fonts](#)

[graphics](#)

[interface style](#)

[OpenGL](#)

[panel](#)

[pasteboard](#)

## [Foundation](#)

[assertion macros](#)

[bundle](#)

[byte ordering](#)

[decimal](#)

[hash table](#)

[HFS file type](#)

[Java setup](#)

[map table](#)

[memory zones](#)

[object allocation](#)

[Objective-C runtime](#)

[path utilities](#)

[point](#)

[range](#)

[rect](#)

[size](#)

[uncaught exceptions](#)

[\[ Team LiB \]](#)

---

[This HTML Help has been published using the chm2web software.](#)

Click [here](#) to show toolbars of the Web Online Help System: [show toolbars](#)

[\[ Team LiB \]](#)

[\[SYMBOL\]](#) [\[A\]](#) [\[B\]](#) [\[C\]](#) [\[D\]](#) [\[E\]](#) [\[F\]](#) [\[G\]](#) [\[H\]](#) [\[I\]](#) [\[J\]](#) [\[K\]](#) [\[L\]](#) [\[M\]](#) [\[N\]](#) [\[O\]](#) [\[P\]](#) [\[Q\]](#) [\[R\]](#) [\[S\]](#) [\[T\]](#) [\[U\]](#) [\[V\]](#) [\[W\]](#) [\[Z\]](#)

[General Foundation Exception Names exception](#)

[global variables, Application Kit](#) [See [variables](#), [global](#), [Application Kit](#)]

[glyphs](#)

[graphics contexts](#)

[defined](#)

[multiple](#)

[graphics functions \(Application Kit\)](#)

[grids](#)

[\[ Team LiB \]](#)

---

[This HTML Help has been published using the chm2web software.](#)



Click [here](#) to show toolbars of the Web Online Help System: [show toolbars](#)

---

[\[ Team LiB \]](#)

[\[SYMBOL\]](#) [\[A\]](#) [\[B\]](#) [\[C\]](#) [\[D\]](#) [\[E\]](#) [\[F\]](#) [\[G\]](#) [\[H\]](#) [\[I\]](#) [\[J\]](#) [\[K\]](#) [\[L\]](#) [\[M\]](#) [\[N\]](#) [\[O\]](#) [\[P\]](#) [\[Q\]](#) [\[R\]](#) [\[S\]](#) [\[T\]](#) [\[U\]](#) [\[V\]](#) [\[W\]](#) [\[Z\]](#)

[hasDeliveryClassBeenConfigured method](#)

[hash table functions](#)

[HFS file type functions](#)

[hierarchical data display](#)

[host name lookup](#)

[hosts](#)

[\[ Team LiB \]](#)

---

[This HTML Help has been published using the chm2web software.](#)

Click [here](#) to show toolbars of the Web Online Help System: [show toolbars](#)

[\[ Team LiB \]](#)

[\[SYMBOL\]](#) [\[A\]](#) [\[B\]](#) [\[C\]](#) [\[D\]](#) [\[E\]](#) [\[F\]](#) [\[G\]](#) [\[H\]](#) [\[I\]](#) [\[J\]](#) [\[K\]](#) [\[L\]](#) [\[M\]](#) [\[N\]](#) [\[O\]](#) [\[P\]](#) [\[Q\]](#) [\[R\]](#) [\[S\]](#) [\[T\]](#) [\[U\]](#) [\[V\]](#) [\[W\]](#) [\[Z\]](#)

[id data type](#)

[images](#)

[composite](#)

[drawing](#)

[drawing into](#)

[immutable classes](#)

[implementation](#)

[defined](#)

[of a category](#)

[of a class](#)

[indeterminate progress indicator](#)

[Info.plist file](#) [2nd](#)

[init method](#)

[initialization method for a class](#)

[instance variables, scoping](#)

[instances](#)

[@private](#)

[@protected](#)

[@public](#)

[creating object](#)

[inter-process communication](#)

[interapplication and interthread communication](#)

[Interface Builder](#)

[defined](#)

[interface header \(.h\) files](#)

[interface style functions \(Application Kit\)](#)

[interface, defined](#)

[Internet Assigned Numbers Authority catalog web site](#)

[IP address translation](#)

[IPC classes](#)



Click [here](#) to show toolbars of the Web Online Help System: [show toolbars](#)

---

[\[ Team LiB \]](#)

[\[SYMBOL\]](#) [\[A\]](#) [\[B\]](#) [\[C\]](#) [\[D\]](#) [\[E\]](#) [\[F\]](#) [\[G\]](#) [\[H\]](#) [\[I\]](#) [\[J\]](#) [\[K\]](#) [\[L\]](#) [\[M\]](#) [\[N\]](#) [\[O\]](#) [\[P\]](#) [\[Q\]](#) [\[R\]](#) [\[S\]](#) [\[T\]](#) [\[U\]](#) [\[V\]](#) [\[W\]](#) [\[Z\]](#)

[Java Bridge](#)

[Java setup functions](#)

[\[ Team LiB \]](#)

---

[This HTML Help has been published using the chm2web software.](#)

Click [here](#) to show toolbars of the Web Online Help System: [show toolbars](#)

[\[ Team LiB \]](#)

[\[SYMBOL\]](#) [\[A\]](#) [\[B\]](#) [\[C\]](#) [\[D\]](#) [\[E\]](#) [\[F\]](#) [\[G\]](#) [\[H\]](#) [\[I\]](#) [\[J\]](#) [\[K\]](#) [\[L\]](#) [\[M\]](#) [\[N\]](#) [\[O\]](#) [\[P\]](#) [\[Q\]](#) [\[R\]](#) [\[S\]](#) [\[T\]](#) [\[U\]](#) [\[V\]](#) [\[W\]](#) [\[Z\]](#)

[key-value coding](#) [2nd](#)

[defined](#) [2nd](#)

[key-value pairs](#)

[keyboard events](#)

[keyed archiving](#) [2nd](#)

[exception](#)

[keys, address dictionary](#)

[keys, defined](#)

[keys, property \(AddressBook framework\)](#)

[keystrokes](#)

[\[ Team LiB \]](#)

---

[This HTML Help has been published using the chm2web software.](#)

Click [here](#) to show toolbars of the Web Online Help System: [show toolbars](#)

[\[ Team LiB \]](#)

[\[SYMBOL\]](#) [\[A\]](#) [\[B\]](#) [\[C\]](#) [\[D\]](#) [\[E\]](#) [\[F\]](#) [\[G\]](#) [\[H\]](#) [\[I\]](#) [\[J\]](#) [\[K\]](#) [\[L\]](#) [\[M\]](#) [\[N\]](#) [\[O\]](#) [\[P\]](#) [\[Q\]](#) [\[R\]](#) [\[S\]](#) [\[T\]](#) [\[U\]](#) [\[V\]](#) [\[W\]](#) [\[Z\]](#)

[Language-Dependent Date/Time Information global variable](#)

[Language-Dependent Numeric Information global variable](#)

[late binding](#)

[layout managers](#)

[ligature, font](#)

[line](#)

[cap style 2nd](#)

[dashes and phase 2nd](#)

[join style](#)

[join styles](#)

[width](#)

[line attributes](#)

[line movement direction](#)

[line sweep direction](#)

[loading code with NSBundle](#)

[loadNibName:owner: method](#)

[locally represent objects](#)

[lock objects](#)

[lockFocus message](#)

[locking](#)

[locks](#)

[explained](#)

[\[ Team LiB \]](#)

---

[This HTML Help has been published using the chm2web software.](#)

Click [here](#) to show toolbars of the Web Online Help System: [show toolbars](#)

[\[ Team LiB \]](#)

[\[SYMBOL\]](#) [\[A\]](#) [\[B\]](#) [\[C\]](#) [\[D\]](#) [\[E\]](#) [\[F\]](#) [\[G\]](#) [\[H\]](#) [\[I\]](#) [\[J\]](#) [\[K\]](#) [\[L\]](#) [\[M\]](#) [\[N\]](#) [\[O\]](#) [\[P\]](#) [\[Q\]](#) [\[R\]](#) [\[S\]](#) [\[T\]](#) [\[U\]](#) [\[V\]](#) [\[W\]](#) [\[Z\]](#)

[Mach IPC ports](#)

[mailing lists for Cocoa developers](#)

[MainMenu.nib file](#)

[manipulating an image's data on a byte level](#)

[map table functions](#)

[matrixes](#)

[measuring angles](#)

[memory management 2nd](#)

[and collections](#)

[in accessor methods](#)

[web site](#)

[memory zones](#)

[menu targets](#)

[menus](#)

[menus, contextual](#)

[Message framework](#)

[NSMailDelivery class](#)

[deliverMessage:headers:format:protocol: method](#)

[deliverMessage:subject:to: method](#)

[hasDeliveryClassBeenConfigured method](#)

[messages](#)

[arguments](#)

[defined](#)

[multiple arguments](#)

[nested](#)

[nil](#)

[resolved into methods](#)

[selector and target](#)

[structure of](#)

[methods, signature](#)

[MiscKit \(Object Foundation\) web site](#)

[miter limit 2nd](#)

[model, defined](#)

[Model-View-Controller \(MVC\) design pattern 2nd](#)  
[defined](#)

[mouse cursors](#)

[mouse events 2nd](#)

[move operations](#)

[multiple-value objects](#)

[mutable copies](#)

[mutable subclass](#)

[\[ Team LiB \]](#)

---

[This HTML Help has been published using the chm2web software.](#)



Click [here](#) to show toolbars of the Web Online Help System: [show toolbars](#)

## [\[ Team LiB \]](#)

[\[SYMBOL\]](#) [\[A\]](#) [\[B\]](#) [\[C\]](#) [\[D\]](#) [\[E\]](#) [\[F\]](#) [\[G\]](#) [\[H\]](#) [\[I\]](#) [\[J\]](#) [\[K\]](#) [\[L\]](#) [\[M\]](#) [\[N\]](#) [\[O\]](#) [\[P\]](#) [\[Q\]](#) [\[R\]](#) [\[S\]](#) [\[T\]](#) [\[U\]](#) [\[V\]](#) [\[W\]](#) [\[Z\]](#)

[naming conventions](#)

[network classes hierarchy](#)

[network domains](#)

[network services](#) [2nd](#) [3rd](#)

[creating and publishing](#)

[networking](#)

[nib files](#)

[notifications](#) [2nd](#) [3rd](#)

[center](#) [2nd](#)

[defined](#)

[changing delivery behavior](#)

[defined](#)

[distributed](#)

[observers](#)

[removing](#)

[suspended](#)

[NSAccessibility class](#)

[global variables](#) [2nd](#) [3rd](#) [4th](#) [5th](#) [6th](#) [7th](#)

[protocol](#)

[NSAccessibilityPostNotification function](#)

[NSAccessibilityUnignoredAncestor function](#)

[NSAccessibilityUnignoredChildren function](#)

[NSAccessibilityUnignoredChildrenForOnlyChild function](#)

[NSAccessibilityUnignoredDescendant function](#)

[NSActionCell class \(Application Kit\)](#)

[NSAffineTransform class](#) [2nd](#)

[Application Kit](#)

[NSAffineTransformStruct data type](#)

[NSAllHashTableObjects function](#)

[NSAllMapTableKeys function](#)

[NSAllMapTableValues function](#)

[NSAllocateMemoryPages function](#)

[NSAllocateObject function](#)

[NSAppleEvent Timeouts global variable](#)

[NSAppleEventDescriptor class](#)

[NSAppleEventManager class](#)

[NSAppleScript class](#)

[NSApplication class](#) [2nd](#)

- [Application Kit](#)
- [delegate object](#)
- [enumeration](#)
- [global variables](#)

[NSApplicationLoad function](#)

[NSApplicationMain function](#) [2nd](#)

[NSApplicationTerminateReply data type](#)

[NSArchiver class](#) [2nd](#)

[NSArgumentDomain class](#)

[NSArray class](#) [2nd](#)

[NSAssert function](#)

[NSAssert1 through NSAssert5 functions](#)

[NSAssertionHandler class](#)

[NSAttributedString class](#) [2nd](#)

- [attributes](#)
- [enumeration](#)
- [global variables](#) [2nd](#) [3rd](#) [4th](#) [5th](#)

[NSAutoreleasePool class](#)

[NSAvailableWindowDepths function](#)

[NSBackingStoreType data type](#)

[NSBeep function](#)

[NSBeginAlertSheet function](#)

[NSBeginCriticalAlertSheet function](#)

[NSBeginInformationalAlertSheet function](#)

[NSBestDepth function](#)

[NSBezelStyle data type](#)

[NSBezierPath class](#) [2nd](#)

- [Application Kit](#)
- [constructing complex shape](#)

[NSBezierPathElement data type](#)

[NSBitmapImageFileType data type](#)

[NSBitmapImageRep class](#)

[Application Kit](#)

[global variables](#)

[subclass](#)

[NSBitsPerPixelFromDepth function](#)

[NSBitsPerSampleFromDepth function](#)

[NSBorderType data type](#)

[NSBox class \(Application Kit\)](#)

[NSBoxType data type](#)

[NSBrowser class \(Application Kit\)](#)

[NSBrowserCell class \(Application Kit\)](#)

[NSBundle class 2nd](#)

[loading code](#)

[loading resources](#)

[NSButton class \(Application Kit\)](#)

[NSButtonCell class \(Application Kit\)](#)

[NSButtonType data type](#)

[NSCachedImageRep class \(Application Kit\)](#)

[NSCachedImageRep subclass](#)

[NSCalculationError data type](#)

[NSCalendarDate class 2nd](#)

[NSCaseInsensitiveSearch](#)

[NSCAssert function](#)

[NSCAssert1 through NSCAssert5 functions](#)

[NSCell class](#)

[Application Kit](#)

[enumeration 2nd](#)

[hierarchy](#)

[NSCellAttribute data type](#)

[NSCellImagePosition data type](#)

[NSCellState data type](#)

[NSCellType data type](#)

[NSChangeSpelling protocol \(Application Kit\)](#)

[NSCharacterCollection data type](#)

[NSCharacterSet class 2nd](#)

[NSClassDescription class](#)

[NSClassFromString function](#)

[NSClipView class](#)

---

[Application Kit](#)

[NSCloneCommand class](#)

[NSCloseCommand class](#)

[NSCoder class 2nd](#)

[NSCoding protocol](#)

[NSColor class 2nd](#)

[Application Kit](#)

[global variables](#)

[NSColorList class \(Application Kit\)](#)

[NSColorPanel class](#)

[Application Kit](#)

[enumeration 2nd](#)

[NSColorPicker class \(Application Kit\)](#)

[NSColorPickingCustom protocol \(Application Kit\)](#)

[NSColorPickingDefault protocol \(Application Kit\)](#)

[NSColorSpaceFromDepth function](#)

[NSColorWell class \(Application Kit\)](#)

[NSComboBox class \(Application Kit\)](#)

[NSComboBoxCell class \(Application Kit\)](#)

[NSComboBoxCellDataSource protocol \(Application Kit\)](#)

[NSComboBoxDataSource protocol \(Application Kit\)](#)

[NSCompareHashTables function](#)

[NSCompareMapTables function](#)

[NSComparisonMethods protocol](#)

[NSComparisonResult data type](#)

[NSCompositingOperation data type](#)

[NSConditionLock class 2nd](#)

[NSConnection class 2nd 3rd](#)

[NSConnectionReplyMode global variable](#)

[NSContainsRect function](#)

[NSControl class](#)

[Application Kit](#)

[hierarchy](#)

[NSControlSize data type](#)

[NSControlTint data type](#)

[NSConvertGlyphsToPackedGlyphs function](#)

[NSConvertHostDoubleToSwapped function](#)

[NSConvertHostFloatToSwapped function](#)  
[NSConvertSwappedDoubleToHost function](#)  
[NSConvertSwappedFloatToHost function](#)  
[NSCopyBits function](#)  
[NSCopyHashTableWithZone function](#)  
[NSCopying protocol](#)  
[NSCopyMapTableWithZone function](#)  
[NSCopyMemoryPages function](#)  
[NSCopyObject function](#)  
[NSCountCommand class](#)  
[NSCountedSet class](#)  
[NSCountHashTable function](#)  
[NSCountMapTable function](#)  
[NSCountWindows function](#)  
[NSCountWindowsForContext function](#)  
[NSCParameterAssert function](#)  
[NSCreateCommand class](#)  
[NSCreateFileContentsPboardType function](#)  
[NSCreateFilenamePboardType function](#)  
[NSCreateHashTable function](#)  
[NSCreateHashTableWithZone function](#)  
[NSCreateMapTable function](#)  
[NSCreateMapTableWithZone function](#)  
[NSCreateZone function](#)  
[NSCursor class \(Application Kit\)](#)  
NSCustomImageRep class  
    [Application Kit](#)  
    [subclass](#)  
NSData class [2nd](#)  
NSDate class [2nd](#)  
    [convert to human-readable date and time string](#)  
NSDateFormatter class  
NSDeallocateMemoryPages function  
NSDeallocateObject function  
NSDecimal data type  
NSDecimalAdd function  
NSDecimalCompact function  
NSDecimalCompare function

[NSDecimalCopy function](#)

[NSDecimalDivide function](#)

[NSDecimalMaxSize constant](#)

[NSDecimalMultiply function](#)

[NSDecimalMultiplyByPowerOf10 function](#)

[NSDecimalNormalize function](#)

[NSDecimalNoScale constant](#)

[NSDecimalNumber class](#) [2nd exception](#)

[NSDecimalNumberBehaviors protocol](#)

[NSDecimalNumberHandler class](#)

[NSDecimalPower function](#)

[NSDecimalRound function](#)

[NSDecimalString function](#)

[NSDecimalSubtract function](#)

[NSDecrementExtraRefCountWasZero function](#)

[NSDefaultMallocZone function](#)

[NSDefaultRunLoopMode global variable](#)

[NSDeleteCommand class](#)

[NSDeserializer class](#)

[NSDictionary class](#) [2nd](#)

[NSDirectoryEnumerator class](#)

[NSDistantObject class](#)

[NSDistantObjectRequest class](#)

[NSDistributedLock class](#)

[NSDistributedNotificationCenter class](#)

[NSDivideRect function](#)

[NSDocument class](#)

[Application Kit](#)

[NSDocumentChangeType data type](#)

[NSDocumentController class](#)

[Application Kit](#)

[NSDottedFrameRect function](#)

[NSDragging \(Operations\) enumeration](#)

[NSDraggingDestination protocol \(Application Kit\)](#)

[NSDraggingInfo protocol \(Application Kit\)](#)

[NSDraggingSource protocol \(Application Kit\)](#)

[NSDragOperation data type](#)

---

[NSDrawBitmap function](#)

[NSDrawButton function](#)

[NSDrawColorTiledRects function](#)

[NSDrawDarkBezel function](#)

[NSDrawer class](#)

[Application Kit](#)

[NSDrawerState data type](#)

[NSDrawGrayBezel function](#)

[NSDrawGroove function](#)

[NSDrawLightBezel function](#)

[NSDrawTiledRects function](#)

[NSDrawWhiteBezel function](#)

[NSDrawWindowBackground function](#)

[NSEndHashTableEnumeration function](#)

[NSEndMapTableEnumeration function](#)

[NSEnumerateHashTable function](#)

[NSEnumerateMapTable function](#)

[NSEnumerator class](#) [2nd](#)

[NSEPSImageRep class](#)

[Application Kit](#)

[subclass](#)

[NSEqualPoints function](#)

[NSEqualRanges function](#)

[NSEqualRects function](#)

[NSEqualSizes function](#)

[NSEraseRect function](#)

[NSEvent class](#)

[Application Kit](#)

[enumeration](#) [2nd](#) [3rd](#) [4th](#) [5th](#)

[NSEventMaskFromType function](#)

[NSEventType data type](#)

[NSException class](#)

[NSExistsCommand class](#)

[NSExtraRefCount function](#)

[NSFileHandle class](#) [2nd](#) [3rd](#)

[client side](#)

[exception](#)

[methods](#)

[server socket communication](#)

[NSFileManager class 2nd](#)

[NSFileTypeForHFSTypeCode function](#)

[NSFileWrapper class \(Application Kit\)](#)

[NSFocusRingPlacement data type](#)

[NSFont class](#)

[Application Kit](#)

[enumeration](#)

[global variables 2nd](#)

[NSFontAction data type](#)

[NSFontManager class \(Application Kit\)](#)

[NSFontPanel class \(Application Kit\)](#)

[NSFontTraitMask data type](#)

[NSForm class \(Application Kit\)](#)

[NSFormatter class](#)

[NSFormCell class \(Application Kit\)](#)

[NSFrameRect function](#)

[NSFrameRectWithWidth function](#)

[NSFrameRectWithWidthUsingOperation function](#)

[NSFreeHashTable function](#)

[NSFreeMapTable function](#)

[NSFullUserName function](#)

[NSGetAlertPanel function](#)

[NSGetCommand class](#)

[NSGetCriticalAlertPanel function](#)

[NSGetFileType function](#)

[NSGetInformationalAlertPanel function](#)

[NSGetSizeAndAlignment function](#)

[NSGetUncaughtExceptionHandler function](#)

[NSGetWindowServerMemory function](#)

[NSGlobalDomain class](#)

[NSGlyph data type](#)

[enumeration](#)

[NSGlyphInfo class \(Application Kit\)](#)

[NSGlyphInfoAtIndex function](#)

[NSGlyphInscription data type](#)

[NSGlyphLayoutMode data type](#)



[NSGlyphRelation data type](#)

[NSGradientType data type](#)

[NSGraphics \(Alpha Values\) enumeration](#)

[NSGraphicsContext class](#)

- [Application Kit](#)
- [global variables](#)

[NSHashEnumerator data type](#)

[NSHashGet function](#)

[NSHashInsert function](#)

[NSHashInsertIfAbsent function](#)

[NSHashInsertKnownAbsent function](#)

[NSHashRemove function](#)

[NSHashTable Callbacks global variable](#)

[NSHashTable data type](#)

[NSHashTableCallbacks data type](#)

[NSHeight function](#)

[NSHelpManager class \(Application Kit\)](#)

[NSHFSTypeCodeFromFileType function](#)

[NSHFSTypeOfFile function](#)

[NSHighlightRect function](#)

[NSHomeDirectory function](#)

[NSHomeDirectoryForUser function](#)

[NSHost class 2nd](#)

[NSHostByteOrder function](#)

[NSIgnoreMisspelledWords protocol \(Application Kit\)](#)

[NSImage class 2nd](#)

- [Application Kit](#)

[NSImageAlignment data type](#)

[NSImageCacheMode data type](#)

[NSImageCell class \(Application Kit\)](#)

[NSImageFrameStyle data type](#)

[NSImageInterpolation data type](#)

[NSImageLoadStatus data type](#)

[NSImageRep class 2nd](#)

- [Application Kit](#)
- [enumeration](#)
- [subclasses](#)

[NSImageRepLoadStatus data type](#)

---

[NSImageScaling data type](#)

[NSImageView class](#)

[Application Kit](#)

[subclass](#)

[NSIncrementExtraRefCount function](#)

[NSIndexSpecifier class](#)

[NSInputManager class \(Application Kit\)](#)

[NSInputServer class \(Application Kit\)](#)

[NSInputServerMouseTracker protocol \(Application Kit\)](#)

[NSInputServiceProvider protocol \(Application Kit\)](#)

[NSInsertionPosition data type](#)

[NSInsetRect function](#)

[NSIntegralRect function](#)

[NSInterfaceStyle data type 2nd](#)

[NSInterfaceStyleDefault global variables](#)

[NSIntersectionRange function](#)

[NSIntersectionRect function](#)

[NSIntersectsRect function](#)

[NSInvocation class](#)

[NSIsEmptyRect function](#)

[NSJavaBundleCleanup function](#)

[NSJavaBundleSetup function](#)

[NSJavaClassesForBundle function](#)

[NSJavaClassesFromPath function](#)

[NSJavaNeedsToLoadClasses function](#)

[NSJavaNeedsVirtualMachine function](#)

[NSJavaObjectNamedInPath function](#)

[NSJavaProvidesClasses function](#)

[NSJavaSetup](#)

[function](#)

[global variable](#)

[NSJavaSetupVirtualMachine function](#)

[NSKeyedArchiver class 2nd](#)

[NSKeyedUnarchiver class 2nd](#)

[NSKeyValueCoding](#)

[protocol](#)

[NSLayoutDirection data type](#)

[NSLayoutManager class](#) [2nd](#) [3rd](#) [4th](#)

[Application Kit](#)

[NSLayoutStatus data type](#)

[NSLineBreakMode data type](#)

[NSLineCapStyle data type](#)

[NSLineJoinStyle data type](#)

[NSLineMovementDirection data type](#)

[NSLineSweepDirection data type](#)

[NSLiteralSearch](#)

[NSLocalizedString function](#)

[NSLocalizedStringFromTable function](#)

[NSLocalizedStringFromTableInBundle function](#)

[NSLocalizedStringWithDefaultValue function](#)

[NSLocalNotificationCenterType global variable](#)

[NSLocationInRange function](#)

[NSLock class](#) [2nd](#) [3rd](#)

[NSLocking protocol](#)

[NSLog function](#)

[NSLogicalTest class](#)

[NSLogPageSize function](#)

[NSLogv function](#)

[NSMachBootstrapServer class](#)

[NSMachPort class](#)

[NSMailDelivery class](#)

[NSMakePoint function](#)

[NSMakeRange function](#)

[NSMakeRect function](#)

[NSMakeSize function](#)

[NSMapEnumerator data type](#)

[NSMapGet function](#)

[NSMapInsert function](#)

[NSMapInsertIfAbsent function](#)

[NSMapInsertKnownAbsent function](#)

[NSMapMember function](#)

[NSMapRemove function](#)

[NSMapTable](#)

[data type](#)

[Key Call Backs global variable](#)

[Value Callbacks global variable](#)

[NSMutableDictionaryKeyCallbacks data type](#)

[NSMutableDictionaryValueCallbacks data type](#)

[NSMutableDictionary class](#)

[Application Kit](#)

[subclass](#)

[NSMutableDictionaryMode data type](#)

[NSMutableDictionaryMaxRange function](#)

[NSMutableDictionaryMaxX function](#)

[NSMutableDictionaryMaxY function](#)

[NSMutableDictionary class](#)

[Application Kit](#)

[NSMutableDictionaryItem class](#)

[Application Kit](#)

[protocol](#)

[NSMutableDictionaryItemCell class \(Application Kit\)](#)

[NSMutableDictionaryValidation protocol \(Application Kit\)](#)

[NSMutableDictionaryView class \(Application Kit\)](#)

[NSMutableDictionaryMessagePort class](#)

[NSMutableDictionaryMessagePortNameServer class](#)

[NSMutableDictionaryMethodSignature class](#)

[NSMutableDictionaryMiddleSpecifier class](#)

[NSMutableDictionaryMidX function](#)

[NSMutableDictionaryMidY function](#)

[NSMutableDictionaryMinX function](#)

[NSMutableDictionaryMinY function](#)

[NSMutableDictionaryModalSession data type](#)

[NSMutableDictionaryMouseDownInRect function](#)

[NSMutableDictionaryMoveCommand class](#)

[NSMutableDictionaryMovie class \(Application Kit\)](#)

[NSMutableDictionaryMovieView class \(Application Kit\)](#)

[NSMutableDictionaryMultibyteGlyphPacking data type](#)

[NSMutableDictionaryMutableArray class 2nd](#)

[NSMutableDictionaryMutableAttributedString class](#)

[NSMutableDictionaryMutableCharacterSet class](#)

[NSMutableDictionaryMutableCopying protocol](#)

[NSMutableDictionaryMutableData class](#)

[NSMutableDictionaryMutableDictionary class](#)

---

[NSMutableParagraphStyle class \(Application Kit\)](#)

[NSMutableSet class](#)

[NSMutableString class 2nd](#)

[appending, inserting, deleting, replacing](#)

[NSNameSpecifier class](#)

[NSNetService class 2nd](#)

[delegate methods](#)

[error codes](#)

[NSNetServiceBrowser class 2nd](#)

[NSNetServices Errors global variable](#)

[NSNetServicesError data type](#)

[NSNextHashEnumeratorItem function](#)

[NSNextMapEnumeratorPair function](#)

[NSNibAwaking protocol \(Application Kit\)](#)

[NSNibConnector class \(Application Kit\)](#)

[NSNibControlConnector class \(Application Kit\)](#)

[NSNibOutletConnector class \(Application Kit\)](#)

[NSNotAnIntMapKey constant](#)

[NSNotAPointerMapKey constant](#)

[NSNotFound](#)

[enumeration](#)

[NSNotification class 2nd 3rd](#)

[NSNotificationCenter class 2nd 3rd](#)

[NSNotificationCoalescing data type](#)

[NSNotificationQueue class](#)

[NSNotificationSuspensionBehavior data type](#)

[NSNull class](#)

[NSNumber class 2nd](#)

[NSNumberFormatter class](#)

[NSNumberOfColorComponents function](#)

[NSObjCTypeSerializationCallback protocol](#)

[NSObjCValue data type](#)

[NSObject class](#)

[protocol](#)

[NSOffsetRect function](#)

[NSOpenGLContext class \(Application Kit\)](#)

[NSOpenGLContextAuxiliary data type](#)

[NSOpenGLContextParameter data type](#)

[NSOpenGLGetOption function](#)

[NSOpenGLGetVersion function](#)

[NSOpenGLGlobalOption data type](#)

[NSOpenGLPixelFormat class \(Application Kit\)](#)

[NSOpenGLPixelFormatAttribute data type](#)

[NSOpenGLPixelFormatAuxiliary data type](#)

[NSOpenGLSetOption function](#)

[NSOpenGLView class \(Application Kit\)](#)

[NSOpenPanel class \(Application Kit\)](#)

[NSOpenStepRootDirectory function](#)

[NSOpenStepUnicodeReservedBase enumeration](#)

NSOutlineView class

[Application Kit](#)

[enumeration](#)

[NSOutlineViewDataSource protocol \(Application Kit\)](#)

[NSPageLayout class \(Application Kit\)](#)

[NSPageSize function](#)

NSPanel class

[Application Kit](#)

[enumeration](#) [2nd](#) [3rd](#)

[NSParagraphStyle class \(Application Kit\)](#)

[NSParameterAssert function](#)

NSPasteboard class

[Application Kit](#)

[global variables](#) [2nd](#) [3rd](#)

NSPDFImageRep

[subclass](#)

NSPDFImageRep class

[Application Kit](#)

[NSPerformService function](#)

NSPictImageRep

[subclass](#)

NSPictImageRep class

[Application Kit](#)

[NSPipe class](#) [2nd](#)

[NSPlanarFromDepth function](#)

[NSPoint data type](#) [2nd](#)

[NSPointArray data type](#)

[NSPointFromString function](#)

[NSPointInRect function](#)

[NSPointPointer data type](#)

[NSPopUpArrowPosition data type](#)

[NSPopUpButton class \(Application Kit\)](#)

[NSPopUpButtonCell class \(Application Kit\)](#)

[NSPort class](#)

[NSPortCoder class 2nd](#)

[NSPortMessage class](#)

[NSPortNameServer class](#)

[NSPositionalSpecifier class](#)

[NSPostingStyle data type](#)

[NSPrinter class \(Application Kit\)](#)

[NSPrinterTableStatus data type](#)

[NSPrintInfo class](#)

- [Application Kit](#)
- [global variables](#)

[NSPrintingOrientation data type](#)

[NSPrintingPageOrder data type](#)

[NSPrintingPagingMode data type](#)

[NSPrintOperation class \(Application Kit\)](#)

[NSPrintPanel class](#)

- [Application Kit](#)
- [global variables](#)

[NSProcessInfo class 2nd](#)

- [enumeration](#)

[NSProgressIndicator class \(Application Kit\)](#)

[NSProgressIndicatorStyle data type](#)

[NSProgressIndicatorThickness data type](#)

[NSPropertyListFormat data type](#)

[NSPropertyListMutabilityOptions data type](#)

[NSPropertyListSerialization class](#)

[NSPropertySpecifier class](#)

[NSProtocolChecker class](#)

[NSProxy class](#)

[NSQTMovieLoopMode data type](#)

[NSQuickDrawView class \(Application Kit\)](#)

---

[NSQuitCommand class](#)

[NSRandomSpecifier class](#)

[NSRange data type](#) [2nd](#) [3rd](#)

[NSRangeFromString function](#)

[NSRangePointer data type](#)

[NSRangeSpecifier class](#)

[NSReadPixel function](#)

[NSRealMemoryAvailable function](#)

[NSRect data type](#) [2nd](#)

[NSRectArray data type](#)

[NSRectClip function](#)

[NSRectClipList function](#)

[NSRectEdge data type](#)

[NSRectFill function](#)

[NSRectFillList function](#)

[NSRectFillListUsingOperation function](#)

[NSRectFillListWithColors function](#)

[NSRectFillListWithColorsUsingOperation function](#)

[NSRectFillListWithGrays function](#)

[NSRectFillUsingOperation function](#)

[NSRectFromString function](#)

[NSRectPointer data type](#)

[NSRecursiveLock class](#) [2nd](#)

[NSRecycleZone function](#)

[NSRegisterServicesProvider function](#)

[NSRegistrationDomain class](#)

[NSRelativePosition data type](#)

[NSRelativeSpecifier class](#)

[NSReleaseAlertPanel function](#)

[NSRequestUserAttentionType data type](#)

[NSResetHashTable function](#)

[NSResetMapTable function](#)

[NSResponder](#)

[NSResponder class](#) [2nd](#)

[Application Kit](#)

[NSReturnAddress function](#)

[NSRoundDownToMultipleOfPageSize function](#)



[NSRoundingMode data type](#)

[NSRoundUpToMultipleOfPageSize function](#)

[NSRulerMarker class \(Application Kit\)](#)

[NSRulerOrientation data type](#)

[NSRulerView class \(Application Kit\)](#)

[NSRunAlertPanel function](#)

[NSRunCriticalAlertPanel function](#)

[NSRunInformationalAlertPanel function](#)

[NSRunLoop class](#) [2nd](#)

- [enumeration](#) [2nd](#)
- [global variables](#)

[NSSaveOperationType data type](#)

[NSSaveOptions data type](#)

[NSSavePanel class](#)

- [Application Kit](#)
- [enumeration](#)

[NSScanner class](#) [2nd](#)

[NSScreen class \(Application Kit\)](#)

[NSScreenAuxiliaryOpaque data type](#)

[NSScriptClassDescription class](#)

[NSScriptCoercionHandler class](#)

[NSScriptCommand class](#)

- [enumeration](#)

[NSScriptCommandDescription class](#)

[NSScriptExecutionContext class](#)

[NSScriptingComparisonMethods protocol](#)

[NSScriptKeyValueCoding](#)

- [exception](#)
- [protocol](#)

[NSScriptObjectSpecifier class](#)

- [enumeration](#)

[NSScriptObjectSpecifiers protocol](#)

[NSScriptSuiteRegistry class](#)

[NSScriptWhoseTest class](#)

[NSScrollArrowPosition data type](#)

[NSScroller class \(Application Kit\)](#)

[NSScrollerArrow data type](#)

[NSScrollerPart data type](#)

[NSScrollView class](#)

[Application Kit](#)

[NSSearchPathDirectory data type](#)

[NSSearchPathDomainMask data type](#)

[NSSearchPathForDirectoriesInDomains function](#)

[NSSecureTextField class \(Application Kit\)](#)

[NSSecureTextFieldCell class \(Application Kit\)](#)

[NSSelectionAffinity data type](#)

[NSSelectionDirection data type](#)

[NSSelectionGranularity data type](#)

[NSSelectorFromString function](#)

[NSSerializer class](#)

[NSServicesRequests protocol \(Application Kit\)](#)

[NSSet class 2nd 3rd](#)

[NSSetCommand class](#)

[NSSetFocusRingStyle function](#)

[NSSetShowsServicesMenuItem function](#)

[NSSetUncaughtExceptionHandler function](#)

[NSSetZoneName function](#)

[NSShouldRetainWithZone function](#)

[NSShowsServicesMenuItem function](#)

[NSSimpleHorizontalTypesetter class \(Application Kit\)](#)

[NSSize data type 2nd](#)

[NSSizeArray data type](#)

[NSSizeFromString function](#)

[NSSizePointer data type](#)

[NSSlider class \(Application Kit\)](#)

[NSSliderCell class \(Application Kit\)](#)

[NSSocketPort class 2nd](#)

[NSSocketPortNameServer class](#)

[NSSound class \(Application Kit\)](#)

[NSSpecifierTest class](#)

[NSSpellChecker class \(Application Kit\)](#)

[NSSpellServer class](#)

[NSSplitView class \(Application Kit\)](#)

[NSStatusBar class \(Application Kit\)](#)

[NSStatusItem class \(Application Kit\)](#)

[NSStepper class \(Application Kit\)](#)

---

[NSString class \(Application Kit\)](#)

[NSString class 2nd](#) [3rd](#)

[append a format](#)

[append a string](#)

[check for prefix or suffix](#)

[comparing strings](#)

[create a string using printf style formatting](#)

[create a string with a character array](#)

[create one string from another string](#)

[determine the length of a string](#)

[extract strings](#)

[get a C string from](#)

[handling exception](#)

[initializing](#)

[literal syntax](#)

[release](#)

[retain](#)

[return 6 characters starting at index 7](#)

[return capitalization](#)

[return characters from beginning to character 5](#)

[return lowercase](#)

[return uppercase](#)

[search substrings](#)

[Unicode and](#)

[using text file to initialize a string](#)

[NSStringEncoding data type](#)

[NSStringFromClass function](#)

[NSStringFromHashTable function](#)

[NSStringFromMapTable function](#)

[NSStringFromPoint function](#)

[NSStringFromRange function](#)

[NSStringFromRect function](#)

[NSStringFromSelector function](#)

[NSStringFromSize function](#)

[NSSwapBigDoubleToHost function](#)

[NSSwapBigFloatToHost function](#)

[NSSwapBigIntToHost function](#)

[NSSwapBigLongLongToHost function](#)  
[NSSwapBigLongToHost function](#)  
[NSSwapBigShortToHost function](#)  
[NSSwapDouble function](#)  
[NSSwapFloat function](#)  
[NSSwapHostDoubleToBig function](#)  
[NSSwapHostDoubleToLittle function](#)  
[NSSwapHostFloatToBig function](#)  
[NSSwapHostFloatToLittle function](#)  
[NSSwapHostIntToBig function](#)  
[NSSwapHostIntToLittle function](#)  
[NSSwapHostLongLongToBig function](#)  
[NSSwapHostLongLongToLittle function](#)  
[NSSwapHostLongToBig function](#)  
[NSSwapHostLongToLittle function](#)  
[NSSwapHostShortToBig function](#)  
[NSSwapHostShortToLittle function](#)  
[NSSwapInt function](#)  
[NSSwapLittleDoubleToHost function](#)  
[NSSwapLittleFloatToHost function](#)  
[NSSwapLittleIntToHost function](#)  
[NSSwapLittleLongLongToHost function](#)  
[NSSwapLittleLongToHost function](#)  
[NSSwapLittleShortToHost function](#)  
[NSSwapLong function](#)  
[NSSwapLongLong function](#)  
[NSSwappedDouble data type](#)  
[NSSwappedFloat data type](#)  
[NSSwapShort function](#)  
[NSTableColumn class \(Application Kit\)](#)  
[NSTableDataSource protocol \(Application Kit\)](#)  
[NSTableHeaderCell class \(Application Kit\)](#)  
[NSTableHeaderView class \(Application Kit\)](#)  
[NSTableView class \(Application Kit\)](#)  
[NSTableViewDropOperation data type](#)  
[NSTabState data type](#)  
[NSTabView class \(Application Kit\)](#)  
[NSTabViewItem class \(Application Kit\)](#)

[NSTabViewItemAuxiliaryOpaque data type](#)

[NSTabViewType data type](#)

[NSTask class](#) [2nd](#)

[NSTemporaryDirectory function](#)

[NSTestComparisonOperation data type](#)

[NSText class](#)

[Application Kit](#)

[enumeration](#) [2nd](#)

[NSTextAlignment data type](#)

[NSTextAttachment \(Attachment Character\) enumeration](#)

[NSTextAttachment class \(Application Kit\)](#)

[NSTextAttachmentCell class \(Application Kit\)](#)

[NSTextAttachmentCell protocol \(Application Kit\)](#)

[NSTextContainer class](#) [2nd](#) [3rd](#)

[Application Kit](#)

[NSTextField class \(Application Kit\)](#)

[NSTextFieldBezelStyle data type](#)

[NSTextFieldCell class \(Application Kit\)](#)

[NSTextInput protocol \(Application Kit\)](#)

[NSTextStorage class](#) [2nd](#) [3rd](#)

[Application Kit](#)

[enumeration](#)

[NSTextStorage subclass](#)

[NSTextStorageScripting protocol \(Application Kit\)](#)

[NSTextTab class \(Application Kit\)](#)

[NSTextTabType data type](#)

[NSTextView class](#) [2nd](#)

[Application Kit](#)

[NSThread class](#) [2nd](#)

[sleepUntilDate: method](#)

[NSTickMarkPosition data type](#)

[NSTIFFCompression data type](#)

[NSTimeInterval data type](#)

[NSTimer class](#)

[NSTimeZone class](#) [2nd](#)

[NSTitlePosition data type](#)

[NSToolbar class](#)

[Application Kit](#)

---

[NSToolbarDisplayMode data type](#)

[NSToolbarItem class](#)

[Application Kit](#)

[global variables](#)

[NSToolbarItemValidation protocol \(Application Kit\)](#)

[NSToolbarSizeMode data type](#)

[NSToolTipOwner protocol \(Application Kit\)](#)

[NSToolTipTag data type](#)

[NSTrackingRectTag data type](#)

[NSTypesetter class \(Application Kit\)](#)

[NSTypesetterBehavior data type](#)

[NSTypesetterGlyphInfo data type](#)

[NSUnarchiver class 2nd](#)

[NSUncaughtExceptionHandler data type](#)

[NSUndoCloseGroupingRunLoopOrdering enumeration](#)

[NSUndoManager class](#)

[NSUnionRange function](#)

[NSUnionRect function](#)

[NSUniqueIDSpecifier class](#)

[NSUnregisterServicesProvider function](#)

[NSUpdateDynamicServices function](#)

[NSURL class 2nd 3rd](#)

[global variable](#)

[methods](#)

[NSURLHandle class 2nd 3rd](#)

[NSURLHandle FTP Property Keys global variable](#)

[NSURLHandle HTTP Property Keys global variable](#)

[NSURLHandleClient protocol](#)

[NSURLHandleStatus data type](#)

[NSUsableScrollerParts data type](#)

[NSUserDefaults class 2nd](#)

[global variable](#)

[NSUserInterfaceValidations protocol \(Application Kit\)](#)

[NSUserName function](#)

[NSValidatedUserInterfaceItem protocol \(Application Kit\)](#)

[NSValue class](#)

[NSView class 2nd 3rd](#)

[Application Kit](#)

[enumeration](#)

[NSWhoseSpecifier class](#)

[NSWhoseSubelementIdentifier data type](#)

[NSWidth function](#)

[NSWindingRule data type](#)

[NSWindow class 2nd](#)

[Application Kit](#)

[enumeration](#)

[global variables 2nd](#)

[NSWindowAuxiliaryOpaque data type](#)

[NSWindowButton data type](#)

[NSWindowController class](#)

[Application Kit](#)

[NSWindowDepth data type](#)

[NSWindowList function](#)

[NSWindowListForContext function](#)

[NSWindowOrderingMode data type](#)

[NSWindowScripting protocol \(Application Kit\)](#)

[NSWorkspace class](#)

[Application Kit](#)

[global variables 2nd](#)

[NSWritingDirection data type](#)

[NSZone data type](#)

[NSZoneCalloc function](#)

[NSZoneFree function](#)

[NSZoneFromPointer function](#)

[NSZoneMalloc function](#)

[NSZoneName function](#)

[NSZoneRealloc function](#)

[number precision](#)

[numeric data types](#)

[\[ Team LiB \]](#)

Click [here](#) to show toolbars of the Web Online Help System: [show toolbars](#)

## [\[ Team LiB \]](#)

[\[SYMBOL\]](#) [\[A\]](#) [\[B\]](#) [\[C\]](#) [\[D\]](#) [\[E\]](#) [\[F\]](#) [\[G\]](#) [\[H\]](#) [\[I\]](#) [\[J\]](#) [\[K\]](#) [\[L\]](#) [\[M\]](#) [\[N\]](#) [\[O\]](#) [\[P\]](#) [\[Q\]](#) [\[R\]](#) [\[S\]](#) [\[T\]](#) [\[U\]](#) [\[V\]](#) [\[W\]](#) [\[Z\]](#)

[object allocation functions](#)

[object specifiers, defined](#)

[object tree](#)

[object-oriented programming \(OOP\)](#)

[Objective-C 2nd](#)

[naming conventions](#)

[runtime functions](#)

[objects](#)

[archiving 2nd](#)

[arrays](#)

[checking that conforms to protocol](#)

[cloned](#)

[closing](#)

[collection 2nd](#)

[comparing 2nd](#)

[copying](#)

[counting](#)

[creating instances](#)

[data, altering](#)

[deallocating](#)

[defined](#)

[deleting](#)

[distributed 2nd](#)

[distributed, threads and](#)

[first-class](#)

[help manager](#)

[locally representing](#)

[lock](#)

[modifying sets](#)

[multiple-value](#)

[mutable copies](#)



[ordered collections](#)

[paragraph style](#)

[property list](#) [2nd](#)

[proxies](#)

[proxy for](#)

[remote, connecting to](#)

[scanner](#)

[used by multiple applications](#)

[observers \(notification center\)](#)

[Omni Frameworks](#)

[OmniAppKit](#)

[OmniBase](#)

[OmniFoundation](#)

[OmniHTML](#)

[OmniNetworking](#)

[OWF](#)

[Omni Group, The web site](#)

[Open panel](#)

[OpenGL API](#)

[OpenGL functions \(Application Kit\)](#)

[outlets](#)

[actions and](#)

[defined](#) [2nd](#)

[outline view](#)

[overriding a superclass method](#)

[\[ Team LiB \]](#)

---

[This HTML Help has been published using the chm2web software.](#)

Click [here](#) to show toolbars of the Web Online Help System: [show toolbars](#)

[\[ Team LiB \]](#)

[\[SYMBOL\]](#) [\[A\]](#) [\[B\]](#) [\[C\]](#) [\[D\]](#) [\[E\]](#) [\[F\]](#) [\[G\]](#) [\[H\]](#) [\[I\]](#) [\[J\]](#) [\[K\]](#) [\[L\]](#) [\[M\]](#) [\[N\]](#) [\[O\]](#) [\[P\]](#) [\[Q\]](#) [\[R\]](#) [\[S\]](#) [\[T\]](#) [\[U\]](#) [\[V\]](#) [\[W\]](#) [\[Z\]](#)

[Page Layout panel](#)

[page-view](#)

[paginating text](#)

[panel functions \(Application Kit\)](#)

[paragraph style](#)

[parent window, defined](#)

[pasteboard functions \(Application Kit\)](#)

[pasteboard server](#)

[path flatness](#)

[path utilities functions](#)

[PDF image rendering](#)

[persistent domains](#)

[point functions](#)

[pop-up button interface](#)

[port name servers](#) [2nd](#)

[port registration services](#)

[PPD file](#)

[presentation layer](#)

[primary identifier](#)

[print job information](#)

[Print panel](#)

[Print Preview window](#)

[printf-style formatting web site](#)

[process discovery](#)

[Project Builder, defined](#)

[property keys \(AddressBook framework\)](#)

[property list objects](#) [2nd](#) [3rd](#)

[proposed rectangle](#)

[protocols](#)

[Application Kit](#)

[defining](#)

[Foundation](#)

[proxies](#)

[\[ Team LIB \]](#)

---

[This HTML Help has been published using the chm2web software.](#)

Click [here](#) to show toolbars of the Web Online Help System: [show toolbars](#)

[\[ Team LiB \]](#)

[\[SYMBOL\]](#) [\[A\]](#) [\[B\]](#) [\[C\]](#) [\[D\]](#) [\[E\]](#) [\[F\]](#) [\[G\]](#) [\[H\]](#) [\[I\]](#) [\[J\]](#) [\[K\]](#) [\[L\]](#) [\[M\]](#) [\[N\]](#) [\[O\]](#) [\[P\]](#) [\[Q\]](#) [\[R\]](#) [\[S\]](#) [\[T\]](#) [\[U\]](#) [\[V\]](#) [\[W\]](#) [\[Z\]](#)

[Quartz](#)

[2D API](#)

[composite images and](#)

[Compositor](#)

[defined](#)

[path-based drawing API](#)

[querying the contents of the array](#)

[quick reference, how it was generated](#)

[QuickDraw drawing commands](#)

[QuickTime movie data](#)

[\[ Team LiB \]](#)

---

[This HTML Help has been published using the chm2web software.](#)

Click [here](#) to show toolbars of the Web Online Help System: [show toolbars](#)

[\[ Team LiB \]](#)

[\[SYMBOL\]](#) [\[A\]](#) [\[B\]](#) [\[C\]](#) [\[D\]](#) [\[E\]](#) [\[F\]](#) [\[G\]](#) [\[H\]](#) [\[I\]](#) [\[J\]](#) [\[K\]](#) [\[L\]](#) [\[M\]](#) [\[N\]](#) [\[O\]](#) [\[P\]](#) [\[Q\]](#) [\[R\]](#) [\[S\]](#) [\[T\]](#) [\[U\]](#) [\[V\]](#) [\[W\]](#) [\[Z\]](#)

[range functions](#)

[rect functions](#)

[reference counting mechanism](#)

[Rendezvous network services](#)

[web site](#)

[resources for Cocoa developers](#)

[Apple documentation](#)

[Apple partnering programs](#)

[mailing lists](#)

[related books](#)

[web sites](#)

[resources, application](#)

[loading resources](#)

[responder chain](#) [2nd](#)

[pattern, defined](#)

[retrieve objects from an archive](#)

[root class](#) [2nd](#)

[rotating](#)

[ruler view](#)

[run loops](#) [2nd](#) [3rd](#)

[defined](#)

[\[ Team LiB \]](#)

---

[This HTML Help has been published using the chm2web software.](#)

Click [here](#) to show toolbars of the Web Online Help System: [show toolbars](#)

[\[ Team LiB \]](#)

[\[SYMBOL\]](#) [\[A\]](#) [\[B\]](#) [\[C\]](#) [\[D\]](#) [\[E\]](#) [\[F\]](#) [\[G\]](#) [\[H\]](#) [\[I\]](#) [\[J\]](#) [\[K\]](#) [\[L\]](#) [\[M\]](#) [\[N\]](#) [\[O\]](#) [\[P\]](#) [\[Q\]](#) [\[R\]](#) [\[S\]](#) [\[T\]](#) [\[U\]](#) [\[V\]](#) [\[W\]](#) [\[Z\]](#)

[scalar data items](#)

[scaling](#)

[scanners](#) [2nd](#)

[scoping instance variables](#)

[screen readers](#)

[script suites](#)

[scriptable classes](#)

[scripting](#) [2nd](#) [3rd](#)

[commands](#)

[data types](#)

[language reference form](#)

[statements](#)

[scroll view](#) [2nd](#)

[scrolling](#)

[Search Types enumeration](#)

[secure text](#)

[selectors, defined](#)

[serialization and deserialization operations](#)

[server setup](#)

[set](#)

[setAction: method](#)

[setTarget: method](#)

[sheet funtions](#)

[sheets](#)

[single inheritance language](#)

[singleton design pattern, defined](#)

[size functions](#)

[sleepUntilDate: method](#)

[slider controls](#)

[socket file descriptors](#)

[sockets](#)

[sound file player](#)

[special variables](#)

[spellchecking 2nd](#)

[Spelling panel 2nd](#)

[static typing, defined](#)

[status bars](#)

[Stepwise \(Softtrak\) web site](#)

[String Encodings enumeration](#)

strings

[altering contents and attributes](#)

[altering portions of](#)

[attributes 2nd](#)

[comparing](#)

[manipulating](#)

[subprocesses](#)

[subviews](#)

[superclass methods, overriding](#)

[superview](#)

[symbolic marker display](#)

[\[ Team LiB \]](#)

---

[This HTML Help has been published using the chm2web software.](#)

Click [here](#) to show toolbars of the Web Online Help System: [show toolbars](#)

[\[ Team LiB \]](#)

[\[SYMBOL\]](#) [\[A\]](#) [\[B\]](#) [\[C\]](#) [\[D\]](#) [\[E\]](#) [\[F\]](#) [\[G\]](#) [\[H\]](#) [\[I\]](#) [\[J\]](#) [\[K\]](#) [\[L\]](#) [\[M\]](#) [\[N\]](#) [\[O\]](#) [\[P\]](#) [\[Q\]](#) [\[R\]](#) [\[S\]](#) [\[T\]](#) [\[U\]](#) [\[V\]](#) [\[W\]](#) [\[Z\]](#)

[target/action pattern](#) [2nd](#)

[defined](#)

[tasks](#)

[text](#)

[drawing](#)

[manual assembly of components](#)

[text attachments](#)

[text handling](#) [2nd](#)

[assembling](#)

[classes](#)

[layout](#)

[text input](#)

[text layout](#)

[multicolumn text](#)

[multiple simultaneous layouts](#)

[paginating](#)

[scenarios](#)

[simple](#)

[text storage](#)

[text system class hierarchy](#)

[textual representations of cells](#) [2nd](#)

[third-party frameworks](#)

[thread communication](#)

[thread locking](#)

[thread locks](#)

[threaded programming](#)

[threads, input resources](#)

[time zones](#) [2nd](#)

[toolbars](#) [2nd](#)

[item identifiers](#)

[methods](#)



[tracking rectangles](#)

[transform convenience constructor](#)

[transformations](#)

[translating](#)

[\[ Team LiB \]](#)

---

[This HTML Help has been published using the chm2web software.](#)

Click [here](#) to show toolbars of the Web Online Help System: [show toolbars](#)

[\[ Team LiB \]](#)

[\[SYMBOL\]](#) [\[A\]](#) [\[B\]](#) [\[C\]](#) [\[D\]](#) [\[E\]](#) [\[F\]](#) [\[G\]](#) [\[H\]](#) [\[I\]](#) [\[J\]](#) [\[K\]](#) [\[L\]](#) [\[M\]](#) [\[N\]](#) [\[O\]](#) [\[P\]](#) [\[Q\]](#) [\[R\]](#) [\[S\]](#) [\[T\]](#) [\[U\]](#) [\[V\]](#) [\[W\]](#) [\[Z\]](#)

[uncaught exceptions](#)

[undo and redo system](#)

[Unicode characters](#) [2nd](#) [3rd](#)

[catalog web site](#)

[unique ID](#)

[Unix pipes](#)

[unordered collections](#)

[URL resources](#) [2nd](#)

[user defaults](#) [2nd](#)

[\[ Team LiB \]](#)

---

[This HTML Help has been published using the chm2web software.](#)

Click [here](#) to show toolbars of the Web Online Help System: [show toolbars](#)

[\[ Team LiB \]](#)

[\[SYMBOL\]](#) [\[A\]](#) [\[B\]](#) [\[C\]](#) [\[D\]](#) [\[E\]](#) [\[F\]](#) [\[G\]](#) [\[H\]](#) [\[I\]](#) [\[J\]](#) [\[K\]](#) [\[L\]](#) [\[M\]](#) [\[N\]](#) [\[O\]](#) [\[P\]](#) [\[Q\]](#) [\[R\]](#) [\[S\]](#) [\[T\]](#) [\[U\]](#) [\[V\]](#) [\[W\]](#) [\[Z\]](#)

[variables](#)

[global](#)

[Application Kit](#)

[Foundation](#)

[special](#)

[vector-based paths](#)

[view class](#)

[view hierarchy](#)

[view, defined](#)

[volatile domains](#)

[\[ Team LiB \]](#)

---

[This HTML Help has been published using the chm2web software.](#)

Click [here](#) to show toolbars of the Web Online Help System: [show toolbars](#)

[\[ Team LiB \]](#)

[\[SYMBOL\]](#) [\[A\]](#) [\[B\]](#) [\[C\]](#) [\[D\]](#) [\[E\]](#) [\[F\]](#) [\[G\]](#) [\[H\]](#) [\[I\]](#) [\[J\]](#) [\[K\]](#) [\[L\]](#) [\[M\]](#) [\[N\]](#) [\[O\]](#) [\[P\]](#) [\[Q\]](#) [\[R\]](#) [\[S\]](#) [\[T\]](#) [\[U\]](#) [\[V\]](#) [\[W\]](#) [\[Z\]](#)

[web sites for Cocoa developers](#)

[winding rule 2nd](#)

[even-odd](#)

[non-zero](#)

[window class](#)

[workspace services](#)

[wrapper, around a C data buffer](#)

[wrappers, file](#)

[\[ Team LiB \]](#)

---

[This HTML Help has been published using the chm2web software.](#)

Click [here](#) to show toolbars of the Web Online Help System: [show toolbars](#)

---

[\[ Team LiB \]](#)

[\[SYMBOL\]](#) [\[A\]](#) [\[B\]](#) [\[C\]](#) [\[D\]](#) [\[E\]](#) [\[F\]](#) [\[G\]](#) [\[H\]](#) [\[I\]](#) [\[J\]](#) [\[K\]](#) [\[L\]](#) [\[M\]](#) [\[N\]](#) [\[O\]](#) [\[P\]](#) [\[Q\]](#) [\[R\]](#) [\[S\]](#) [\[T\]](#) [\[U\]](#) [\[V\]](#) [\[W\]](#) [\[Z\]](#)

[Zero Constants global variable](#)

[zero-configuration networking \(zeroconf\)](#)

[zones, memory](#)

[\[ Team LiB \]](#)

---

[This HTML Help has been published using the chm2web software.](#)